



SunLine Transit Agency
July 08, 2025
10:00 a.m. – 11 a.m.

AGENDA

ACCESS ADVISORY COMMITTEE

**Wellness Room
32-505 Harry Oliver Trail,
Thousand Palms, CA 92276**

NOTICE TO THE PUBLIC

In compliance with the Brown Act, agenda materials distributed to the Board 72 business hours or less prior to the meeting, which are public records relating to open-session agenda items, will be available for inspection by members of the public prior to or at the meeting at SunLine Transit Agency's Administration Building, 32505 Harry Oliver Trail, Thousand Palms, CA 92276 and on the Agency's website, www.sunline.org.

In compliance with the Americans with Disabilities Act, Government Code Section 54954.2, and the Federal Transit Administration Title VI, please contact the Clerk of the Board at (760) 343-3456 if disability-related modification(s) and/or interpreter services are needed to participate in a Board meeting. Notification of at least 72 business hours prior to the meeting time will assist staff in ensuring reasonable arrangements can be made to provide assistance at the meeting.

ITEM

RECOMMENDATION

- 1. CALL TO ORDER**
- 2. FLAG SALUTE**
- 3. ROLL CALL**
- 4. FINALIZATION OF AGENDA**
- 5. APPROVAL OF MINUTES**

ITEM

RECOMMENDATION

6. PUBLIC COMMENTS

NON AGENDA ITEMS

Members of the public may comment on any matter. Please fill out the comment card prior to making public comment. After public comment cards are collected, the public comment portion will begin. Your name will be called when it is your turn to speak. Each person's comments are limited to three (3) minutes. Public comment cards will not continue to be collected throughout the meeting.

7. PRESENTATION

8. COMMITTEE MEMBER COMMENTS

9. COMMITTEE CORRESPONDENCE REPORTS

9a) Review Ridership for Fixed Route and SunDial
April 2024-2025 and May 2024-2025

9b) Appeals Subcommittee

9c) Membership Subcommittee

9d) Evaluation of Services Subcommittee

9e) Legislative Subcommittee

10. NEW BUSINESS

11. COMMUNITY UPDATES

12. NEXT MEETING DATE – September 09, 2025 at 10:00 AM at:

SunLine's Wellness Room
32-505 Harry Oliver Trail
Thousand Palms, CA 92276

13. ADJOURN

**SUNLINE TRANSIT AGENCY
ACCESS Advisory Committee Meeting - MINUTES
May 13, 2025**

MINUTES

**ACCESS Advisory Committee Meeting
May 13, 2025**

The ACCESS Advisory Meeting is held at 10:00 AM on Tuesday, May 13, 2025, in the Wellness Room at SunLine Transit Agency, 32-505 Harry Oliver Trail, Thousand Palms, CA 92276

1. CALL TO ORDER

The meeting was called to order at 10:02 AM by Chairperson Colleen Evans.

2. FLAG SALUTE

Vice-Chair Chiapperini led the pledge of allegiance.

3. ROLL CALL

Committee Members Present:

Colleen Evans, Chair – Coachella Valley Transit Rider

Felice Chiapperini, Vice-Chair – Coachella Valley Transit Rider

Abdelhak Bouzroud – Palm Springs Unified School District Transportation Services Director*

**Joined the meeting after it was called to order.*

4. FINALIZATION OF AGENDA

No changes to the agenda.

5. APPROVAL OF THE MINUTES

Quorum was not met.

6. PUBLIC COMMENTS

- No public comments were provided.

7. PRESENTATION

- No presentations were made.

8. COMMITTEE MEMBER COMMENTS

Newly appointed member, Abdelhak Bouzroud, was introduced to the committee.

9. COMMITTEE CORRESPONDENCE REPORTS

9a) Review Ridership in February 2025 and March 2025

A presentation was provided by Daren Tatham, Transit Planning Analyst, and Anthony Parham, Paratransit Operations Manager, on the Fixed Route and Paratransit Services.

9b) Appeals Subcommittee

- No appeals pending at this time.

9c) Membership Subcommittee

- No reports were provided.

9d) Evaluation of Services Subcommittee

- No reports were provided.

9e) Legislative Subcommittee

- No reports were provided.

10. NEW BUSINESS

- No new business.

11. COMMUNITY UPDATES

- Members of the public, Louise M. and Sandy S., made a comment about collaborating with SunLine to enhance seniors' understanding of its services and to conduct outreach.

12. NEXT MEETING DATE:

July 8, 2025 at 10:00 AM
SunLine's Wellness Room
32-505 Harry Oliver Trail
Thousand Palms, CA 92276

13. ADJOURNMENT

The ACCESS Advisory Committee meeting adjourned at 10:27 AM.

**SUNLINE TRANSIT AGENCY
ACCESS Advisory Committee Meeting - MINUTES
March 11, 2025**

MINUTES

**ACCESS Advisory Committee Meeting
March 11, 2025**

ACCESS Advisory Meeting is held at 10:00 AM on Tuesday, March 11, 2025, in the Wellness Room at SunLine Transit Agency, 32-505 Harry Oliver Trail, Thousand Palms, CA 92276

1. CALL TO ORDER

The meeting was called to order at 10:02 AM by Chairperson Colleen Evans.

2. FLAG SALUTE

Committee member Rigoberto Mariscal led the pledge of allegiance.

3. ROLL CALL

Committee Members Present:

Colleen Evans, Chair – Coachella Valley Transit Rider
Felice Chiapperini, Vice-Chair – Coachella Valley Transit Rider
Rigoberto Mariscal – Desert Arc
Byron Jessie – Outdoor Resort

4. FINALIZATION OF AGENDA

No changes to the agenda.

5. APPROVAL OF THE MINUTES

A motion to approve the January minutes was made by Felice Chiapperini and seconded by Byron Jessie.

6. PUBLIC COMMENTS

- No public comments were provided.

7. PRESENTATION

- No presentations were made.

8. COMMITTEE MEMBER COMMENTS

Committee member comments were made by:

- Felice Chiapperini, Vice-Chair

9. COMMITTEE CORRESPONDENCE REPORTS

9a) Review Ridership in December 2024 and January 2025

A presentation was provided by Daren Tatham, Transit Planning Analyst, and Anthony Parham, Paratransit Operations Manager, on the Fixed Route and Paratransit Services.

9b) Appeals Subcommittee

- No appeals pending at this time.

9c) Membership Subcommittee

- No reports were provided.

9d) Evaluation of Services Subcommittee

- No reports were provided.

9e) Legislative Subcommittee

- A verbal report was provided by Edith Hernandez, Director of Board and Legislative Affairs, on SunLine's advocacy efforts at the local, state, and federal level.

10. NEW BUSINESS

- Paul Mattern, Chief Planning Officer, informed the committee of SunLine's membership in the American Bus Benchmarking Group and the upcoming Customer Satisfaction Survey in May 2025.

11. COMMUNITY UPDATES

- No community updates.

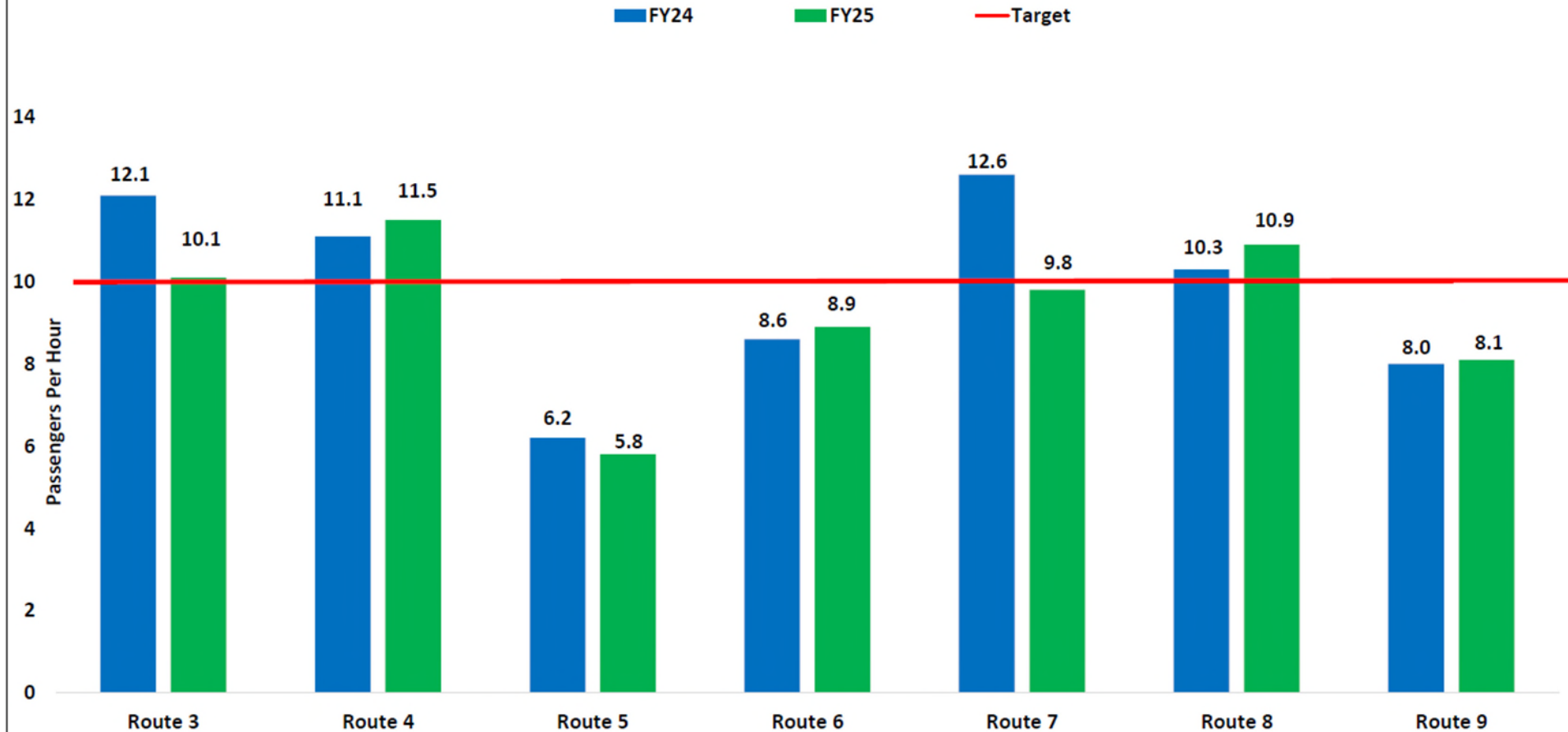
12. NEXT MEETING DATE:

May 13, 2025 at 10:00 AM
SunLine's Wellness Room
32-505 Harry Oliver Trail
Thousand Palms, CA 92276

13. ADJOURNMENT

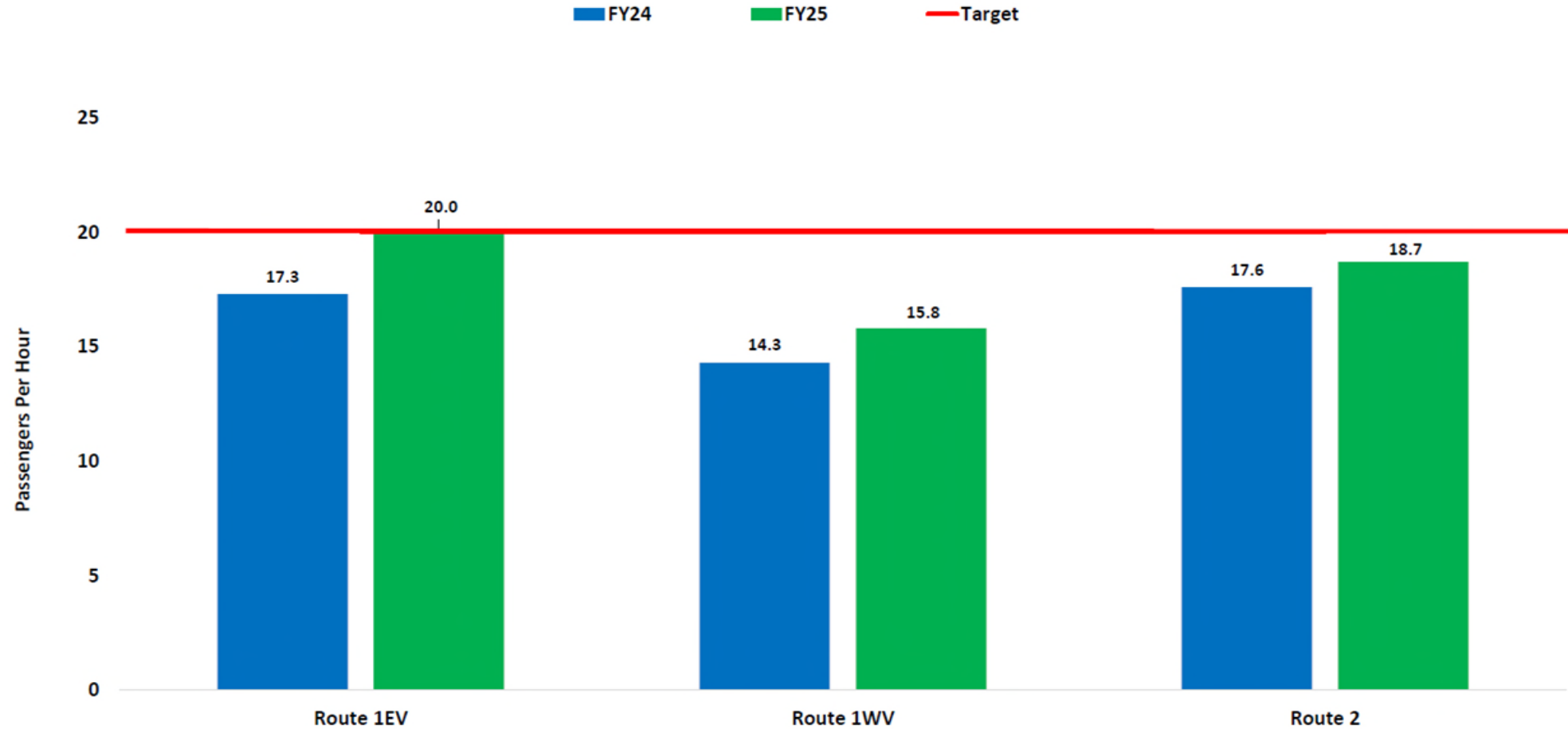
The ACCESS Advisory Committee meeting adjourned at 10:33 AM.

FYTD Passengers Per Revenue Hour - Local Routes April 2025

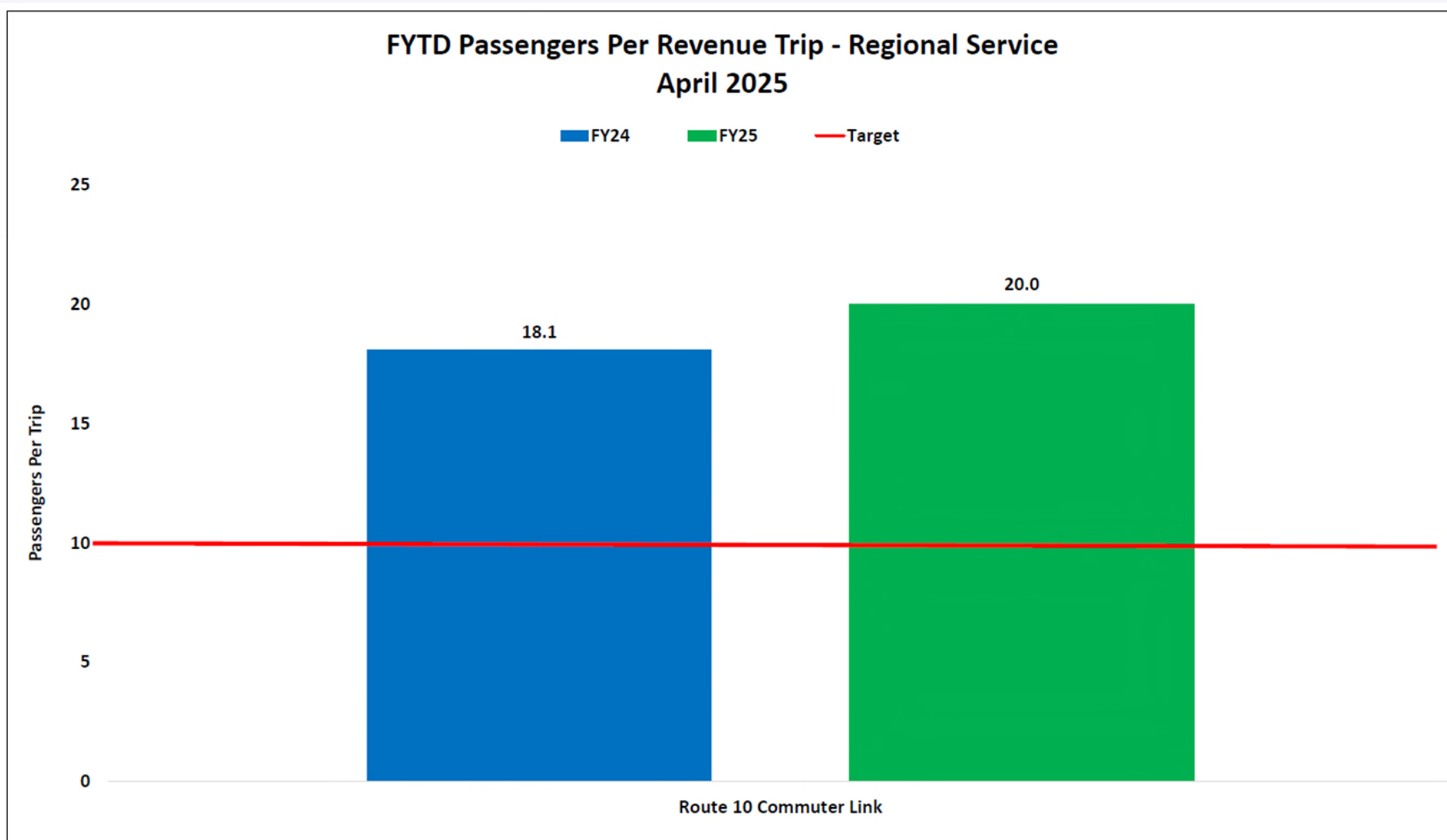


The chart above represents the system performance on local routes for Passengers Per Revenue Hour (PPRH). The target for local fixed routes is 10 PPRH. The FY25 goal is based on the Board approved Service Standards Policy (B-190613). Local routes are secondary routes that connect to the trunk routes and supplement the SunBus network.

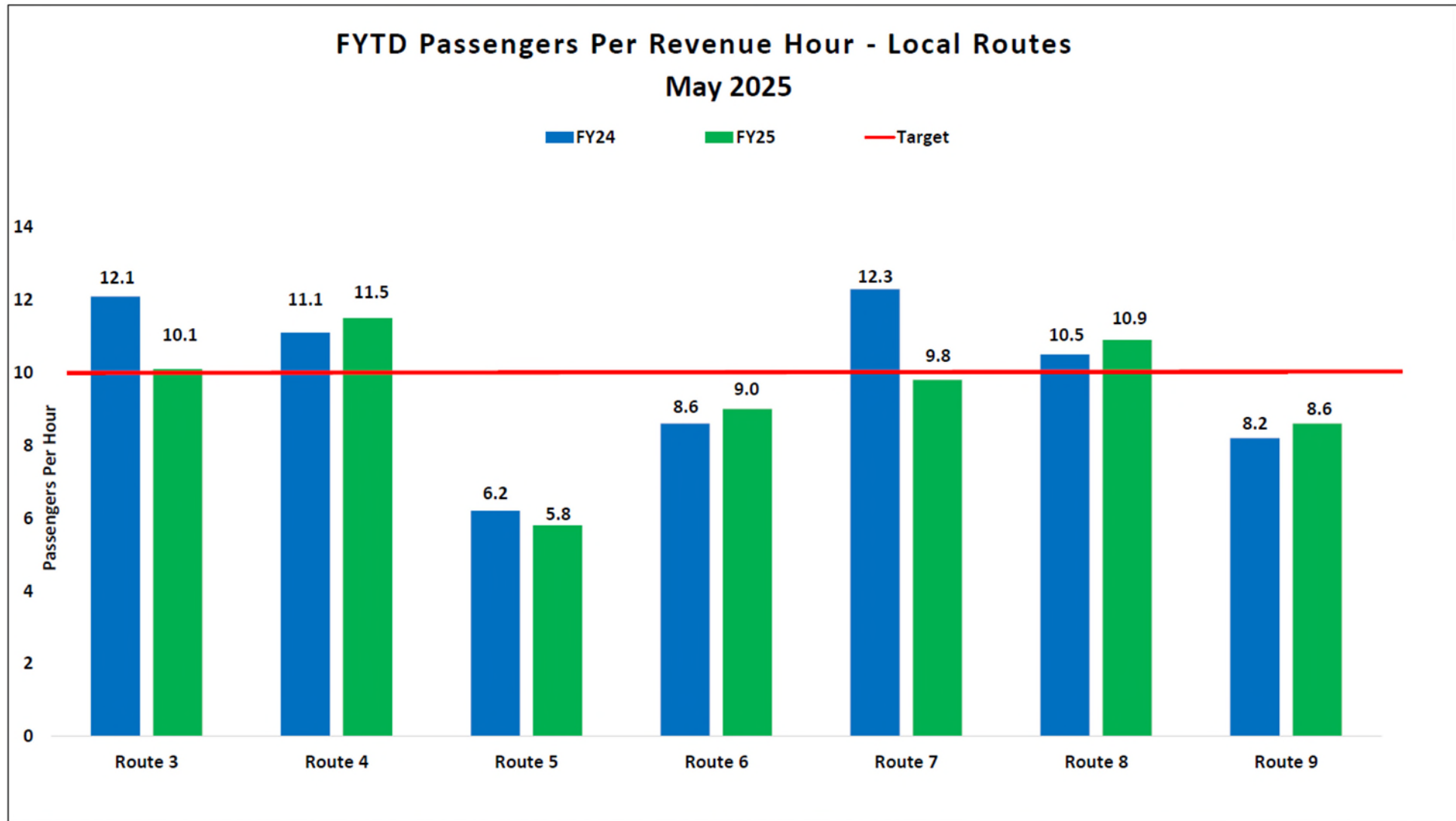
FYTD Passengers Per Revenue Hour - Trunk Routes April 2025



The chart above represents the system performance on trunk routes for Passengers Per Revenue Hour (PPRH). The target for trunk routes is 20 PPRH. The FY25 goal is based on the Board approved Service Standards Policy (B-190613). Trunk routes are highly traveled corridors serving a variety of trip purposes and connect a variety of regional destinations.

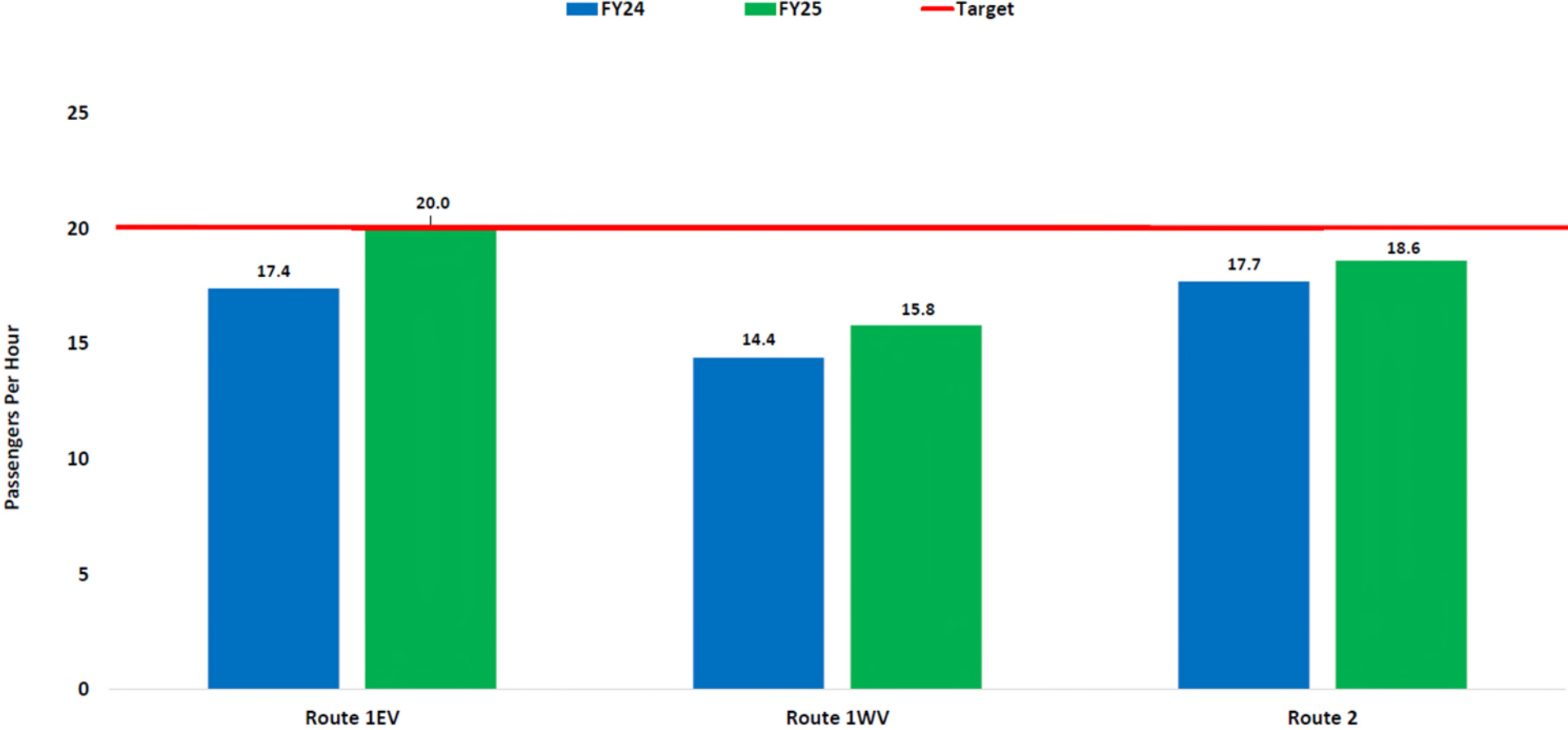


The chart above represents the system performance target for regional service on the 10 Commuter Link which is based on Passengers Per Revenue Trip (PPRT). The target for regional service is 10 PPRT. The FY25 goal is based on the Board approved Service Standards Policy (B-190613).

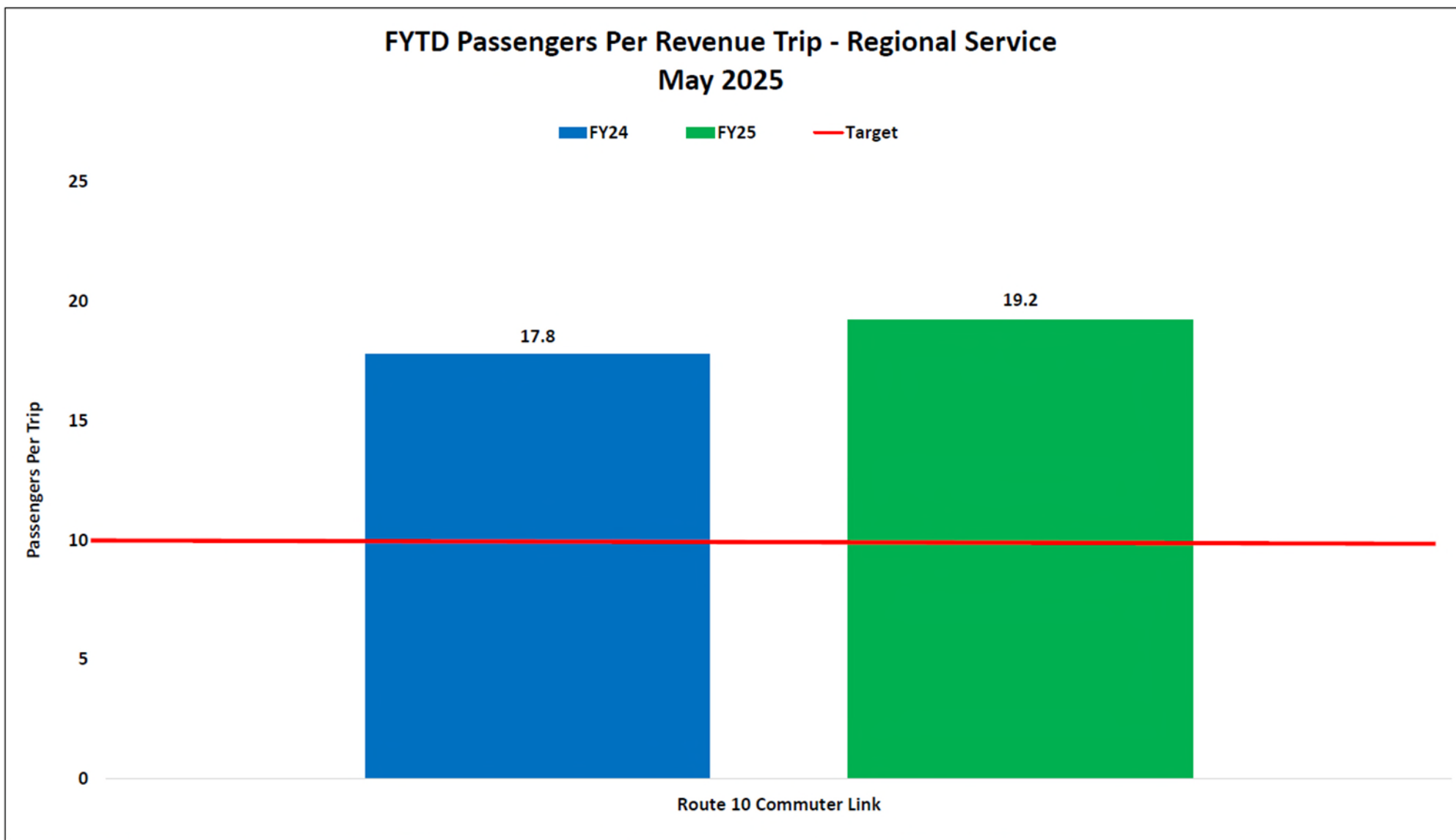


The chart above represents the system performance on local routes for Passengers Per Revenue Hour (PPRH). The target for local fixed routes is 10 PPRH. The FY25 goal is based on the Board approved Service Standards Policy (B-190613). Local routes are secondary routes that connect to the trunk routes and supplement the SunBus network.

FYTD Passengers Per Revenue Hour - Trunk Routes May 2025

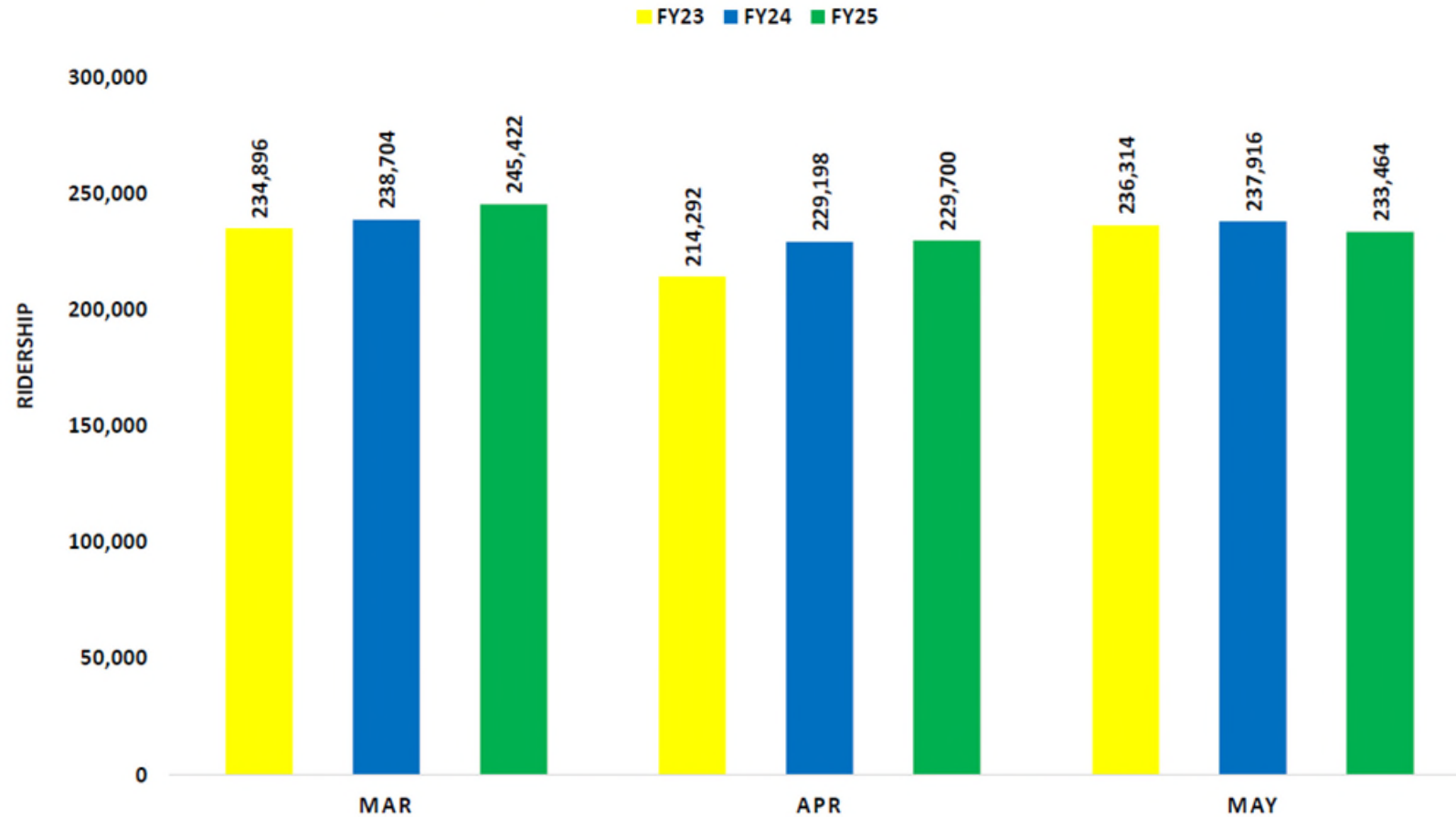


The chart above represents the system performance on trunk routes for Passengers Per Revenue Hour (PPRH). The target for trunk routes is 20 PPRH. The FY25 goal is based on the Board approved Service Standards Policy (B-190613). Trunk routes are highly traveled corridors serving a variety of trip purposes and connect a variety of regional destinations.

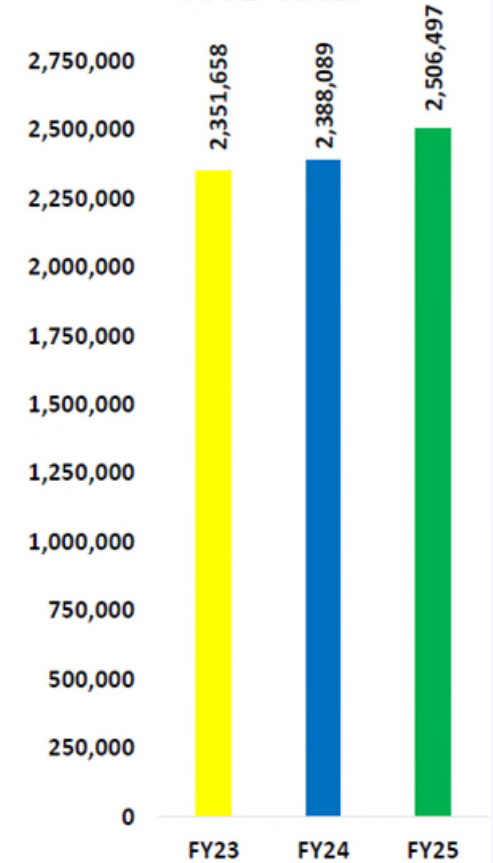


The chart above represents the system performance target for regional service on the 10 Commuter Link which is based on Passengers Per Revenue Trip (PPRT). The target for regional service is 10 PPRT. The FY25 goal is based on the Board approved Service Standards Policy (B-190613).

Fixed Route Ridership - April & May 2025



Fixed Route Ridership FYTD Total

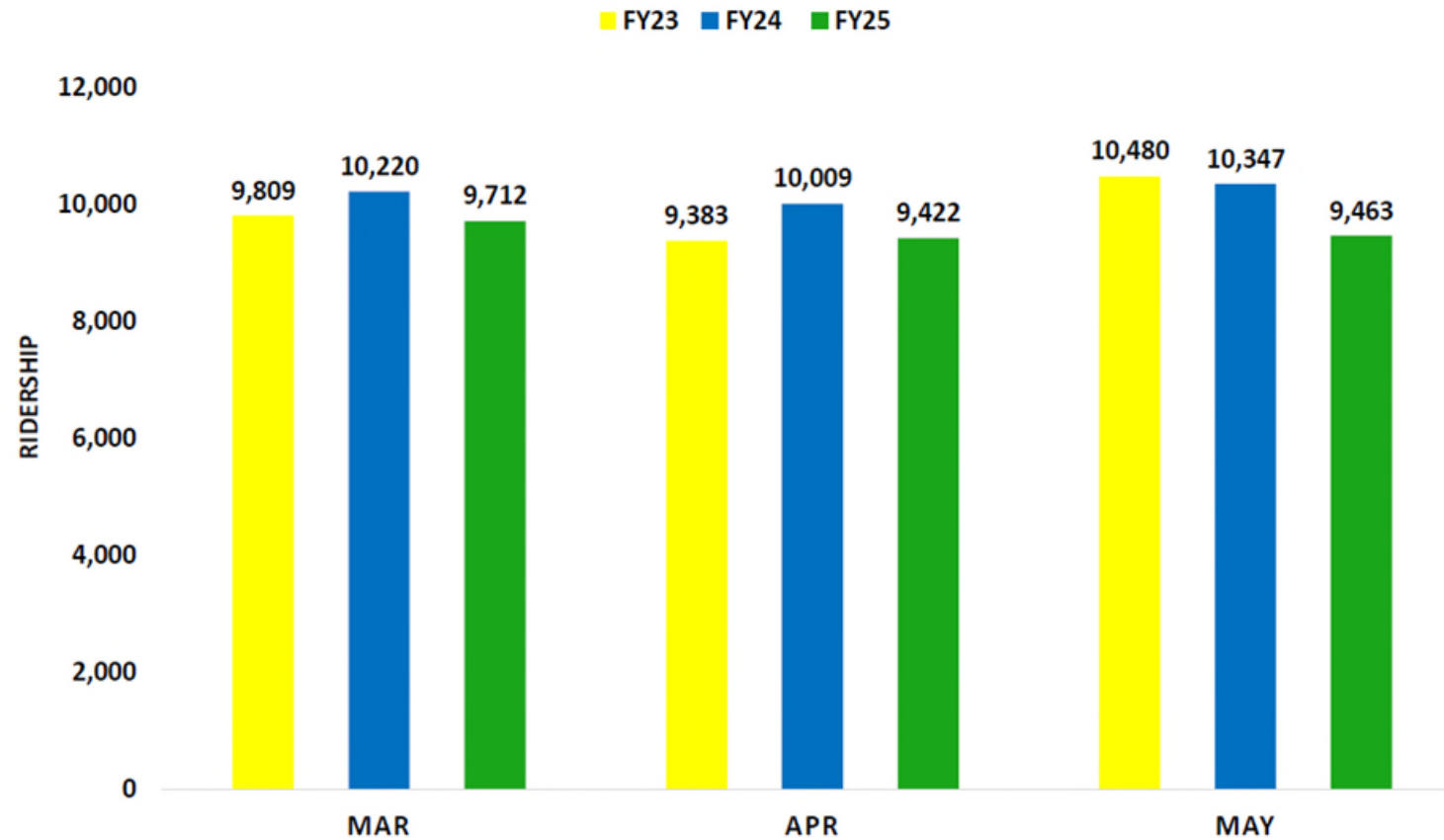


Ridership (or boardings) is the number of rides taken by passengers.

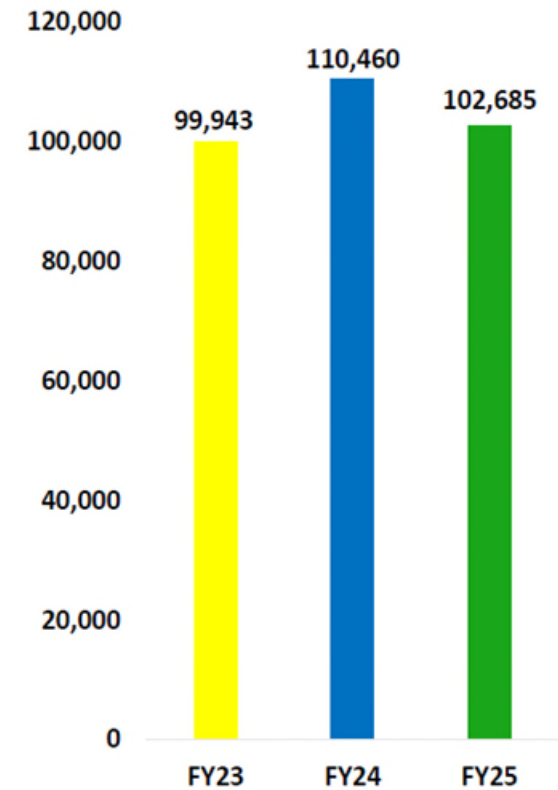
Fixed route ridership counts are based on Unlinked Passenger Trips (UPT).

Fixed route ridership is up 5.0% fiscal year to date.

SunDial Ridership - April & May 2025

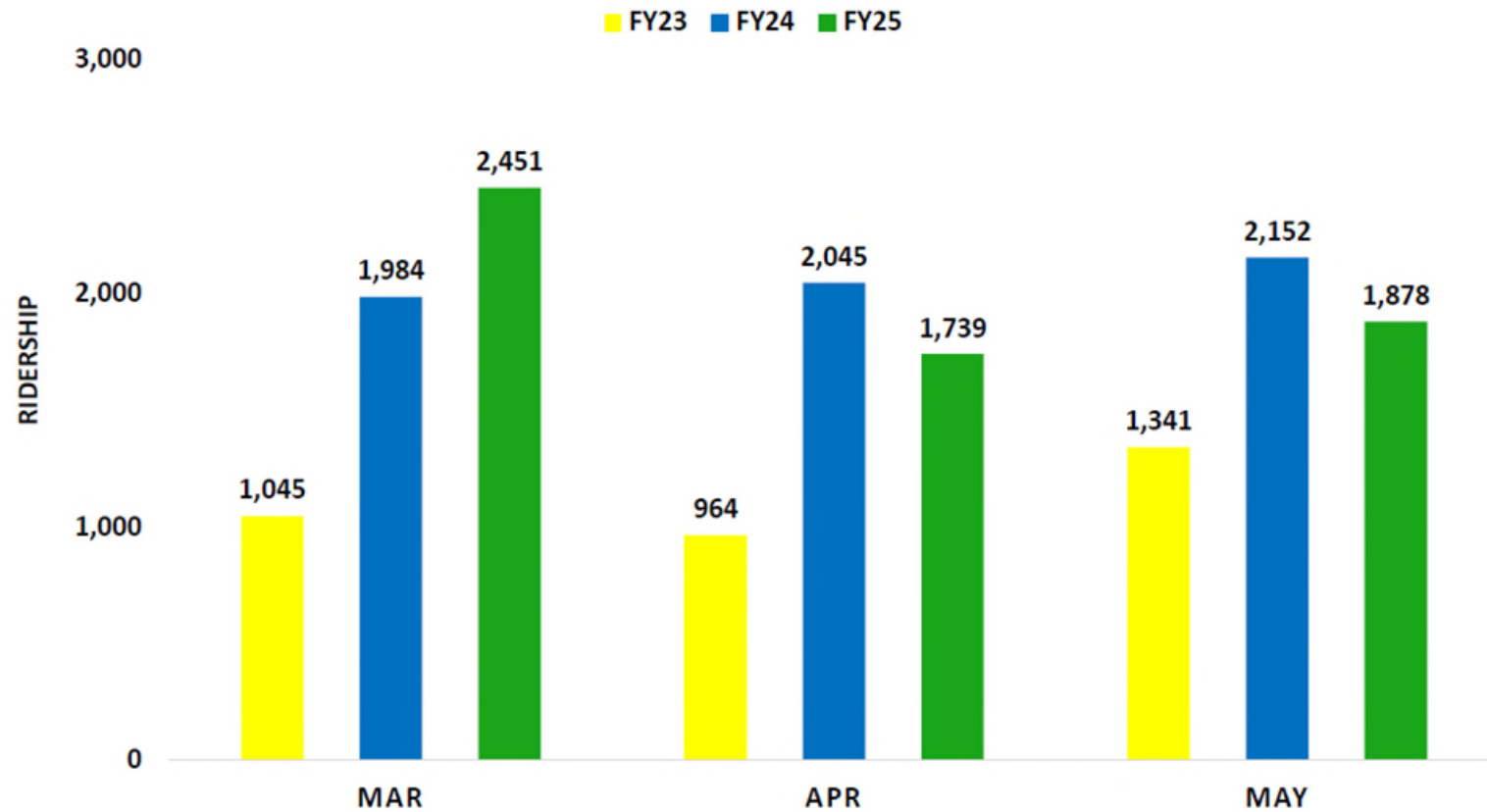


SunDial Ridership FYTD Total

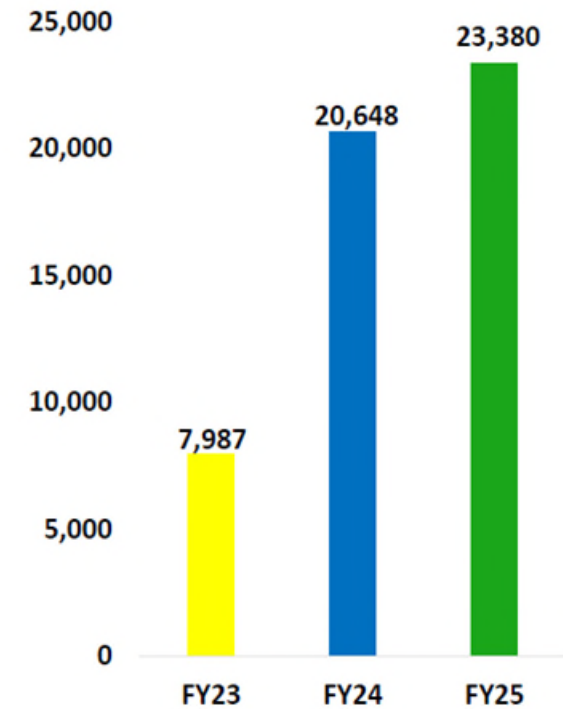


Ridership (or boardings) is the number of rides taken by passengers.
SunDial ridership is down 7.0% fiscal year to date.

SunRide Ridership - April & May 2025



SunRide Ridership FYTD Total



Ridership (or boardings) is the number of rides taken by passengers.

SunRide is a microtransit service that is available in seven (7) Coachella Valley zones.

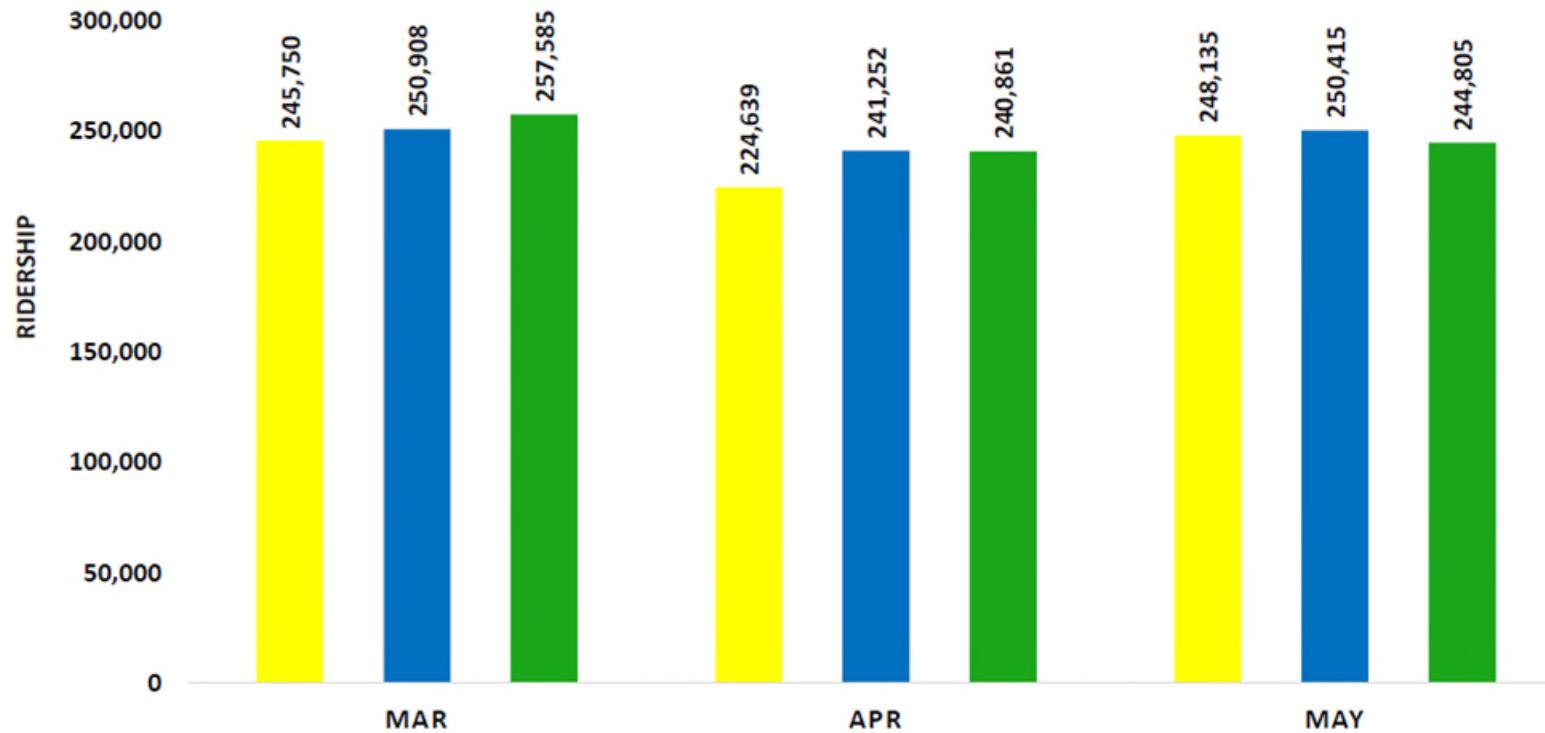
Riders can connect to the fixed route network or to any destination along a fixed route network in the designated zone.

Riders use this service with a smartphone app, SunRide, which will call for a SunRide vehicle to pick them up at a destination within the designated zones and/or bus stops.

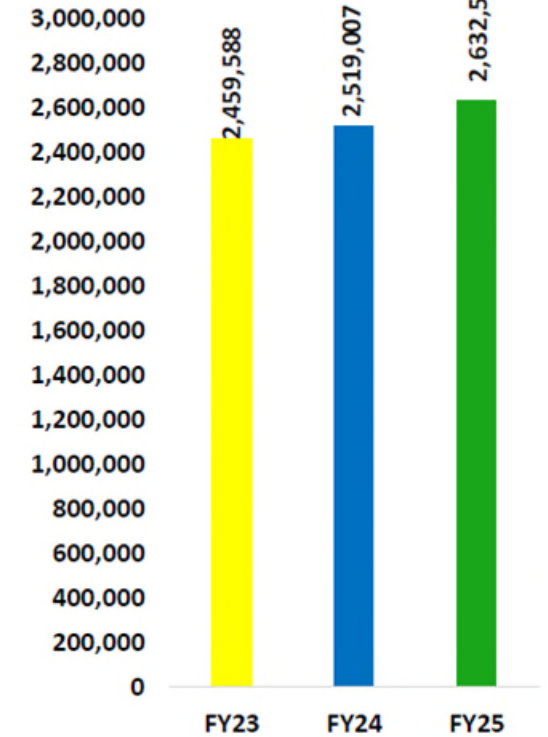
SunRide pilot program launched on January 4, 2021.

System Ridership Total - April & May 2025

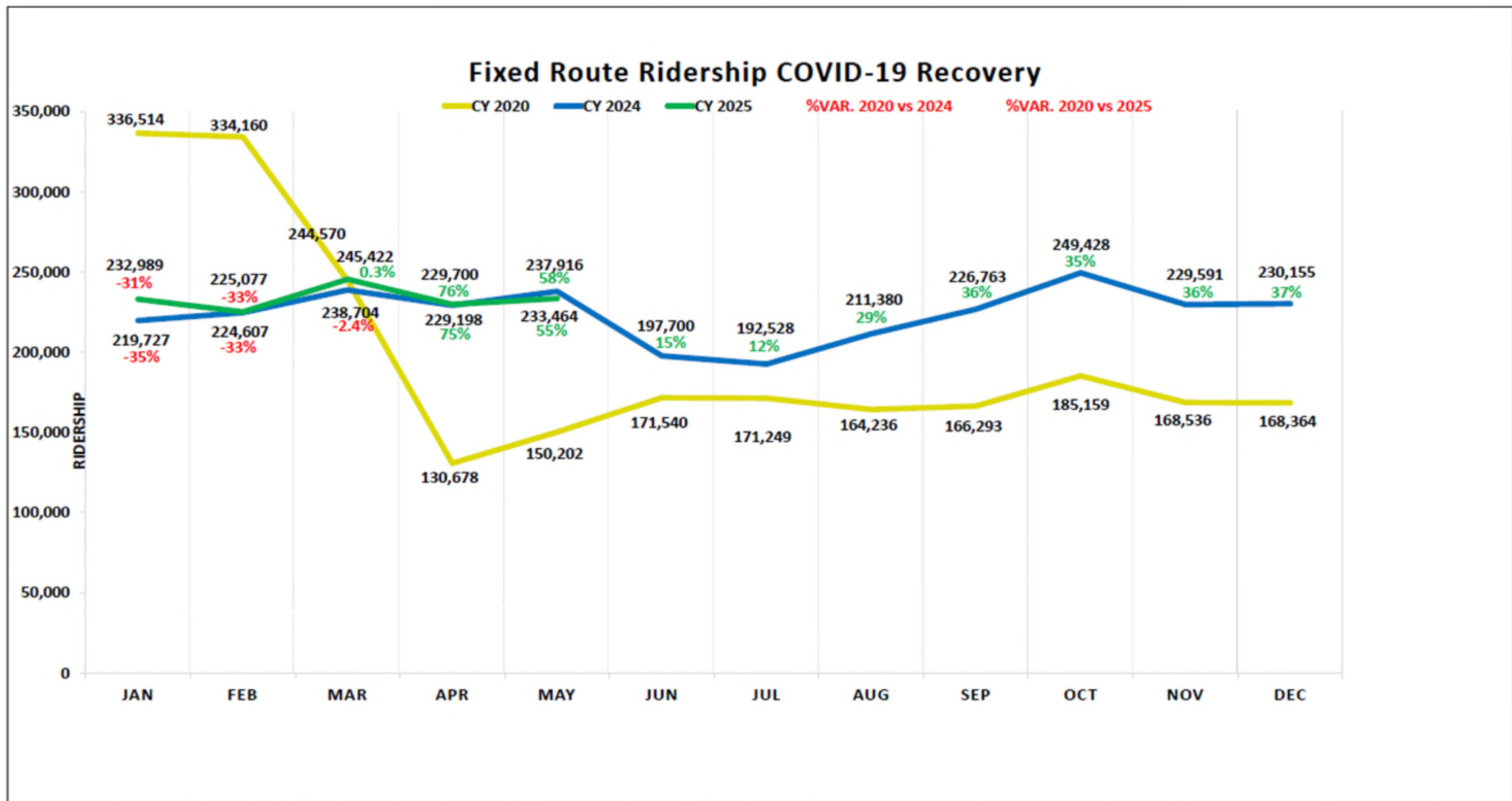
FY23 FY24 FY25



System Ridership FYTD Total

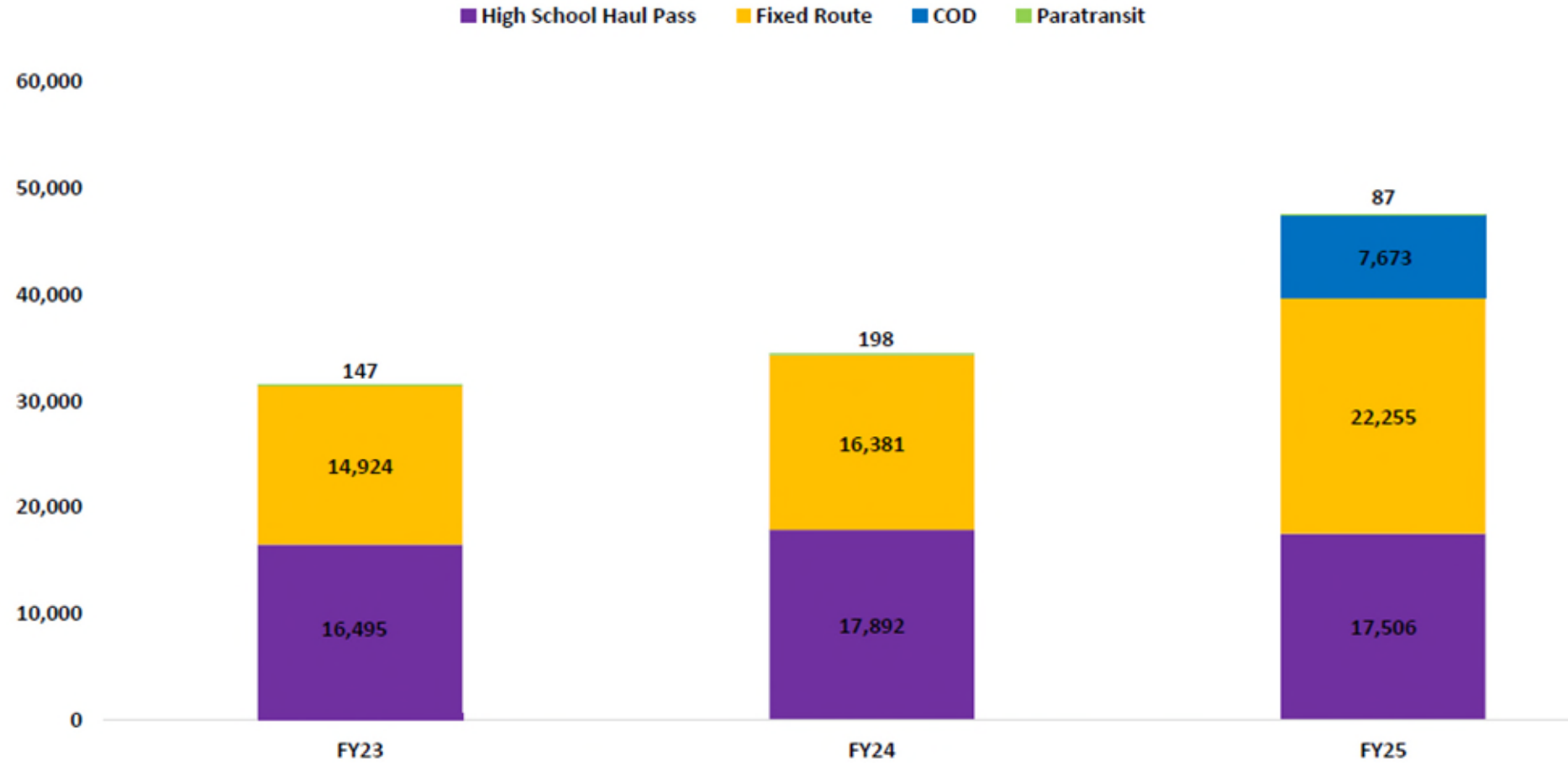


Ridership (or boardings) is the number of rides taken by passengers using Fixed Route, SunDial, SolVan and SunRide. Ridership counts are based on Unlinked Passenger Trips (UPT). System Ridership Total is up 4.5% fiscal year to date.



The COVID-19 pandemic caused a major national and global disruption with closures of businesses, schools and entertainment venues due to the implementation of national and statewide public health policies. Variances are in red close to their corresponding ridership number. 2024 and 2025 are referring to the baseline of 2020. CY 2020 will remain on the chart since it is the baseline needed to compare ridership recovery for CY 2024 & CY 2025. CY 2021/2022/2023 have been removed to reflect the two (2) most recent years in recovery.

Mobile Ticketing Usage - April 2025

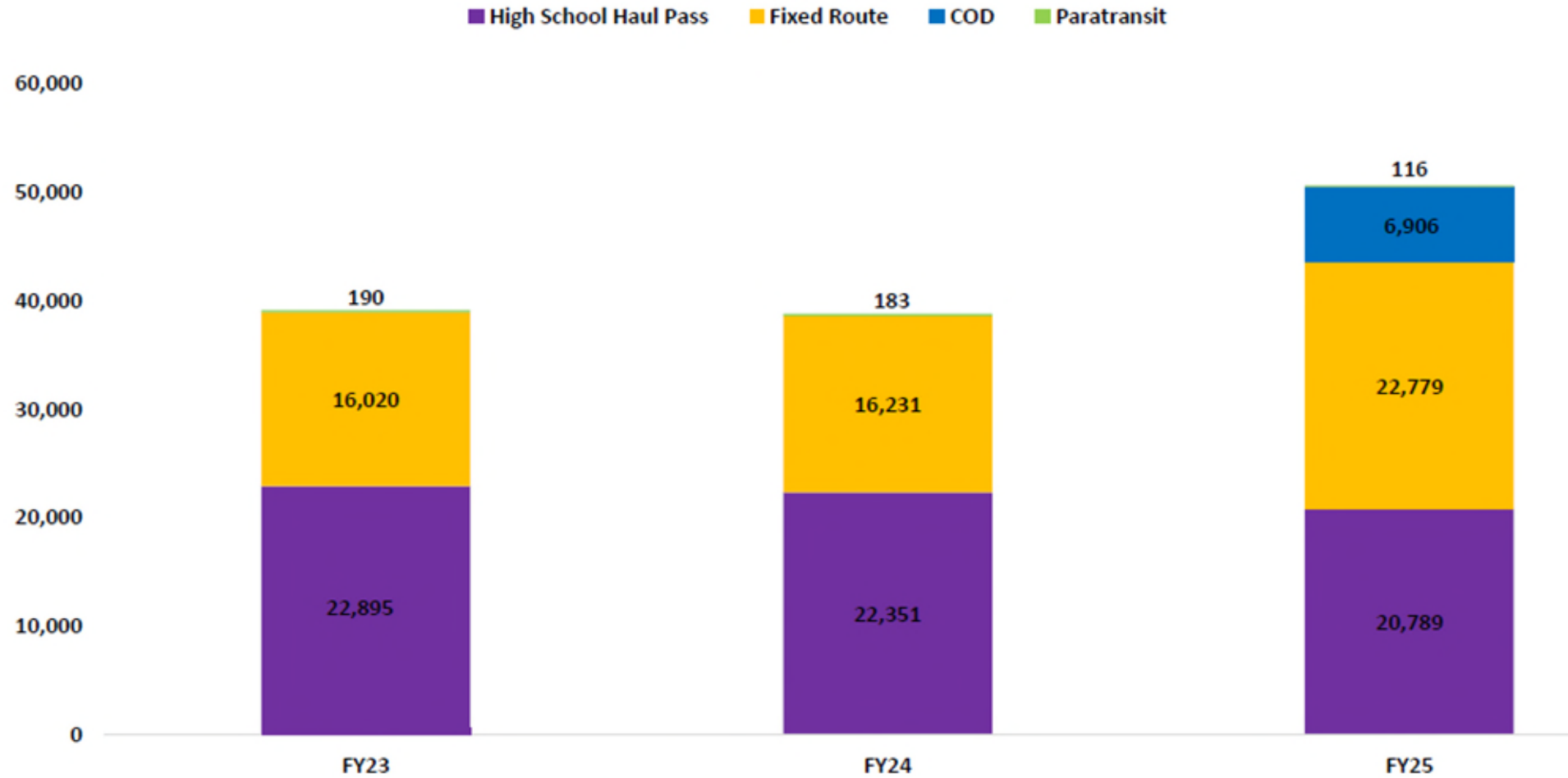


This chart represents all monthly mobile ticketing usage by category based on the Token Transit app data.

The total for January 2025 includes the following passes used through Token Transit: High School Haul Pass, COD Haul Pass, Fixed Route and Paratransit.

Mobile Ticketing was introduced for COD in June 2024.]

Mobile Ticketing Usage - May 2025



This chart represents all monthly mobile ticketing usage by category based on the Token Transit app data.

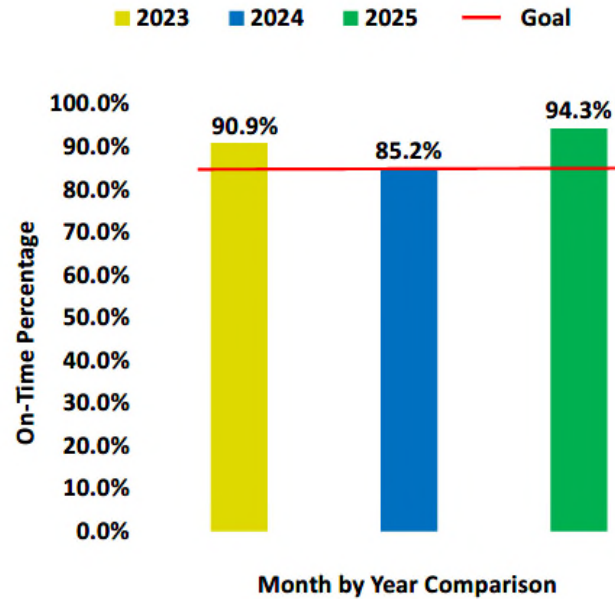
The total for May 2025 includes the following passes used through Token Transit: High School Haul Pass, COD Haul Pass, Fixed Route and Paratransit.

Mobile Ticketing was introduced for COD in June 2024.

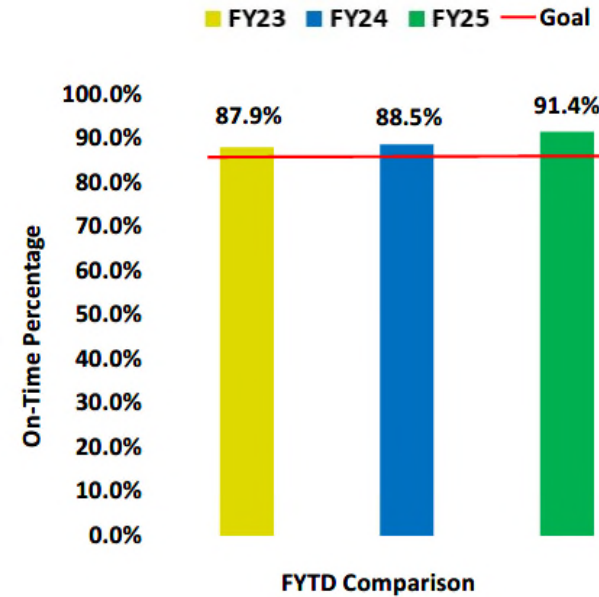


Paratransit

Paratransit On-Time Performance April 2025



On-Time Performance FYTD

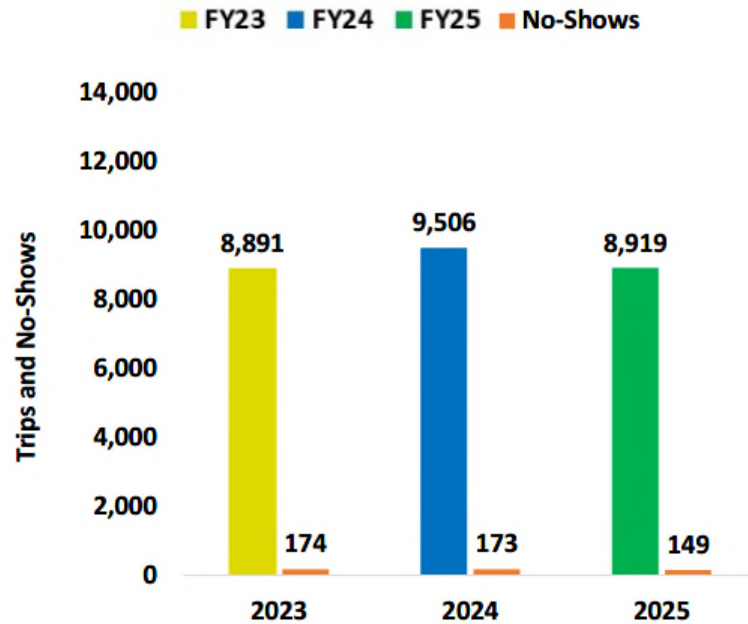


On-Time: When the rider is picked up within 30 minutes of the scheduled pick-up time.

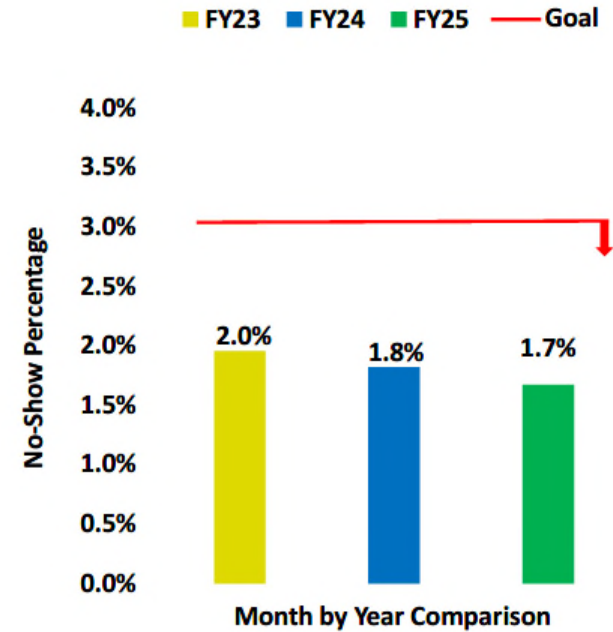
Goal: The Agency established on-time performance goal is 85%.

FTA expects transit agencies to document and analyze on-time performance. Analyzing on-time performance enables agencies to make appropriate operational changes when performance falls below an established standard.

Paratransit Total Trips vs. No-Shows April



No-Shows by Percentage

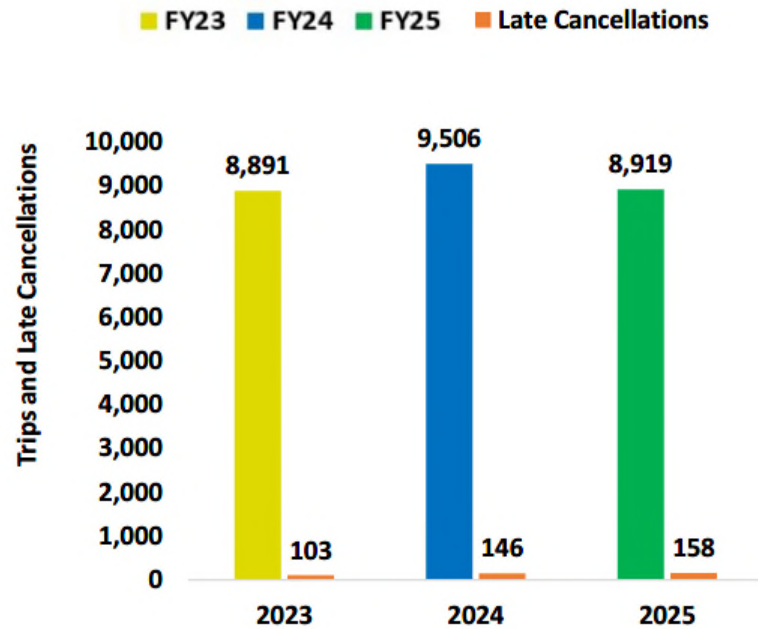


Trip: A one-way trip booked by the rider. A round trip is counted as two (2) trips.

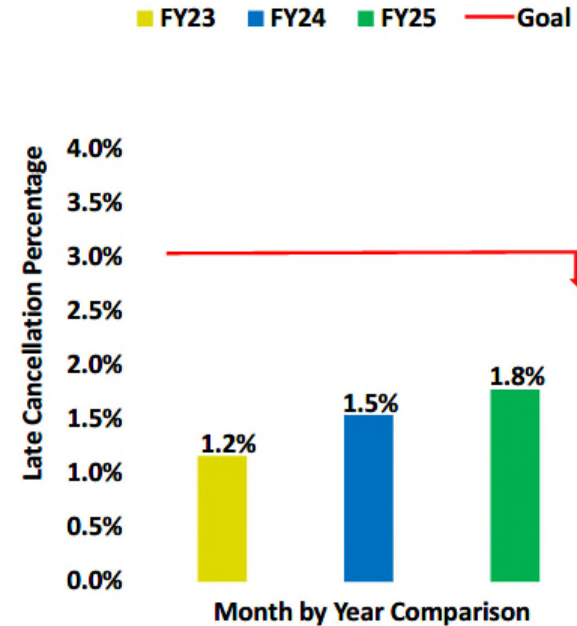
No-Show: A ride for which an authorized ADA paratransit service vehicle arrives at the designated pick-up time and location and waits the required five (5) minute period while the rider is not present to board the vehicle.

Goal for no-shows: 3% or below.

Paratransit Total Trips vs. Late Cancellations April



Late Cancellations by Percentage



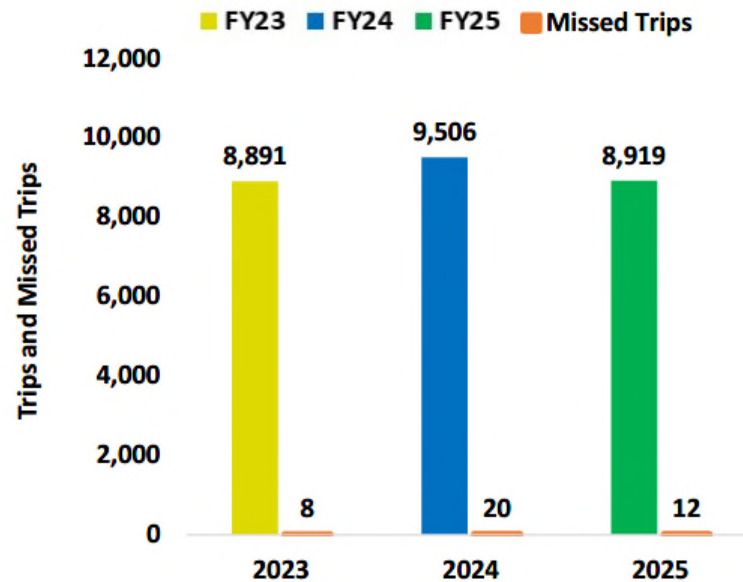
Trip: A one-way trip booked by the rider. A round trip is counted as two (2) trips.

Late Cancellation: A trip for which a rider cancels two (2) hours or less before the scheduled pick-up time.

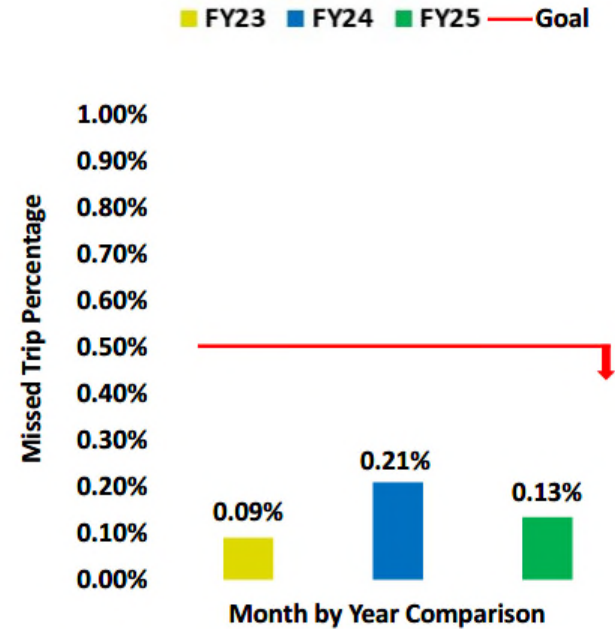
Goal for Late Cancellations: 3% or below.

Total Trips: Total one-way trips completed.

Paratransit Total Trips vs. Missed Trips April



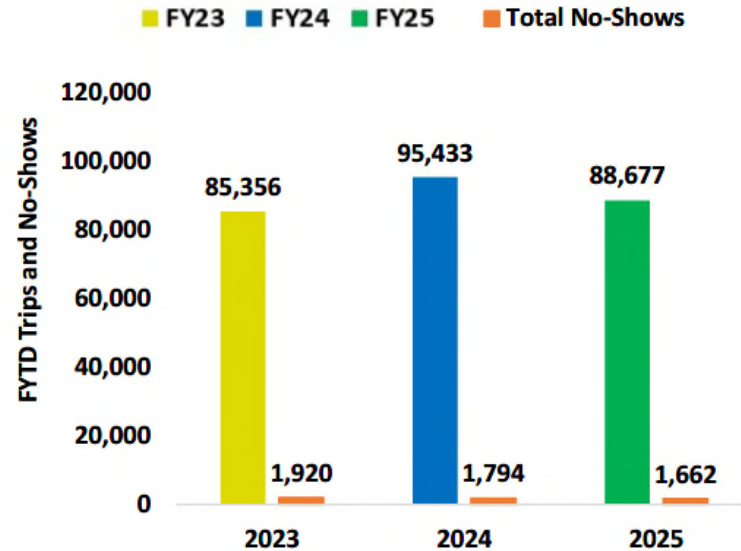
Missed Trips by Percentage



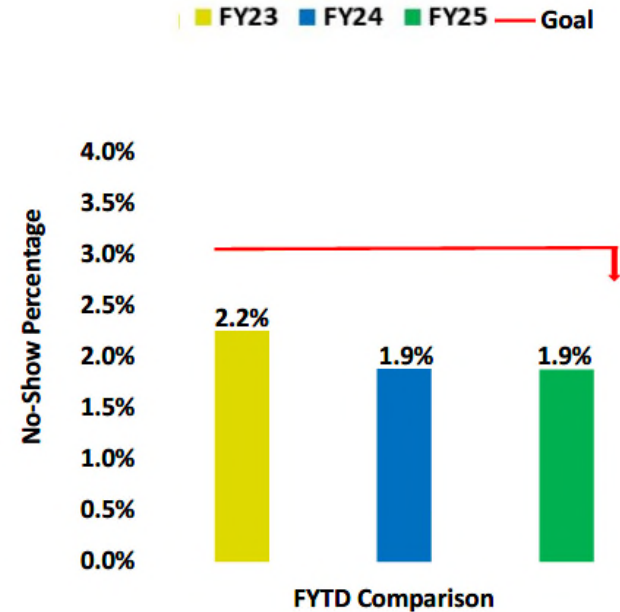
Missed Trip: A trip is considered missed by the Agency when the vehicle arrives outside of the pick-up window and the rider does not take the trip. Similarly, if a vehicle arrives before the beginning of the pick-up window and the rider does not board and the vehicle departs, it is a missed trip.

Goal for Missed Trips: 0.50% or below, which is the industry standard for missed trips.

Paratransit Total Trips vs. No-Shows FYTD Through April



No-Show Percentage FYTD

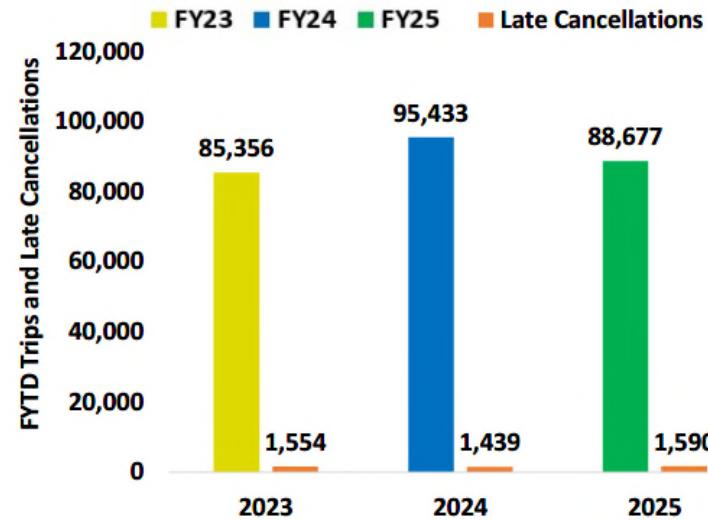


Trip: A one-way trip booked by the rider. A round trip is counted as two (2) trips.

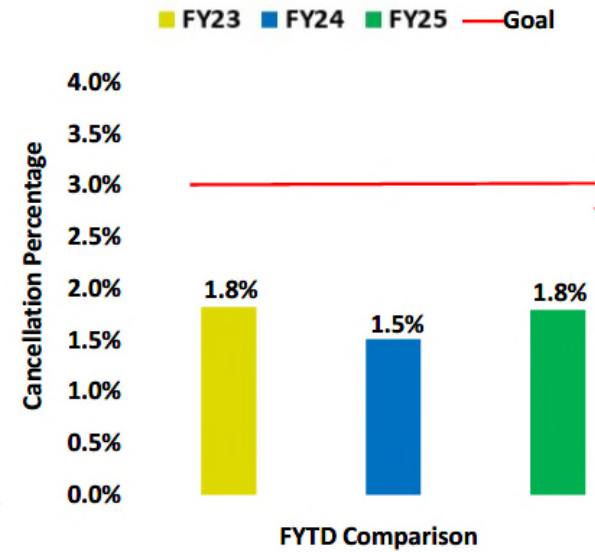
No-Show: A trip where an authorized ADA paratransit service vehicle arrives at the designated pick-up location, waits the required five (5) minute period while the rider is not present to board the vehicle.

Goal for No-Shows: 3% or below.

Paratransit Total Trips vs. Late Cancellations FYTD Through April



Late Cancellation Percentage FYTD

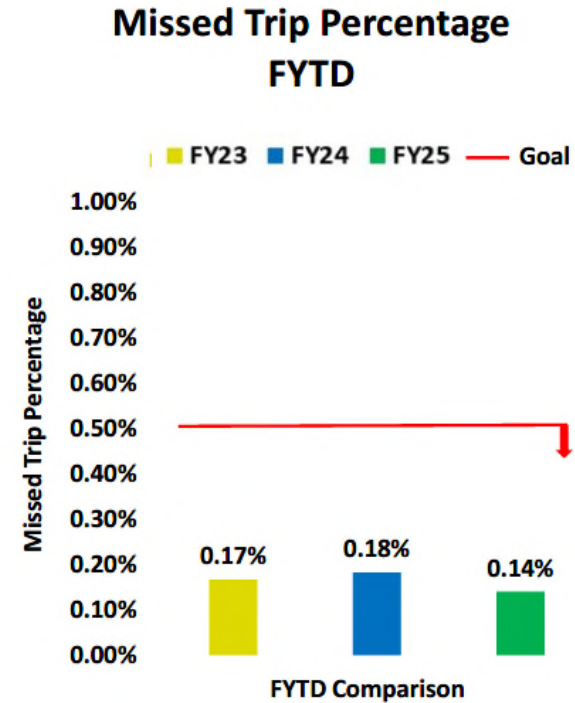
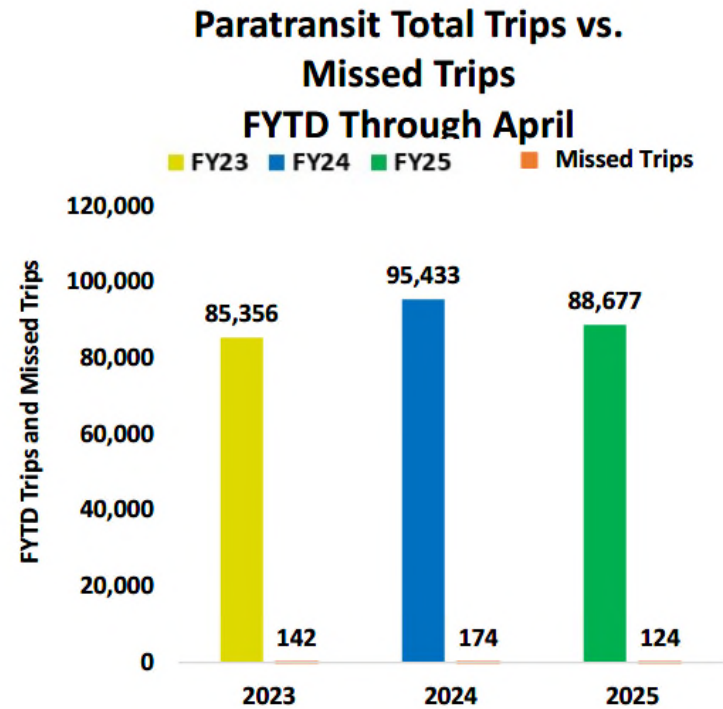


Trip: A one-way trip booked by the rider. A round trip is counted as two (2) trips.

Late Cancellation: A trip for which a rider does not cancel within two (2) hours before the scheduled pick-up time.

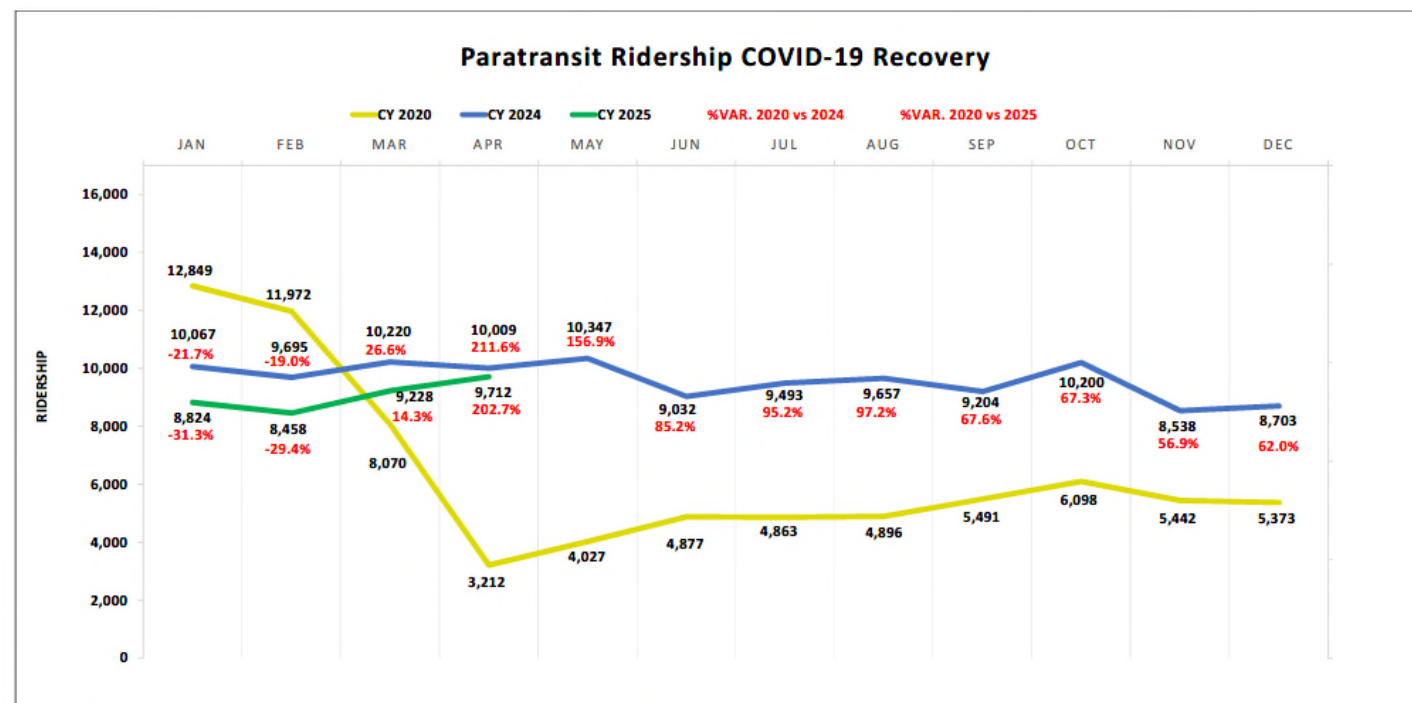
Goal for Late Cancellations: 3% or below.

Total Trips: Total one-way trips completed.



Missed Trip: A trip is considered missed by the Agency when the vehicle arrives outside of the pick-up window and the rider does not take the trip. Similarly, if a vehicle arrives early, before the beginning of the pick-up window and the rider does not board and the vehicle departs, it is a missed trip.

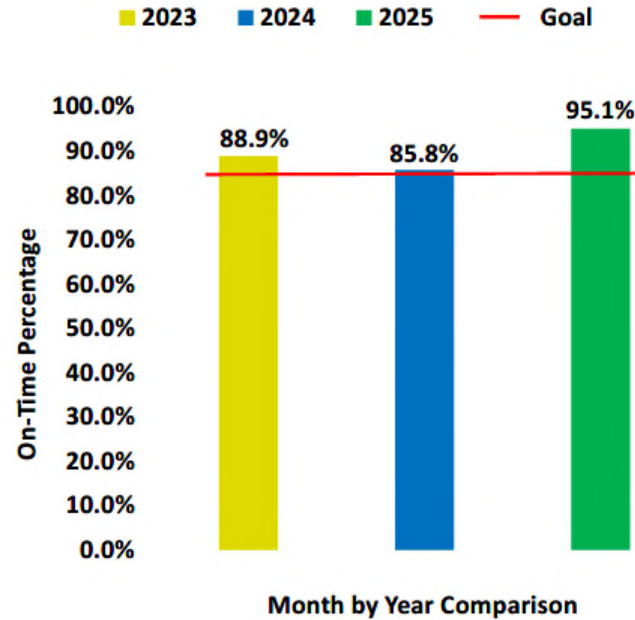
Goal for Missed Trips: 0.50% or below, which is the industry standard for missed trips.



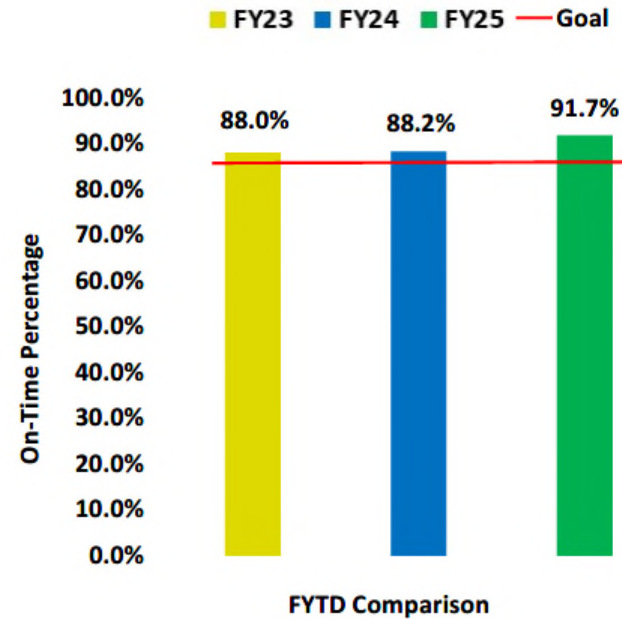
Beginning January 2022, instead of comparing the ridership to the 2019 pre COVID-19 levels, we will be moving forward with comparing from 2020 and 2022. Variances are in red close to their corresponding ridership number. 2022 and 2023 are referring to the baseline of 2020. January 2020 and February 2020 show pre-pandemic COVID-19 ridership numbers.

CY 2021 has been removed to reflect the two (2) most recent years in recovery. CY 2020 will remain on the chart since it is the baseline needed to compare ridership recovery for CY 2022 & CY 2023.

Paratransit On-Time Performance May 2025



On-Time Performance FYTD

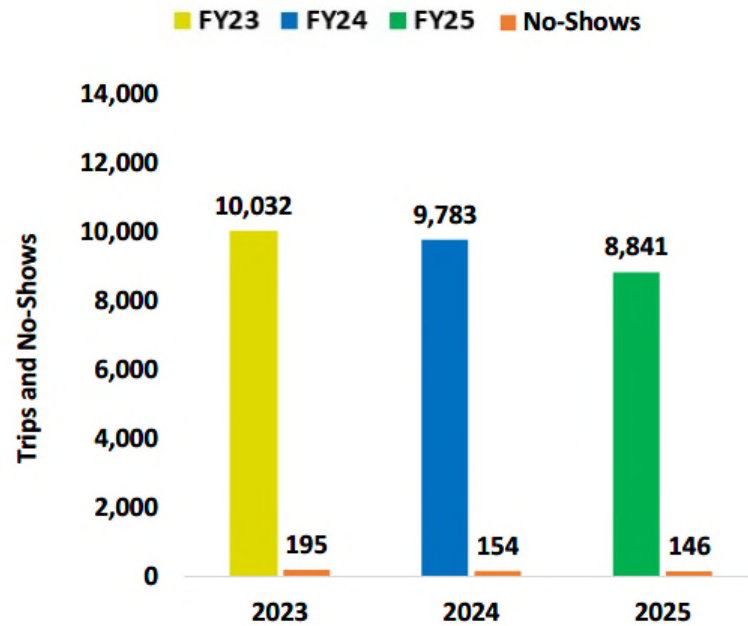


On-Time: When the rider is picked up within 30 minutes of the scheduled pick-up time.

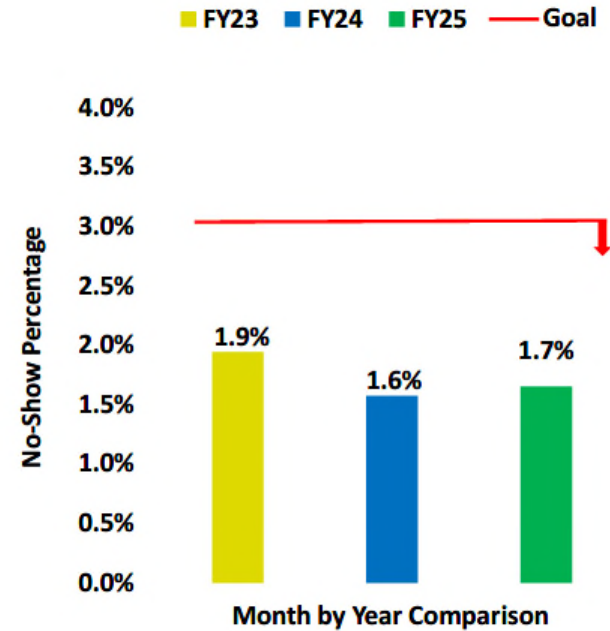
Goal: The Agency established on-time performance goal is 85%.

FTA expects transit agencies to document and analyze on-time performance. Analyzing on-time performance enables agencies to make appropriate operational changes when performance falls below an established standard.

Paratransit Total Trips vs. No-Shows May



No-Shows by Percentage

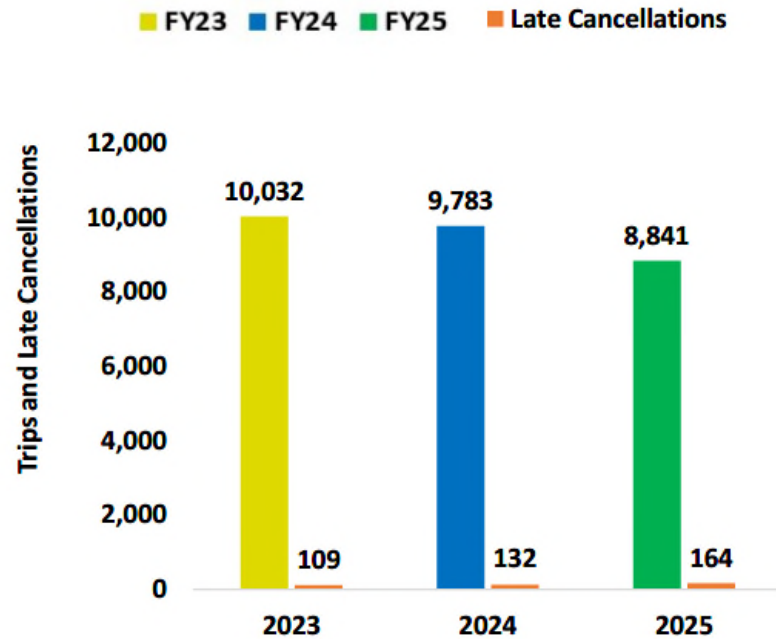


Trip: A one-way trip booked by the rider. A round trip is counted as two (2) trips.

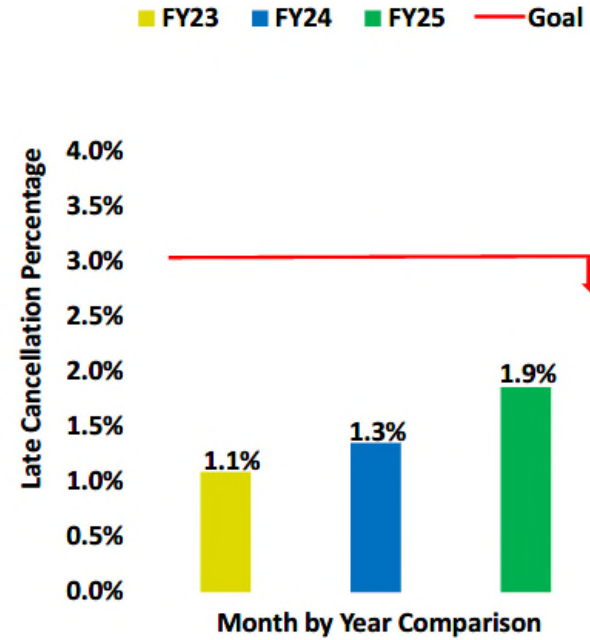
No-Show: A ride for which an authorized ADA paratransit service vehicle arrives at the designated pick-up time and location and waits the required five (5) minute period while the rider is not present to board the vehicle.

Goal for no-shows: 3% or below.

Paratransit Total Trips vs. Late Cancellations May



Late Cancellations by Percentage



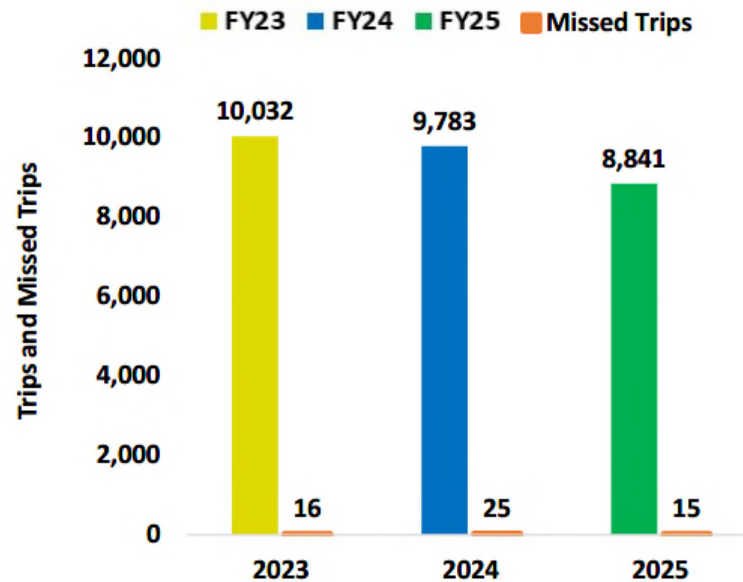
Trip: A one-way trip booked by the rider. A round trip is counted as two (2) trips.

Late Cancellation: A trip for which a rider cancels two (2) hours or less before the scheduled pick-up time.

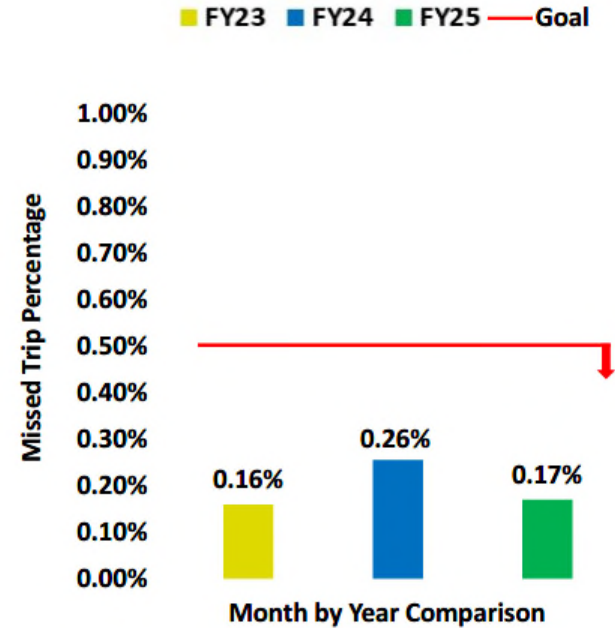
Goal for Late Cancellations: 3% or below.

Total Trips: Total one-way trips completed.

Paratransit Total Trips vs. Missed Trips May



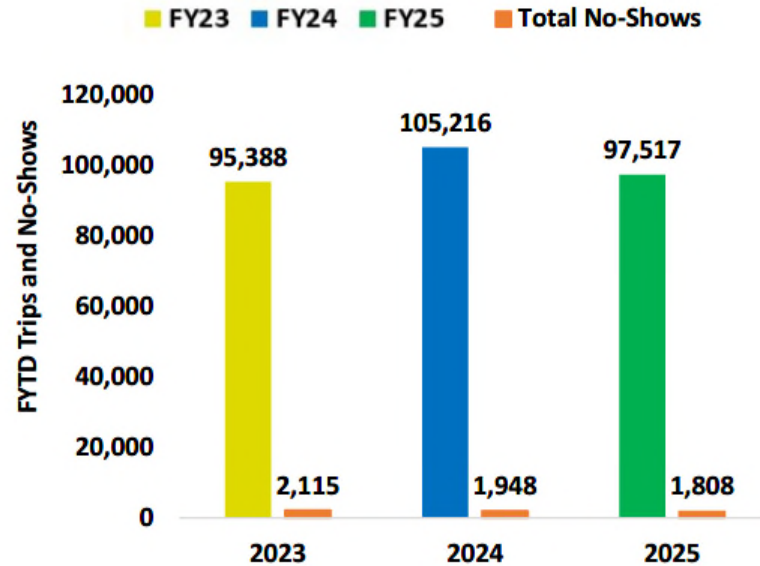
Missed Trips by Percentage



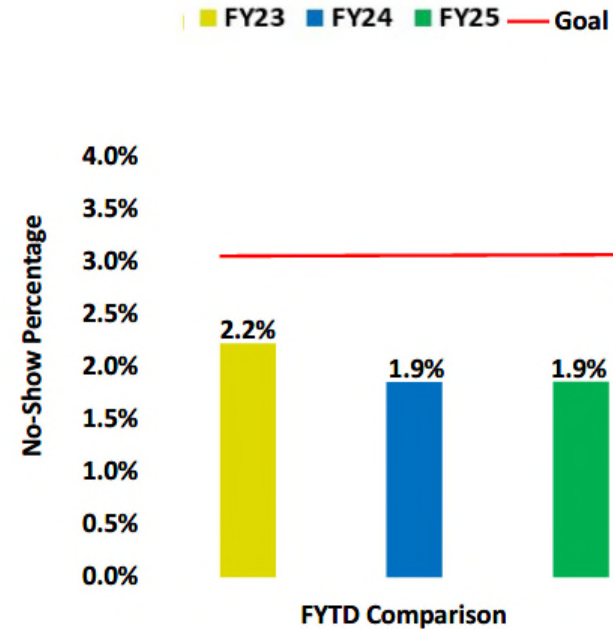
Missed Trip: A trip is considered missed by the Agency when the vehicle arrives outside of the pick-up window and the rider does not take the trip. Similarly, if a vehicle arrives before the beginning of the pick-up window and the rider does not board and the vehicle departs, it is a missed trip.

Goal for Missed Trips: 0.50% or below, which is the industry standard for missed trips.

Paratransit Total Trips vs. No-Shows FYTD Through May



No-Show Percentage FYTD

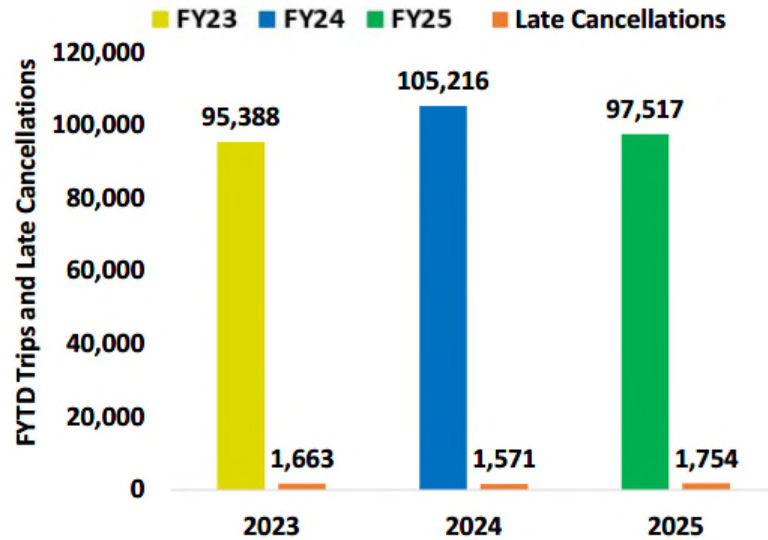


Trip: A one-way trip booked by the rider. A round trip is counted as two (2) trips.

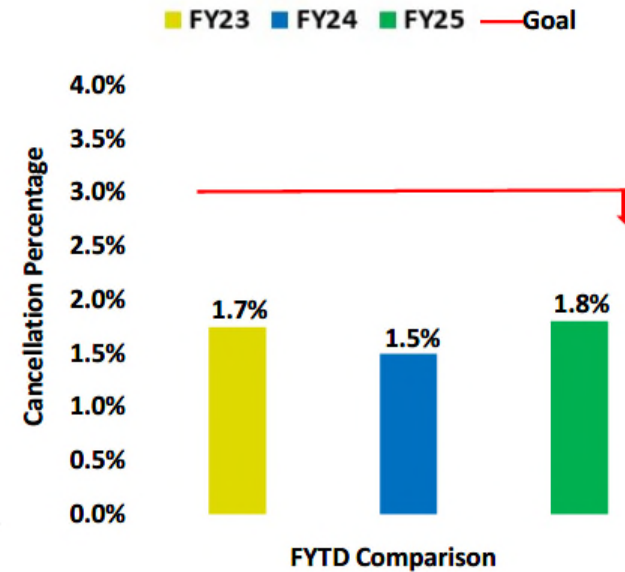
No-Show: A trip where an authorized ADA paratransit service vehicle arrives at the designated pick-up location, waits the required five (5) minute period while the rider is not present to board the vehicle.

Goal for No-Shows: 3% or below.

Paratransit Total Trips vs. Late Cancellations FYTD Through May



Late Cancellation Percentage FYTD

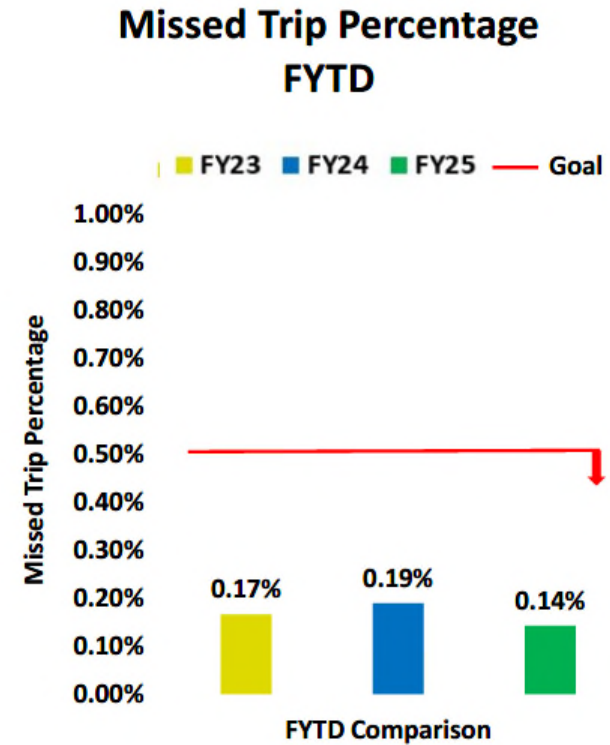
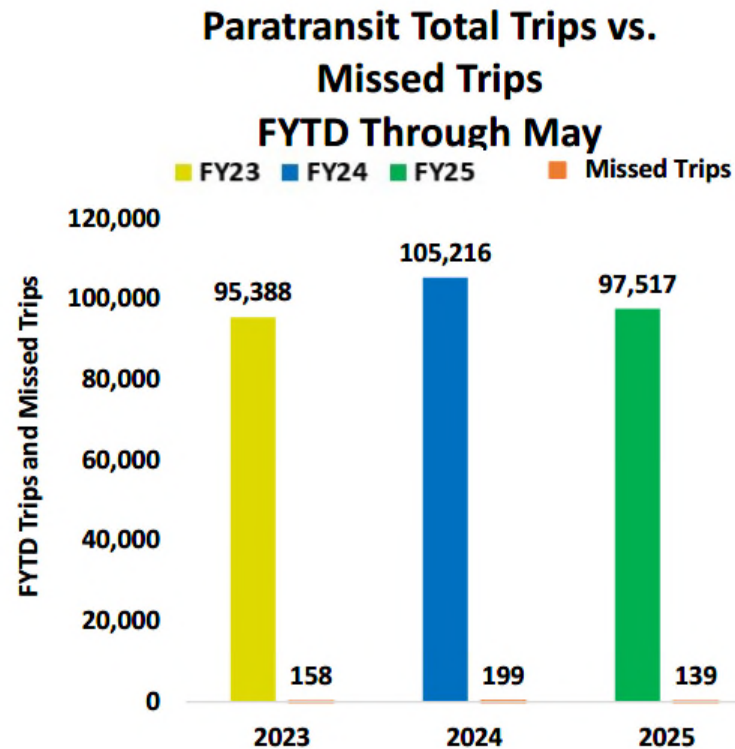


Trip: A one-way trip booked by the rider. A round trip is counted as two (2) trips.

Late Cancellation: A trip for which a rider does not cancel within two (2) hours before the scheduled pick-up time.

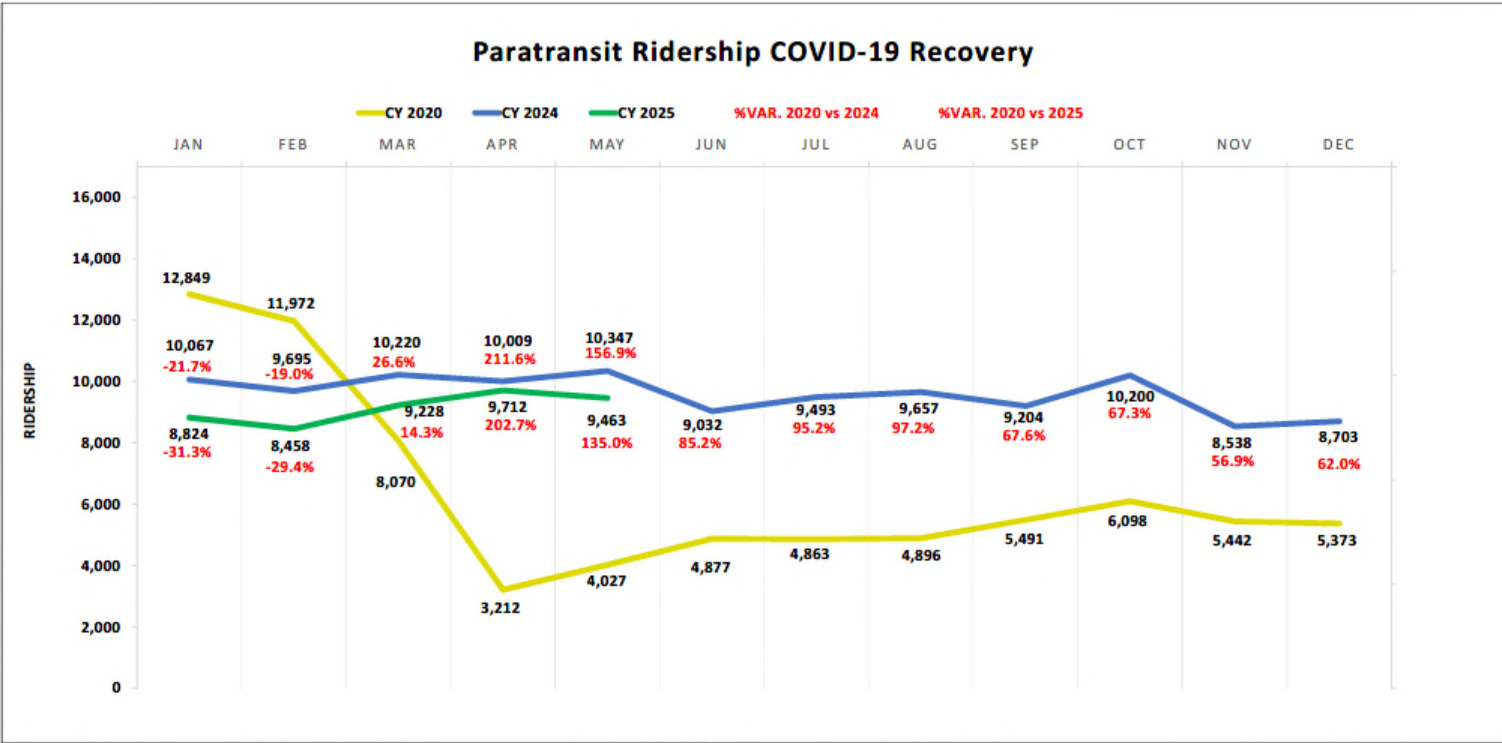
Goal for Late Cancellations: 3% or below.

Total Trips: Total one-way trips completed.



Missed Trip: A trip is considered missed by the Agency when the vehicle arrives outside of the pick-up window and the rider does not take the trip. Similarly, if a vehicle arrives early, before the beginning of the pick-up window and the rider does not board and the vehicle departs, it is a missed trip.

Goal for Missed Trips: 0.50% or below, which is the industry standard for missed trips.



Beginning January 2022, instead of comparing the ridership to the 2019 pre COVID-19 levels, we will be moving forward with comparing from 2020 and 2022. Variances are in red close to their corresponding ridership number. 2022 and 2023 are referring to the baseline of 2020. January 2020 and February 2020 show pre-pandemic COVID-19 ridership numbers. CY 2021 has been removed to reflect the two (2) most recent years in recovery. CY 2020 will remain on the chart since it is the baseline needed to compare ridership recovery for CY 2022 & CY 2023.