SunLine Transit Agency/
SunLine Services Group
May 27, 2026
12:00 p.m.

Joint Regular Meeting of the SunLine Transit Agency & SunLine Services Group Board of Directors Regular Board of Directors Meeting

Board Room
32-505 Harry Oliver Trail
Thousand Palms, CA 92276

****

NOTICE TO THE PUBLIC

All items appearing on the agenda are subject to action by the Board of Directors. Staff recommendations are subject to action by the Board of Directors.

In compliance with the Brown Act, agenda materials distributed to the Board 72 hours or less prior to the meeting, which are public records relating to open-session agenda items, will be available for inspection by members of the public prior to or at the meeting at SunLine Transit Agency's Administration Building, 32505 Harry Oliver Trail, Thousand Palms, CA 92276, and on the Agency's website, www.sunline.org.

Upon request, SunLine will provide written agenda materials in appropriate alternative formats to individuals with disabilities. In addition, SunLine will arrange for disability-related modifications or accommodations, including auxiliary aids or services, to enable individuals with disabilities to participate in public meetings. Please contact the Clerk of the Board at (760) 343-3456 or send a written request by emailing clerkoftheboard@sunline.org, including your name, mailing address, telephone number and brief description of the requested materials, preferred alternative format, and/or auxiliary aid or service at least three (3) days before the meeting.

Public comments may be received either in person or via email.

In Person: Anyone wishing to speak in person during the public comment period or on a particular item is required to fill out a Request to Speak Form. In order to be recognized, a Request to Speak Form must be submitted to the Clerk of the Board prior to the start of the public comment period or before the agenda item on which comment is to be provided is taken up by the Board. Comments are limited to a total of three (3) minutes per speaker. The Board and Committee Chairs have the discretion to manage the Public Comment process in a manner that achieves the purpose of public communication and ensures the orderly conduct of the meeting.

In Writing via Email: Written comment may be submitted by emailing clerkoftheboard@sunline.org. To comment by email, submit comments no later than 5:00 PM the day before the meeting. Email comments should include the commenter's name, the agenda item being commented on (if applicable), and comment. Any correspondence received before the deadline will be forwarded to the Board of Directors for consideration before action is taken on the matter. Upon request, one (1) hard copy of the written comments will be available for public viewing. Written comments will be retained for the official records.

ITEM **RECOMMENDATION**

Written comments will not be read aloud at Board or Committee meetings.

The Board has the discretion to manage the Public Comment process in a manner that achieves the purpose of public communication and assures the orderly conduct of the meeting.

****

ITEM **RECOMMENDATION**

1. CALL TO ORDER
Note: All items appearing on the agenda are subject to action by the Board. Staff recommendations are subject to change by the Board.

2. FLAG SALUTE

3. ROLL CALL

4. FINALIZATION OF AGENDA

5. PUBLIC COMMENTS **RECEIVE COMMENTS**

NON AGENDA ITEMS
Members of the public may address the Board regarding any item within the subject matter jurisdiction of the Board; however, no action may be taken on off-agenda items unless authorized. Comments shall be limited to matters not listed on the agenda. Members of the public may comment on any matter listed on the agenda at the time that the Board considers that matter. Each person's comments are limited to a maximum of three (3) minutes.

6. PUBLIC HEARING

a) Assembly Bill 2561 – Annual Vacancy **INFORMATION**
(Presenter: Magali Jimenez, HR Specialist – Recruitment) (PAGE 8-14)

7. PRESENTATIONS

a) 2026 Safety Slogan Winner
(Presenter: Richard Powers, Safety Manager)

8. BOARD MEMBER COMMENTS **RECEIVE COMMENTS**

9. CONSENT CALENDAR

All items on the Consent Calendar will be approved by one motion, and there will be no discussion of individual items unless a Board Member requests a specific item be pulled from the calendar for separate discussion. The public may comment on any item.

ITEM	**RECOMMENDATION**
	APPROVE
9a) Acceptance of Checks $1,000 and Over Report for March 2026	(PAGE 15-21)
9b) Acceptance of Credit Card Statements for March 2026	(PAGE 22-42)
9c) Acceptance of Monthly Budget Variance Report for March 2026	(PAGE 43-48)
9d) Acceptance of Contracts Signed between $25,000 and $250,000 for March 2026	(PAGE 49-51)
9e) Acceptance of Union & Non-Union Pension Investment Asset Summary for March 2026	(PAGE 52-64)
9f) Acceptance of Ridership Report for March 2026	(PAGE 65-72)
9g) Acceptance of SunDial Operational Notes for March 2026	(PAGE 73-76)
9h) Acceptance of Metrics for March 2026	(PAGE 77-94)
9i) Acceptance of Board Member Attendance Report for April 2026	(PAGE 95-97)
9j) Approval of Joint Board Meeting Minutes of April 22, 2026	(PAGE 98-103)
9k) Acceptance of SSG/SRA Checks $1,000 and Over Report for March 2026	(PAGE 104-106)
9l) Acceptance of SSG Monthly Budget Variance Report for March 2026	(PAGE 107-110)
9m) Acceptance of Taxi Trip Data Report – March 2026	(PAGE 111-113)
10. ADOPTION OF FISCAL YEAR 2027-2029 SHORT RANGE TRANSIT PLAN (Denise Delgado, Chair of Strategic Planning & Operational Committee/Committee of the Whole; Staff: Greg Wildman, Chief of Strategic Alignment)	**APPROVE** (PAGE 114-269)
11. ADOPTION OF FISCAL YEAR 2027 STRATEGIC GOALS (Denise Delgado, Chair of Strategic Planning & Operational Committee/Committee of the Whole; Staff: Greg Wildman, Chief of Strategic Alignment)	**APPROVE** (PAGE 270-274)
12. UPCOMING ELECTION OF OFFICERS (Staff: Selena Rodrigez, Board and External Affairs Coordinator)	**INFORMATION** (PAGE 275-278)
13. CEO/GENERAL MANAGER'S REPORT	

ITEM **RECOMMENDATION**

14. NEXT MEETING DATE

June 24, 2026 at 12 p.m.
Board Room
32-505 Harry Oliver Trail
Thousand Palms, CA 92276

15. ADJOURN

SYSTEM MAP - MAPA DEL SISTEMA

Effective: January 4, 2026 - *Efectivo: 4 de enero de 2026*

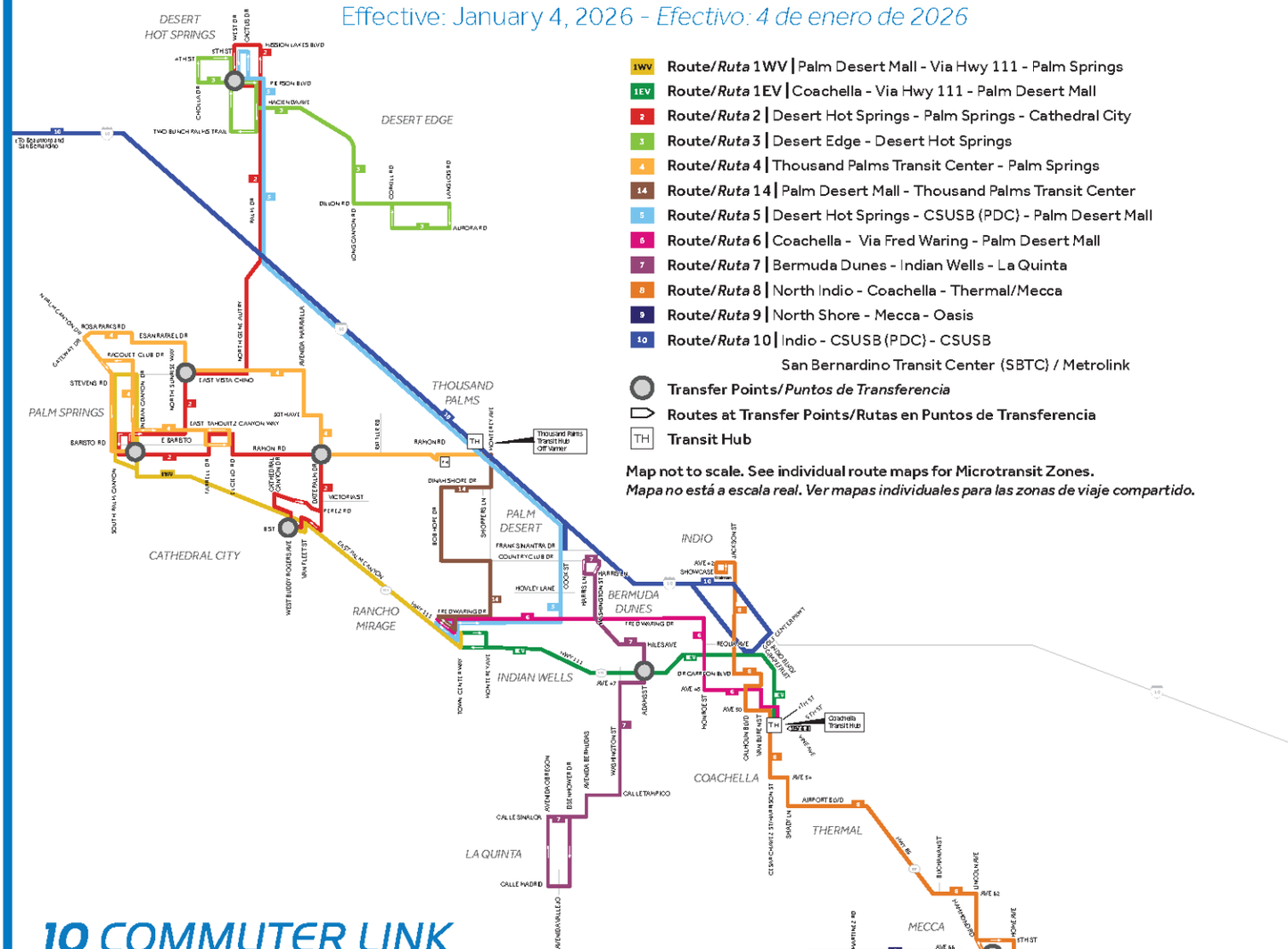

- 1WV Route/*Ruta* 1WV | Palm Desert Mall - Via Hwy 111 - Palm Springs
- 1EV Route/*Ruta* 1EV | Coachella - Via Hwy 111 - Palm Desert Mall
- 2 Route/*Ruta* 2 | Desert Hot Springs - Palm Springs - Cathedral City
- 3 Route/*Ruta* 3 | Desert Edge - Desert Hot Springs
- 4 Route/*Ruta* 4 | Thousand Palms Transit Center - Palm Springs
- 14 Route/*Ruta* 14 | Palm Desert Mall - Thousand Palms Transit Center
- 5 Route/*Ruta* 5 | Desert Hot Springs - CSUSB (PDC) - Palm Desert Mall
- 6 Route/*Ruta* 6 | Coachella - Via Fred Waring - Palm Desert Mall
- 7 Route/*Ruta* 7 | Bermuda Dunes - Indian Wells - La Quinta
- 8 Route/*Ruta* 8 | North Indio - Coachella - Thermal/Mecca
- 9 Route/*Ruta* 9 | North Shore - Mecca - Oasis
- 10 Route/*Ruta* 10 | Indio - CSUSB (PDC) - CSUSB San Bernardino Transit Center (SBTC) / Metrolink

Transfer Points/*Puntos de Transferencia*

Routes at Transfer Points/Rutas en Puntos de Transferencia

TH Transit Hub

Map not to scale. See individual route maps for Microtransit Zones.
Mapa no está a escala real. Ver mapas individuales para las zonas de viaje compartido.

10 COMMUTER LINK

INDIO - CSUSB (PDC) - THOUSAND PALMS TRANSIT HUB - BEAUMONT
CSUSB - SAN BERNARDINO TRANSIT CENTER (SBTC)/METROLINK

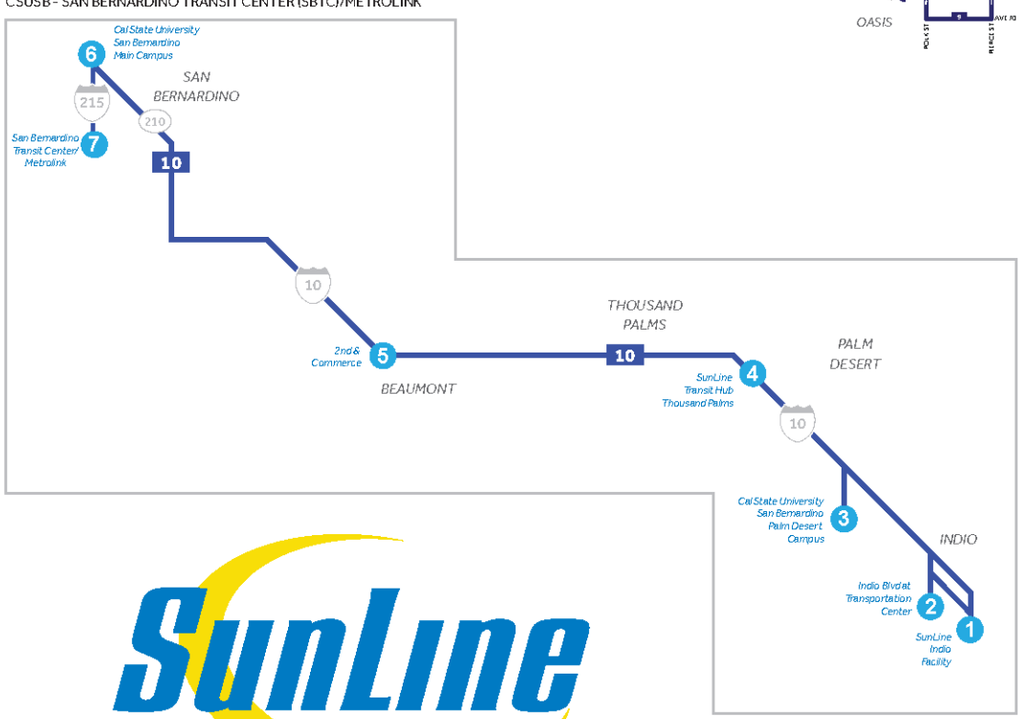



SunLine TRANSIT AGENCY

760.343.3451 | SunLine.org

Back to Top

SunLine Transit Agency

ACRONYMS LIST OF TRANSPORTATION TERMS
Last Updated: 02/18/2025

#

5307	FTA Section 5307: Urbanized Area Formula Grants
5310	FTA Section 5310: Enhanced Mobility of Seniors & Individuals with Disabilities
5311	FTA Section 5311: Formula Grants for Rural Areas
5339	FTA Section 5339: Bus and Bus Facilities Formula Grants

A

A&E	Architect and Engineering
AC	Alternating Current
ATU	Amalgamated Transit Union
ADA	Americans with Disabilities Act
AHSC	Affordable Housing and Sustainable Communities
APC	Automated Passenger Counting
APTA	American Public Transit Association
ATP	Active Transportation Program
AVL	Automated Vehicle Location System
AFC	Automatic Fare Collection
AVA	Automatic Voice Annunciation
AV	Autonomous Vehicle

B

BAFO	Best and Final Offer
Bar	Metric Unit of Pressure (100 kPa)
BEB	Battery Electric Bus
BRT	Bus Rapid Transit
BUILD	Better Utilizing Investments to Leverage Development

C

CAD	Computer-Aided Dispatch
CalACT	California Association for Coordinated Transportation
CalOES	California Office of Emergency Services
CalSTA	California State Transportation Agency
Caltrans	California Department of Transportation
Cap-and-Trade	California's Cap-and-Trade Program
CARB	California Air Resources Board
CBA	Collective Bargaining Agreement
CEC	California Energy Commission
CEQA	California Environmental Quality Act
CFR	Code of Federal Regulations
CI	Carbon Intensity
CIG	Capital Investment Grants Program
CIP	Capital Improvement Program
CMAQ	Congestion Mitigation and Air Quality Improvement Program
CNG	Compressed Natural Gas
CO	Change Order
CO2	Carbon Dioxide
CVAG	Coachella Valley Association-Government
CTAA	Community Transportation Association of America
COA	Comprehensive Operational Analysis
COLA	Cost of Living Adjustment
COVID-19	Coronavirus
CRRSAA	Coronavirus Response and Relief Supplemental Appropriations Act
CSUSB	California State University, San Bernardino
CTA	California Transit Association
CTC	California Transportation Commission
CTSA	Consolidated Transportation Services Agency

D

DBE	Disadvantaged Business Enterprise
DC	Direct Current
DRS	Demand Response Service
DOT	Department of Transportation
DPSS	Department of Public Social Services

E

EA	Environmental Assessment
EAM	Enterprise Asset Management
EEO	Equal Employment Opportunity
EIR	Environmental Impact Report
EPA	Environmental Protection Agency
ERMA	Employee Risk Management Authority
ERP	Enterprise Resource Planning
ETO	Earned Time Off
EFP	Electronic Fare Payment
EV	Electric Vehicle

F

FCEB/FCB	Fuel Cell Electric Bus
FFY	Federal Fiscal Year
FHWA	Federal Highway Administration
FMCSA	Federal Motor Carrier Safety Administration
FTA	Federal Transit Administration
FTE	Full-Time Equivalent
FTIP	Federal Transportation Improvement Program
FM/LM	First Mile/Last Mile
FY	Fiscal Year

G, H, I, J, & K

GTFS	General Transit Feed Specifications
GTFS-RT	General Transit Feed Specifications Realtime
GFI	Gen-fare Industries Farebox
GGE	Gallons of Gas Equivalent
GHG	Greenhouse Gas
GPS	Global Positioning System
GTFS	General Transit Feed Specification
H2	Hydrogen
HOV	High-Occupancy Vehicle
ICT	Innovative Clean Transit
ITS	Intelligent Transport System
IFB	Invitation for Bid
IIJA	Infrastructure Investment and Jobs Act
ITS	Intelligent Transportation Systems
JPA	Joint Powers Authority
Kg	Kilogram
kPa	Kilopascal (1,000 Pa)
KPI	Key Performance Indicator
kW	Kilowatts (1,000 watts)
KwH	Kilowatt Hour

L

LCFS	Low Carbon Fuel Standard
LCTOP	Low Carbon Transit Operations Program
LH2	Liquid Hydrogen

Back to Top

LOI	Letter of Intent
LOS	Level of Service
LOU	Letter of Understanding
Low No	Low or No Carbon Emissions Program
LRTP	Long Range Transportation Plan
LTF	Local Transportation Fund
M, N, & O	
MCI	Motor Coach Industries
MCO	Motor Coach Operator
Measure A	Measure A Funding
MOD	Mobility on Demand
MOU	Memorandum of Understanding
MPO	Metropolitan Planning Organization
MSDS	Material Safety Data Sheet
mW	Megawatt (1,000,000 watts)
mWh	Megawatt Hour
NAAQS	National Ambient Air Quality Standards
NEPA	National Environmental Policy Act
NIMS	National Incident Management System
NOFA	Notice of Funding Availability
NOFO	Notice of Funding Opportunity
NTD	National Transit Database
NTP	Notice to Proceed
NTSB	National Transportation Safety Board
O&M	Operations and Maintenance
OSHA	Occupational Safety and Health Administration
OBC	On-Board Communication
OTP	On-Time Performance
P & Q	
Pa	Pascal
PPRH	Passenger Per Revenue Hour
PIS	Passenger Information System
PAC	Public Advisory Committee
PEM	Proton Exchange Membrane (H2)
PEPRA	Public Employer Pension Reform Act
PERMA	Public Entity Risk Management Authority
PLD	Paid Leave Day
PM	Preventative Maintenance
PNR	Park & Ride
PO	Purchase Order
PPE	Personal Protective Equipment
PPRH	Passengers per Revenue Hour
PSI	Pounds per Square Inch
PTASP	Public Transportation Agency Safety Plan
R & S	
RAISE	Rebuilding American Infrastructure with Sustainability and Equity
RCTC	Riverside County Transportation Commission
RFP	Request for Proposals
RFQ	Request for Quotation
RFS	Renewable Fuel Standard
RIN	Renewable Identification Number
RVH	Revenue Vehicle Hours
RVM	Revenue Vehicle Miles
SBTC	San Bernardino Transit Center
SCAG	Southern California Association of Governments
SGR	State of Good Repair
SMR	Steam Methane Reforming (H2)
SMS	Safety Management System
SOP	Standard Operating Procedure
SOW	Scope of Work
SRTP	Short Range Transit Plan
STA	State Transit Assistance Fund
STBG	Surface Transportation Block Grant Program
STIP	State Transportation Improvement Program
T	
TAC	Technical Advisory Committee
TAM	Transit Asset Management
TCP	Transit Capital Priorities
TDA	Transportation Development Act
TDM	Transportation Demand Management
TIP	Transportation Improvement Program
TIRCP	Transit and Intercity Rail Capital Program
TNC	Transportation Network Company
TOD	Transit-Oriented Development
TSI	Transportation Safety Institute
TSP	Transit Signal Priority
U, V, W, X, Y, Z	
USDOT	United States Department of Transportation
UPT	Unlinked Passenger Trips
VCR	Vehicle Condition Report
VMT	Vehicle Miles Traveled
VTO	Vacation Time Off
YTD	Year to Date
ZEB	Zero-Emission Bus

Back to Top

Assembly Bill 2561 Vacancy Report

SunLine TRANSIT AGENCY

Presented by:
Magali Jimenez
Human Resources Specialist



May 27, 2026

Back to Top

Assembly Bill 2561 (AB 2561)

Problem

- California Legislature determined job vacancies can be a significant problem in the public sector

Purpose

- Increase transparency and allow employee organizations and the public to participate in the discussions about job vacancies

Annual Reporting Requirements

- Public agencies must present the status of job vacancies and recruitment/retention efforts at a public hearing once per fiscal year before budget adoption

Significant Vacancies

- Special requirements are required when vacancies meet or exceed 20% of the total number of full-time positions within a single bargaining unit
- SunLine does **NOT** meet or exceed this threshold
  - Total percent of vacant positions: **2%**

Back to Top

Unions

Amalgamated Transit Union Local 1277 (ATU)

- 245 members
- Percentage of represented staff: 66%
- Positions represented: Bus operators and Maintenance staff

Teamsters Local 1932

- 48 members
- Percentage of represented staff: 13%
- Positions represented: Finance, Safety, and Transportation staff

Back to Top

Current Vacant Positions

Motor Coach Operator (7)

- Transportation Department

Senior Maintenance Supervisor (1)

- Maintenance Department

Paratransit Reservationist (1)

- Transportation Department



Back to Top

Recruitment Efforts



Hiring Committee

- Employees from various departments

Outreach Events

- Valley-Wide Employment Expo
- College of the Desert Career Fairs
- California State University, San Bernardino Career Fairs
- Local High School Career Days

Job Postings

- LinkedIn, Indeed, CalJobs, Zip Recruiter, and Transit Talent
- Handshake: local colleges and universities

Marketing

- Promote open positions on social media

Back to Top

Retention Efforts

Professional Development

- SunLine University
  - Continued Supervisory training
- Maintenance Fuel Cell Training

ATU & SunLine Apprenticeship Learning & Skills (ATLAS)

- Peer-led mentorship program for new bus operators

Performance Management System

- Improved Onboarding process

Communication and Transparency

- BLINK
- Transit Talk
- Snack Talk
- Benefits Buzz
- Townhalls
- Coffee with the CEO
- Employee Survey

Onboarding

- Improved Onboarding process

Initiatives in Development

- Mechanic Apprenticeship Program
- New Employee HR Check-in Process

Back to Top

Thank You!



Back to Top

SunLine Transit Agency

Item 9A

May 27, 2026

Board Report

AGENDA ITEM: ACTION - CONSENT CALENDAR

TO: Finance/Audit Committee/Committee of the Whole
Board of Directors

FROM: Luis Garcia, Chief Financial Officer

SUBJECT: Acceptance of Checks $1,000 and Over Report for March 2026

Recommendation:

Recommend that the Board of Directors (Board) approve the checks $1,000 and Over Report for March 2026.

Background:

The Checks $1,000 and Over Report lists all of the checks processed at the Agency with a value of over $1,000 for a given month.

- The table below identifies the checks $50,000 and over in the month of March which required signature from the Chair or Vice Chair.

Vendor	*Check #*	*Amount*
GMV Syncromatics	*702718*	*$437,071.26*
Integrated Cryogenic Solutions, LLC	*702720*	*$242,233.73*
Rush Truck Centers of California, Inc.	*702476*	*$162,439.59*
Cora Constructors Inc.	*702717*	*$128,612.52*
Vertosoft LLC	*702724*	*$85,491.00*
Noman Transit, LLC	*702725*	*$82,188.79*
EAM Solutions, LLC	*702726*	*$69,502.00*
Specialty Field Service, Inc.	*702723*	*$61,273.64*
MetLife	*702722*	*$55,001.87*
Atkinson, Andelson, Loya Ruud and Romo	*702716*	*$51,581.83*
Everon	*702721*	*$51,357.35*

Helixstorm	*702719*	*$50,550.00*

Financial Impact:

There is no financial impact associated with this item.

Strategic Priority:

Resource Acquisition, Allocation, and Management: Prioritizes optimized resource management be effectively acquiring and allocating financial, human, and material resources to ensure operational excellence and long-term sustainability.

In Collaboration with:

N/A

Approved/Reviewed by:

Luis Garcia, Chief Financial Officer

Attachments:

- Checks $1,000 and Over Report for March 2026

SunLine Transit Agency
Checks $1,000 and Over
March 2026

Vendor Filed As Name	Description	Check #	Payment Date	Payment Amount
CALPERS	Group Health Premium	702732	03/25/2026	499,424.57
GMV SYNCROMATICS	WIP- Upgrade CAD/AVL Software -Project Acct#2309-00	702718	03/24/2026	437,071.26
INTEGRATED CRYOGENIC SOLUTIONS LLC	Fuel - Liquid Hydrogen	702720	03/24/2026	242,233.73
RUSH TRUCK CENTERS OF CALIFORNIA, INC.	WIP-CNG Bus Refurb/Rebuild- Project Acct#1805-02	702476	03/02/2026	162,439.59
CORA CONSTRUCTORS INC.	WIP- Div I Back Up Generator- Project Acct#2407-00	702717	03/24/2026	128,612.52
U.S. BANK INSTITUTIONAL TRUST-WESTERN	Pension Deposit	702557	03/04/2026	94,260.87
U.S. BANK INSTITUTIONAL TRUST-WESTERN	Pension Deposit	702711	03/18/2026	94,107.26
VERTOSOFT LLC	Computer/Network Software Agreement	702724	03/24/2026	85,491.00
NOMAD TRANSIT, LLC	SunRide Ride Share Expenses	702725	03/24/2026	82,188.79
IMPERIAL IRRIGATION DIST	Utilities	702602	03/11/2026	72,463.23
EAM SOLUTIONS, LLC	Computer/Network Software Agreement	702726	03/24/2026	69,502.00
SPECIALTY FIELD SERVICE, INC.	Repair Parts-Fuel Cell	702723	03/24/2026	61,273.64
METLIFE	Supplement Benefits LTD/STD/LIFE/Dental Ins Premium	702722	03/24/2026	55,001.87
ATKINSON, ANDELSON, LOYA RUUD AND ROMO	Legal Service	702716	03/24/2026	51,581.83
EVERON, LLC (90-0008456)	WIP-Surveillance Camera Replacement- Project Acct#2113-01	702721	03/24/2026	51,357.35
HELIXSTORM	WIP-Information Technology Project- Project Acct#2112-01	702719	03/24/2026	50,550.00
ANEW RNG, LLC	Utilities	702653	03/18/2026	46,840.98
HANSON BRIDGETT LLP	Legal Service	702747	03/25/2026	43,592.80
TODD VERWERS ARCHITECTS INC	WIP- Center of Excellence Facility- Project Acct#1808-03	702707	03/18/2026	43,462.10
HANSON BRIDGETT LLP	Legal Service	702746	03/25/2026	40,719.00
CALIFORNIA TRANSIT TRAINING CONSORTIUM	Center of Excellence Workshop- CEC	702631	03/11/2026	39,330.34
CALIFORNIA TRANSIT TRAINING CONSORTIUM	Center of Excellence Workshop- CEC	702645	03/11/2026	39,223.21
SO CAL GAS CO.	Utilities	702629	03/11/2026	39,001.39
MICHELIN NORTH AMERICA, INC.	Lease Tires Services	702613	03/11/2026	38,567.27
ATKINSON, ANDELSON, LOYA RUUD AND ROMO	Legal Service	702654	03/18/2026	38,567.00
RUSH TRUCK CENTERS OF CALIFORNIA, INC.	WIP-CNG Bus Refurb/Rebuild- Project Acct#1805-02	702475	03/02/2026	27,719.77
RUSH TRUCK CENTERS OF CALIFORNIA, INC.	WIP-CNG Bus Refurb/Rebuild- Project Acct#1805-02	702474	03/02/2026	27,324.53
HELIXSTORM	Contracted Services	702678	03/18/2026	23,470.10
BALLARD POWER SYSTEMS	Inventory Repair Parts	702656	03/18/2026	22,983.08
BLINK BUSINESS TECHNOLOGIES INC.	Computer/Network Software Agreement	702657	03/18/2026	20,200.00
BLINK BUSINESS TECHNOLOGIES INC.	Computer/Network Software Agreement	702490	03/04/2026	20,200.00
VERIZON WIRELESS	Wireless Telephone Service	702639	03/11/2026	19,198.03
CALIFORNIA TRANSIT ASSOCIATION	Annual Membership	702733	03/25/2026	18,000.00
ROBERT HALF	Temporary Help	702623	03/11/2026	17,799.78
XOBEE NETWORKS, LLC	WIP-Information Technology Project- Project Acct#1903-03	702715	03/18/2026	17,100.00
ATKINSON, ANDELSON, LOYA RUUD AND ROMO	Legal Service	702730	03/25/2026	16,930.04
EUNA SOLUTIONS, INC.	Computer/Network Software Agreement	702504	03/04/2026	14,400.00
TEC EQUIPMENT, INC.	Inventory Repair Parts	702704	03/18/2026	13,279.20
GARON WYATT INVESTIGATIVE SERVICES, LLC.	Insurance Loss	702744	03/25/2026	12,764.66

Back to Top

SunLine Transit Agency
Checks $1,000 and Over
March 2026

Vendor Filed As Name	Description	Check #	Payment Date	Payment Amount
DAHL, TAYLOR AND ASSOCIATES, INC.	WIP- Ele Meter Generator Engineering-Project Acct#2313-00	702583	03/11/2026	12,198.00
TRUGUARD SECURITY SERVICES, INC	Security Guard Services	702636	03/11/2026	11,455.84
INTEGRATED CRYOGENIC SOLUTIONS LLC	Contract Services	702603	03/11/2026	11,097.11
NFI PARTS	Inventory Repair Parts	702646	03/18/2026	10,954.89
ALLIED REFRIGERATION, INC	Freon & Coolant	702568	03/11/2026	10,619.32
BALLARD POWER SYSTEMS	Inventory Repair Parts	702574	03/11/2026	9,748.15
RUSH TRUCK CENTERS OF CALIFORNIA, INC.	Inventory Repair Parts	702625	03/11/2026	9,687.88
AVAIL TECHNOLOGIES, INC.	Computer/Network Software Agreement	702573	03/11/2026	9,535.00
DYNAMIC BUILDING MAINTENANCE INC	Janitorial Services	702587	03/11/2026	9,349.00
FRANKLIN TRUCK PARTS, INC	Inventory Repair Parts	702671	03/18/2026	8,728.20
DESERT ELECTRIC SUPPLY	WIP-Fixed Assets Facility Improvements-Project Acct#S2026-01	702706	03/18/2026	8,594.14
SONSRAY FLEET SERVICES	Staff Development	702705	03/18/2026	8,158.50
CONNOISSEUR MEDIA HOLDCO, INC	Advertising	702664	03/18/2026	8,110.00
GLOBAL INDUSTRIAL	WIP-Fixed Assets Misc. Equipment-Project Acct#2502-06	702600	03/11/2026	8,026.60
SMITH GARSON, INC.	Consulting	702628	03/11/2026	8,000.00
BLAIS & ASSOCIATES, LLC	Consulting	702489	03/04/2026	7,767.00
TPX COMMUNICATIONS	Communication Service	702633	03/11/2026	7,731.45
PDC MACHINES, INC	Inventory Repair Parts-SunFuels	702540	03/04/2026	7,572.59
JE STRATEGIES LLC	Consulting	702606	03/11/2026	7,500.00
NEL HYDROGEN INC.	Contract Services-H2	702691	03/18/2026	7,430.36
AMALGAMATED TRANSIT UNION	Union Dues	702482	03/04/2026	7,007.41
ROBERT HALF	Temporary Help	702546	03/04/2026	6,921.21
AMALGAMATED TRANSIT UNION	Union Dues	702648	03/18/2026	6,882.08
PAUL ASSOCIATES	Shop Supplies	702539	03/04/2026	6,586.68
BLAIS & ASSOCIATES, LLC	Consulting	702731	03/25/2026	6,180.00
PALM SPRINGS MOTORS, INC.	Inventory Repair Parts	702756	03/25/2026	6,162.14
MOHAWK MFG & SUPPLY CO	Inventory Repair Parts	702690	03/18/2026	6,135.68
CITY CAB	Taxi Voucher Program	702549	03/04/2026	6,038.06
RIDE COACH AND BUS	Inventory Repair Parts	702658	03/18/2026	6,019.08
CRYSTAL CHRYSLER JEEP DODGE CENTER	Inventory Repair Parts	702640	03/11/2026	5,804.86
RUSH TRUCK CENTERS OF CALIFORNIA, INC.	Inventory Repair Parts	702700	03/18/2026	5,571.47
ANDREA CARTER & ASSOCIATES	Marketing & Communication Services	702487	03/04/2026	5,350.00
WELTYS ENTERPRISES, INC.	Printing Expense	702713	03/18/2026	5,272.63
RWC GROUP	Inventory Repair Parts	702672	03/18/2026	4,972.59
IMPERIAL IRRIGATION DIST	Utilities	702750	03/25/2026	4,743.27
PDC MACHINES, INC	Inventory Repair Parts-SunFuels	702698	03/18/2026	4,725.39
SOCALGAS	Utilities	702630	03/11/2026	4,704.31
PROMELI MEDIA, LLC	SunLine Events Expense	702661	03/18/2026	4,428.00
AMERICAN MOVING PARTS	Inventory Repair Parts	702571	03/11/2026	4,044.88

Back to Top

SunLine Transit Agency
Checks $1,000 and Over
March 2026

Vendor Filed As Name	Description	Check #	Payment Date	Payment Amount
ANDREA CARTER & ASSOCIATES	Marketing & Communication Services	702652	03/18/2026	3,990.00
GILLIG LLC	Inventory Repair Parts	702598	03/11/2026	3,924.13
PALMS TO PINES AND PROMOTIONAL PRODUCTS	Employee Expense	702673	03/18/2026	3,702.50
JOSEPH LYNN FRIEND	Contracted Services	702681	03/18/2026	3,660.00
AMAZON CAPITAL SERVICES, INC	Facility Maintenance	702483	03/04/2026	3,538.85
ABSOLUTE SELF STORAGE	Storage Rental	702477	03/04/2026	3,456.00
HOME DEPOT CREDIT SERVICES	Facility Maintenance	702748	03/25/2026	3,395.31
FPS SPECIALISTS IN FIRE SYSTEMS	Facility Maintenance	702604	03/11/2026	3,380.00
PRUDENTIAL OVERALL SUPPLY	Uniforms	702542	03/04/2026	3,331.35
CHARTER COMMUNICATIONS	Utilities	702632	03/11/2026	3,287.78
A-1 ALTERNATIVE FUEL SYSTEMS/A-1 AUTO	Inventory Repair Parts	702481	03/04/2026	3,278.44
RUSH TRUCK CENTERS OF CALIFORNIA, INC.	Inventory Repair Parts	702547	03/04/2026	3,277.76
FORENSIC DRUG TESTING SERVICES	Alcohol & Drug Testing	702670	03/18/2026	3,262.90
ROBERT HALF	Temporary Help	702758	03/25/2026	3,102.06
NFI PARTS	Inventory Repair Parts	702728	03/25/2026	3,063.83
ROMAINE ELECTRIC CORP.	Inventory Repair Parts	702624	03/11/2026	3,050.60
SPECIALTY FIELD SERVICE, INC.	Outside Repair-Fixed Route	702762	03/25/2026	3,000.00
AMAZON CAPITAL SERVICES, INC	Employee Incentive Services	702649	03/18/2026	2,972.98
TRANSIT AND COACH PARTS	Inventory Repair Parts	702634	03/11/2026	2,896.11
TOKEN TRANSIT, INC	Mobile Ticketing Commission	702708	03/18/2026	2,800.00
OVERHEAD DOOR COMPANY OF THE DESERT	WIP-Fixed Assets Facility Improvements-Project Acct#1150-01	702635	03/11/2026	2,695.00
PLAZA TOWING, INC.	Towing Services	702541	03/04/2026	2,625.00
HEPTAGON SEVEN CONSULTING, INC.	WIP- Center of Excellence Facility- Project Acct#1808-03	702601	03/11/2026	2,600.00
LUMINATOR TECHNOLOGY GROUP	Repair Parts-Fixed Route	702611	03/11/2026	2,595.80
KUNA FM	Advertising	702683	03/18/2026	2,575.00
TRANSPO GROUP USA, INCORPORATED	Consulting	702710	03/18/2026	2,562.50
HYDROGEN FUEL CELL PARTNERSHIP	Membership & Subscriptions	702518	03/04/2026	2,500.00
FRONTIER COMMUNICATIONS	Utilities	702674	03/18/2026	2,500.00
PDC MACHINES, INC	Inventory Repair Parts-SunFuels	702618	03/11/2026	2,499.25
NFI PARTS	Inventory Repair Parts	702565	03/11/2026	2,499.02
VALLEY OFFICE EQUIPMENT, INC.	Copier Service	702638	03/11/2026	2,445.58
US BANK VOYAGER FLEET SYSTEMS	Unleaded Fuel	702637	03/11/2026	2,435.83
ADMINSURE INC.	Insurance - Admin	702563	03/11/2026	2,258.96
GENFARE, LLC	Inventory Repair Parts	702597	03/11/2026	2,257.71
COACH AND EQUIPMENT MFG CORP	Inventory Repair Parts	702736	03/25/2026	2,253.89
C V WATER DISTRICT	Utilities	702737	03/25/2026	2,249.94
KIRK'S AUTOMOTIVE, INC.	Inventory Repair Parts	702682	03/18/2026	2,081.96
KIRK'S AUTOMOTIVE, INC.	Inventory Repair Parts	702608	03/11/2026	2,081.96
BURRTEC WASTE & RECYCLING SERVICES	Trash Service	702577	03/11/2026	2,063.05

Back to Top

SunLine Transit Agency
Checks $1,000 and Over
March 2026

Vendor Filed As Name	Description	Check #	Payment Date	Payment Amount
OMNITRACS, LLC	General Services	702534	03/04/2026	1,911.70
GENFARE, LLC	Inventory Repair Parts	702511	03/04/2026	1,816.85
HD INDUSTRIES	Inventory Repair Parts	702516	03/04/2026	1,809.66
HARTFORD FIRE INSURANCE COMPANY	Annual Insurance Premium	702517	03/04/2026	1,796.00
GILLIG LLC	Inventory Repair Parts	702512	03/04/2026	1,736.07
FEDEX	Shipping Service Express	702669	03/18/2026	1,700.51
ENTECH OIL INC	Lubricants- Oil	702667	03/18/2026	1,664.85
FEDEX FREIGHT, INC.	Shipping Service Ground	702593	03/11/2026	1,652.87
GLOBAL INDUSTRIAL	Facility Maintenance	702514	03/04/2026	1,636.72
MITECH CONTROLS INC.	Inventory Repair Parts	702688	03/18/2026	1,630.88
IMAGE 360 - PALM DESERT	Decals- Fixed Route	702689	03/18/2026	1,620.00
FPS SPECIALISTS IN FIRE SYSTEMS	Facility Maintenance	702679	03/18/2026	1,615.00
TOTAL CARE WORK INJURY CLINIC	Medical Exam & Testing	702644	03/11/2026	1,615.00
GILLIG LLC	Inventory Repair Parts	702676	03/18/2026	1,610.60
PALM SPRINGS MOTORS, INC.	Inventory Repair Parts	702696	03/18/2026	1,556.35
SIGN A RAMA	Employee Recognition Expense	702627	03/11/2026	1,554.00
SIGN A RAMA	Materials & Supplies	702553	03/04/2026	1,548.47
BURRTEC WASTE & RECYCLING SERVICES	Trash Service	702578	03/11/2026	1,534.26
AUTOZONE COMMERCIAL	Inventory Repair Parts	702572	03/11/2026	1,527.66
OPW FUELING COMPONENTS	Inventory Repair Parts-SunFuels	702755	03/25/2026	1,522.03
MILE3 WEB DEVELOPMENT	Website Maintenance	702687	03/18/2026	1,470.00
CONSERVE LANDCARE, LLC	Facility Maintenance	702501	03/04/2026	1,464.70
MATCO TOOL DISTRIBUTOR	Small Tools & Equipment	702684	03/18/2026	1,458.90
TRANE U.S. INC.	Contract Services	702764	03/25/2026	1,409.05
SUN CHEMICAL	Shop Supplies	702622	03/11/2026	1,379.20
SAFETY-KLEEN CORPORATION	Contract Svc-Haz Waste Removal	702548	03/04/2026	1,342.47
LIFECOM, INC.	Contract Services-General	702609	03/11/2026	1,340.00
RWC GROUP	Inventory Repair Parts	702743	03/25/2026	1,319.82
A-1 ALTERNATIVE FUEL SYSTEMS/A-1 AUTO	Paratransit Repair Parts	702569	03/11/2026	1,286.62
LANGUAGELINE SOLUTIONS	Translation Services	702685	03/18/2026	1,244.56
FIGUEROA VENLO RV	Repair Parts-Support Vehicle	702727	03/25/2026	1,231.05
PLAZA TOWING, INC.	Towing Services	702619	03/11/2026	1,200.00
CITY OF CULVER CITY	Bus Roadeo Expenses	702581	03/11/2026	1,200.00
EVERSOFT, INC.	Contract Services - General	702591	03/11/2026	1,179.78
RWC GROUP	Inventory Repair Parts	702595	03/11/2026	1,162.21
SONSRAY FLEET SERVICES	Inventory Repair Parts	702556	03/04/2026	1,083.90
CDW GOVERNMENT, INC	Computer Supplies	702497	03/04/2026	1,070.16
TEAMSTERS LOCAL 1932	Union Dues	702703	03/18/2026	1,052.26
QUICK FIX AUTO GLASS	Repair Parts-Fixed Route	702480	03/04/2026	1,050.00

Back to Top

SunLine Transit Agency
Checks $1,000 and Over
March 2026

Vendor Filed As Name	Description	Check #	Payment Date	Payment Amount
CINTAS CORPORATION NO.2	Emergency Preparedness Supplies	702735	03/25/2026	1,045.28
WINDMILL CITY SCREEN PRINTING	SunLine Events Expense	702714	03/18/2026	1,035.51
FEDEX	Shipping Service	702507	03/04/2026	1,027.71
TEAMSTERS LOCAL 1932	Union Dues	702555	03/04/2026	1,017.35
QUADIENT FINANCE USA, INC.	Postage	702621	03/11/2026	1,000.00

Total Checks Over $1,000	$3,342,327.62
Total Checks Under $1,000	$63,222.13
Total Checks	$ $3,405,549.75

Back to Top

SunLine Transit Agency

Item 9B

Board Report

May 27, 2026

AGENDA ITEM: ACTION - CONSENT CALENDAR

TO: Finance/Audit Committee/Committee of the Whole
Board of Directors

FROM: Luis Garcia, Chief Financial Officer

SUBJECT: Acceptance of Credit Card Statements for March 2026

Recommendation:

Recommend that the Board of Directors (Board) approve the credit card statements for March 2026.

Background:

The attached reports summarize the Agency's credit card expenses for March 2026. The reports summarize transactions for the credit cards which align with the statement closing dates of March 31, 2026.

Financial Impact:

There is no financial impact associated with this item.

Strategic Priority:

Resource Acquisition, Allocation, and Management: Prioritizes optimized resource management be effectively acquiring and allocating financial, human, and material resources to ensure operational excellence and long-term sustainability.

In Collaboration with:

N/A

Back to Top

Approved/Reviewed by:

Luis Garcia, Chief Financial Officer

Attachments:

- Credit Card Statements for March 2026

Back to Top

SunLine Transit Agency Visa Credit Card Statement

Closing Date: 03/31/2026

Name on Card: Ray Stevens (Procurement Card)

	Trans. Date	Post. Date	Name	Detail-Description	Credits	Charges
1	02/27/26	3/2/2026	NNA	One Year National Notary Association (NNA) Membership - Selena Montes		$ 129.00
2	02/28/26	3/2/2026	CCI	Annual Constant Contact Subscription Renewal		$ 625.60
3	02/28/26	3/2/2026	JOTFORM	JOTFORM Renewal Subscription		$ 468.00
4	03/02/26	3/2/2026	Microsoft	Microsoft 365 Business Pro Premium Licensing		$ 4,488.00
5	03/03/26	3/4/2026	Pryor Learning	Pryor Learning Solutions Training		$ 229.00
6	03/04/26	3/4/2026	Microsoft	Business Pro License		$ 36.00
7	03/04/26	3/5/2026	Conversion Fee	Currency Conversion Fee Thinktransit Conference 2026 Registration Vicente Ayala - Registration Fee		$ 15.00
8	03/04/26	3/5/2026	Thinktransit	Thinktransit Conference 2026 Registration Vicente Ayala - Registration Fee		$ 1,500.00
9	03/04/26	3/5/2026	NNA	One Year NNA Membership - Vanessa Ordorica		$ 129.00
10	03/04/26	3/5/2026	LIMC	International Institute of Municipal Clerks Dues Renewal		$ 195.00
11	03/04/26	3/6/2026	Thinktransit	Thinktransit Conference 2026 Registration Vicente Ayala - Flight Expense		$ 903.40
12	03/04/26	3/6/2026	APTA	International Bus Roadeo Isabel Vizcarra - Registration Fee		$ 1,175.00
13	03/05/26	3/5/2026	Microsoft	Microsoft 365 Business Pro Premium Licensing		$ 4,488.00
14	03/05/26	3/5/2026	Apple	iCloud Storage Upgrade for Israel Moreno		$ 2.99
15	03/05/26	3/6/2026	Enrollease	Integration with EASE & ADP		$ 506.04
16	03/05/26	3/6/2026	Staples, Inc.	SunLine Branded Folders		$ 450.98
17	03/05/26	3/6/2026	eBay	Repair Parts for Fuel Cell Bus		$ 1,077.49
18	03/09/26	3/10/2026	Credit	34th Annual Senior Inspiration Awards Reimbursements	$ (100.00)	
19	03/10/26	3/10/2026	Microsoft	Windows 365 Business 4 Vcpu		$ 144.80
20	03/10/26	3/12/2026	APTA	APTA Workforce Summit Magali Jimenez - Registration Fee		$ 749.00
21	03/10/26	3/12/2026	Delta A/L	International Bus Roadeo Rodolfo Arcos Jimenez - Flight Expense		$ 298.40
22	03/10/26	3/12/2026	Delta A/L	APTA Workforce Summit Tamara Miles - Flight Expense		$ 378.40

Back to Top

	Trans. Date	Post. Date	Name	Detail-Description	Credits	Charges
23	03/10/26	3/12/2026	APTA	APTA Workforce Summit Tamara Miles - Registration Fee		$ 749.00
24	03/10/26	3/12/2026	Delta A/L	APTA Workforce Summit Magali Jimenez - Flight Expense		$ 298.40
25	03/10/26	3/12/2026	Southwest A/L	International Bus Roadeo Rodolfo Arcos Jimenez - Flight Expense		$ 166.70
26	03/10/26	3/12/2026	Southwest A/L	APTA Workforce Summit Magali Jimenez - Flight Expense		$ 166.70
27	03/10/26	3/12/2026	Southwest A/L	APTA Workforce Summit Tamara Miles - Flight Expense		$ 171.20
28	03/11/26	3/11/2026	Expedia	ABBG 2026 Paratransit Workshop Vicente Ayala - Flight Expense		$ 510.96
29	03/11/26	3/12/2026	Expedia	APTA Workforce Summit Magali Jimenez - Lodging Expense		$ 884.91
30	03/11/26	3/12/2026	Expedia	APTA Workforce Summit Magali Jimenez - Lodging Expense		$ 884.91
31	03/13/26	3/13/2026	Microsoft	Microsoft Visio Monthly License		$ 15.75
32	03/16/26	3/17/2026	Joslyn Center	Rides Re-imagined Stakeholder Workshop - Room Rental		$ 750.00
33	03/16/26	3/17/2026	ctc-vis	Carb Fees		$ 578.34
34	03/16/26	3/17/2026	ctc-vis	Carb Fees, Service Fee		$ 17.29
35	03/16/26	3/17/2026	Panaderia Del Pueblo	400 Mini Conchas for National Transit Employee Appreciation Day		$ 400.45
36	03/16/26	3/18/2026	Toastmasters	Toastmasters Semi Annual Dues - Anna Maria Julianelli		$ 60.00
37	03/17/26	3/18/2026	Credit Expedia	APTA CEO Conference Luis Garcia - Lodging Credit	$ (275.22)	
38	03/17/26	3/18/2026	Starlink	STARLINK Subscription Fee - Bryan Valenzuela		$ 165.00
39	03/17/26	3/18/2026	Sam's Club	National Transit Employee Appreciation Day Snacks for Staff		$ 313.48
40	03/19/26	3/20/2026	Sam's Club	Pallet of Water		$ 287.04
41	03/19/26	3/20/2026	dnm Manufacturing	Backflow Security Locks		$ 1,637.63
42	03/20/26	3/23/2026	American A/L	Thinktransit Conference 2026 Registration Israel Moreno - Flight Expense		$ 508.95
43	03/20/26	3/23/2026	Expedia	Thinktransit Conference 2026 Registration Israel Moreno - Lodging Expense		$ 1,000.06
44	03/20/26	3/23/2026	Conversion Fee	Thinktransit Conference 2026 Registration Israel Moreno - Conversion Fee		$ 15.00

Back to Top

	Trans. Date	Post. Date	Name	Detail-Description	Credits	Charges
45	03/20/26	3/23/2026	Thinktransit	Thinktransit Conference 2026 Registration Israel Moreno - Registration Fee		$ 1,500.00
46	03/20/26	3/23/2026	Southwest A/L	Thinktransit Conference 2026 Registration Israel Moreno - Flight Expense		$ 573.20
47	03/22/26	3/23/2026	Review Studio	Annual Review Studio Subscription Renewal		$ 195.00
48	03/22/26	3/23/2026	Conversion Fee	Conversion Fee for Annual Review Studio Subscription Renewal		$ 1.95
49	03/25/26	3/27/2026	Government Finance Office	Government Finance Officers Association (GFOA) Conference 2026 Lance Brenner - Registration Fee		$ 625.00
50	03/25/26	3/27/2026	Southwest A/L	GFOA Annual Conference 2026 Lance Brenner - Flight Expense		$ 744.40
51	03/26/26	3/26/2026	Microsoft	Microsoft Purchase		$ 17.04
52	03/26/26	3/27/2026	PERB ARB Full List	PERB Arbitration Fee		$ 50.00
53	03/26/26	3/27/2026	Elavon Srv Fee	PERB Arbitration Service Fee		$ 1.15
54	03/28/26	3/30/2026	Microsoft	Microsoft Refund	$ (24.52)	
55	03/29/26	3/31/2026	Westin Hotels	Thinktransit Conference 2026 Registration Vicente Ayala - Lodging Expense		$ 1,253.04
56	03/29/26	3/31/2026	Westin Hotels	Thinktransit Conference 2026 Registration Sean Harrington - Lodging Expense		$ 1,253.04
				Totals:	$ (399.74)	$ 33,784.69

Back to Top

WELLS FARGO

Reporting Period : 2/28/2026 - 3/31/2026

Statement Summary

Name	Ray Stevens	**Company**	Sunline Transit Agency
Account #	XXXX-XXXX-XXXX-[redacted]	**Currency**	US Dollar
Reporting Period	2/28/2026 - 3/31/2026		

	Trans Date	Post Date	Merchant Name	Charge Codes	Approved	Personal	Receipt	Amount
1	2/27/2026	3/2/2026	Nna Services Llc Www.Nationaln, CA					129.00
	Purchase Nna Services Llc			General Ledger Code: 5039903800				
	PR 24553 - 1 Year NNA Membership for Selena Montes			Executive - 40-5090100000				
2	2/28/2026	3/2/2026	Cci 855-2295506, MA					625.60
	Purchase Cci			General Ledger Code: 5099900002				
	Constant Contact Renewal for Marketing			Marketing - 31-5090100000				
3	2/28/2026	3/2/2026	Jotform Inc 347-6245569, CA					468.00
	Purchase Jotform Inc			General Ledger Code: 5030300011				
	PR 24769 - Subscription Renewal for Jotform			IT - 42-5030300011				
4	3/2/2026	3/2/2026	Msft * E0800yv21f Microsoft.Com, WA					4,488.00
	Purchase Msft * E0800yv21f			General Ledger Code: 5030300011				
5	3/3/2026	3/4/2026	Pryor Learning Www.Pryor.Com, KS					229.00
	Purchase Pryor Learning			General Ledger Code: 5090200001				
	PR 24602 - 2026-2027 Pryor Learning Solutions Training			Strategic - 39-5099900001				

	Trans Date	Post Date	Merchant Name	Charge Codes	Approved	Personal	Receipt	Amount
6	3/4/2026	3/4/2026	Microsoft-G144027724 800-6427676, WA					36.00
	Purchase Microsoft-G144027724			General Ledger Code: 5030300011				
	Business Pro License - Planner and Project Plan 3			IT 42-50303000011				
7	3/4/2026	3/5/2026						15.00
	Other Debits Currency Conversion Fee							
	Approved Travel for Vicente Ayala - Thinktransit Conference 2026 Registration - Currency Fee			Operations 11-5090200000				
8	3/4/2026	3/5/2026	Thinktransit Mississauga, ON					1,500.00
	Purchase Thinktransit			General Ledger Code: 5039903800				
	Approved Travel for Vicente Ayala - Thinktransit Conference 2026 Registration			Operations 11-5090200000				
9	3/4/2026	3/5/2026	Nna Services Llc Www.Nationaln, CA					129.00
	Purchase Nna Services Llc			General Ledger Code: 5039903800				
	PR 24553 - 1 Year NNA Membership for Vanessa Ordorica			Executive - 40-5090100000				
10	3/4/2026	3/5/2026	Iimc 909-944-4162, CA					195.00
	Purchase Iimc			General Ledger Code: 5099900002				
	PR 24603 IIMC Dues Renewal			Executive - 40-5090100000				
11	3/4/2026	3/6/2026	Southwes Southwest.Com, TX					903.40
	Purchase Southwes			General Ledger Code: 5090200000				
	Approved Travel for Vicente Ayala - Thinktransit Conference 2026 - Flight Charge			Operations 11-5090200000				

Back to Top

	Trans Date	Post Date	Merchant Name	Charge Codes	Approved	Personal	Receipt	Amount
12	3/4/2026	3/6/2026	Apta 202-4964800, DC					1,175.00
	Purchase Apta			General Ledger Code: 5090100000				
	Approved Travel for Isabel Vizcarra - International Bus Roadeo - Registration Charge			Transportation - 11-5090200000				
13	3/5/2026	3/5/2026	Microsoft-G144299076 701-2817490, WA					4,488.00
	Purchase Microsoft-G144299076			General Ledger Code: 5030300011				
	Microsoft 365 Business Premium			IT -42-50303000011				
14	3/5/2026	3/5/2026	Apple.Com/Bill 866-712-7753, CA					2.99
	Purchase Apple.Com/Bill			General Ledger Code: 5099900002				
	PR 24443 - iCloud Storage for IT Israel Moreno			IT - 42-5030300011				
15	3/5/2026	3/6/2026	Enrollease, Inc. Secure.Ease.C, CA					506.04
	Purchase Enrollease, Inc.			General Ledger Code: 5030300011				
	PR 23486 - Price per Employee - Integration with EASE & ADP			HR - 32-5030300001				
16	3/5/2026	3/6/2026	Staples Inc Staples.Com, MA					450.98
	Purchase Staples Inc			General Ledger Code: 5039900003				
	PR 24624 - SunLine Branded Folders			Marketing - 31-5030303270				
17	3/5/2026	3/6/2026	Ebay O*05-14331-99024 San Jose, CA					1,077.49
	Purchase Ebay O*05-14331-99024			General Ledger Code: 5099900002				
	PR 24629 - Schwarzmuller Plus Inverter 24V 400A motor control			Maintenance - 22-504990021				

Back to Top

	Trans Date	Post Date	Merchant Name	Charge Codes	Approved	Personal	Receipt	Amount
18	3/9/2026	3/10/2026	Eb *34th Annual Senior 8014137200, CA					-100.00
	Credit Voucher Eb *34th Annual Senior			General Ledger Code: 5039903800				
	34th Annual Senior Inspiration Awards Reimbursement			11-5090200000				
19	3/10/2026	3/10/2026	Microsoft-G146209862 800-6427676, WA					144.80
	Purchase Microsoft-G146209862			General Ledger Code: 5030300011				
	Windows 365 Business 4 Vcpu, 16GB, 128GB			IT - 42-50303000011				
20	3/10/2026	3/12/2026	Apta 202-4964800, DC					749.00
	Purchase Apta			General Ledger Code: 5090100000				
	Approved Travel for Magali Jimenez - APTA Workforce Summit			HR - 32-5090200000				
21	3/10/2026	3/12/2026	Delta Air Seattle, WA					298.40
	Purchase Delta Air			General Ledger Code: 5090200000				
	Approved Travel for Rodolfo Arcos Jimenez - International Bus Roadeo - Flight Charge			Transportation - 11-5090200000				
22	3/10/2026	3/12/2026	Delta Air Seattle, WA					378.40
	Purchase Delta Air			General Ledger Code: 5090200000				
	Approved Travel for Tamara Miles - APTA Workforce Summit - Flight Charge			HR - 32-5090200000				
23	3/10/2026	3/12/2026	Apta 202-4964800, DC					749.00
	Purchase Apta			General Ledger Code: 5090100000				
	Approved Travel for Tamara Miles - APTA Workforce Summit - Registration Charge			HR - 32- 5090200000				

Back to Top

	Trans Date	Post Date	Merchant Name	Charge Codes	Approved	Personal	Receipt	Amount
24	3/10/2026	3/12/2026	Delta Air Seattle, WA					298.40
	Purchase Delta Air			General Ledger Code: 5090200000				
	Approved Travel for Magali Jimenez - APTA Workforce - Flight Charge			HR - 32- 5090200000				
25	3/10/2026	3/12/2026	Southwes Southwest.Com, TX					166.70
	Purchase Southwes			General Ledger Code: 5090200000				
	Approved Travel for Rodolfo Arcos Jimenez - International Bus Roadeo			Transportation - 11-5090200000				
26	3/10/2026	3/12/2026	Southwes Southwest.Com, TX					166.70
	Purchase Southwes			General Ledger Code: 5090200000				
	Approved Travel for Magali Jimenez - APTA Workforce - Flight Charge			HR - 32-5090200000				
27	3/10/2026	3/12/2026	Southwes Southwest.Com, TX					171.20
	Purchase Southwes			General Ledger Code: 5090200000				
	Approved Travel for Tamara Miles - APTA Workforce Summit			HR - 32-5090200000				
28	3/11/2026	3/11/2026	Expedia 73393253368099 Expedia.Com, WA					510.96
	Purchase Expedia 73393253368099			General Ledger Code: 5090200000				
	Approved Travel for Vicente Ayala - ABBG 2026 Paratransit Workshop			Operations - 11- 5090200000				
29	3/11/2026	3/12/2026	Expedia 73393978265004 Expedia.Com, WA					884.91
	Purchase Expedia 73393978265004			General Ledger Code: 5090200000				
	Approved Travel for Magali Jimenez - Lodging Charge			HR - 32-5090200000				

Back to Top

	Trans Date	Post Date	Merchant Name	Charge Codes	Approved	Personal	Receipt	Amount
30	3/11/2026	3/12/2026	Expedia 73393977409284 Expedia.Com, WA					884.91
	Purchase Expedia 73393977409284			General Ledger Code: 5090200000				
	Approved Travel for Tamara Miles - APTA Workforce Summit - Lodging Charge			HR - 32-5090200000				
31	3/13/2026	3/13/2026	Microsoft#g146692053 Microsoft.Com, WA					15.75
	Purchase Microsoft#g146692053			General Ledger Code: 5030300011				
	PR 24283 - Microsoft Visio monthly license			IT - 42-5030300011				
32	3/16/2026	3/17/2026	Ssp* The Joslyn Center 760-3403220, CA					750.00
	Purchase Ssp* The Joslyn Center			General Ledger Code: 5099900002				
	PR 24641 - Rides Re-imagined Stakeholder Workshop Room Rental			Planing - 49-5090200000				
33	3/16/2026	3/17/2026	Ctc-Vis 279-842-9957, CA					578.34
	Purchase Ctc-Vis			General Ledger Code: 5099900002				
	PR 24609 - Carb Fees 3.16.2026			Maintenance - 22-5099900004				
34	3/16/2026	3/17/2026	Ctc-Vis *svc 279-842-9957, MD					17.29
	Purchase Ctc-Vis *svc			General Ledger Code: 5099900002				
	PR 24609 - Carb Fees 3.16.2026 - Service Fee			Maintenance - 22-5099900004				
35	3/16/2026	3/17/2026	Panaderia Del Pueblo Inc Indio, CA					400.45
	Purchase Panaderia Del Pueblo Inc			General Ledger Code: 5099900002				
	PR 24644 - 400 mini Conchas for National Transit Employee Appreciation Day			Marketing - 31-5030303270				

Back to Top

	Trans Date	Post Date	Merchant Name	Charge Codes	Approved	Personal	Receipt	Amount
36	3/16/2026	3/18/2026	Toastmasters Other 1111111111, CO					60.00
	Purchase Toastmasters Other			General Ledger Code: 5049900010				
	PR 24648 - Toastmasters Semi-Annual Dues for Anna Maria Julianelli			Taxi - 99-96-5090100000				
37	3/17/2026	3/18/2026	Expedia 73369991957657 Expedia.Com, WA					-275.22
	Credit Voucher Expedia 73369991957657			General Ledger Code: 5090200000				
	Lodging Reimbursement for Luis Garcia			Finance - 41-5090200000				
38	3/17/2026	3/18/2026	Starlink Hawthorne, CA					165.00
	Purchase Starlink			General Ledger Code: 5030200006				
	PR 23477 - Starlink Mini - Subscription Fee for Bryan Valenzuela			Safety - 15-5049900009				
39	3/17/2026	3/18/2026	Samsclub #6609 Palm Desert, CA					313.48
	Purchase Samsclub #6609			General Ledger Code: 5099900002				
	PR 24676 - NTEAD snacks from Sam's club			Marketing - 31-5030303270				
40	3/19/2026	3/20/2026	Samsclub #6609 Palm Desert, CA					287.04
	Purchase Samsclub #6609			General Ledger Code: 5099900002				
	PR 24701 - Emergency Pallet of Water for Safety			Safety - 15-5049901000				
41	3/19/2026	3/20/2026	In *dnm Manufacturing 951-6741908, CA					1,637.63
	Purchase In *dnm Manufacturing			General Ledger Code: 5099900002				
	PR 24616 - BackFlow security locks			Facilities 23-5049900026				

Back to Top

	Trans Date	Post Date	Merchant Name	Charge Codes	Approved	Personal	Receipt	Amount
42	3/20/2026	3/23/2026	American Air Fort Worth, TX					508.95
	Purchase American Air			General Ledger Code: 5090200000				
	Approved Travel for Israel Moreno - Trapeze - Think Transit Conference 2026 - Flight Charge			IT - 42-5090200000				
43	3/20/2026	3/23/2026	Expedia 73400979301406 Expedia.Com, WA					1,000.06
	Purchase Expedia 73400979301406			General Ledger Code: 5090200000				
	Approved Travel for Israel Moreno - Trapeze - Think Transit Conference 2026 - Lodging Charge			IT - 42-5090200000				
44	3/20/2026	3/23/2026						15.00
	Other Debits Currency Conversion Fee							
	Approved Travel for Israel Moreno - Trapeze - Think Transit Conference 2026 - Registration Currency Conversion Fee			IT - 42-5090200000				
45	3/20/2026	3/23/2026	Thinktransit Mississauga, ON					1,500.00
	Purchase Thinktransit			General Ledger Code: 5039903800				
	Approved Travel for Israel Moreno - Trapeze - Think Transit Conference 2026 - Registration Fee			IT - 42-5090200000				
46	3/20/2026	3/23/2026	Southwes Southwest.Com, TX					573.20
	Purchase Southwes			General Ledger Code: 5090200000				
	Approved Travel for Israel Moreno - Trapeze - Think Transit Conference 2026 - Flight Charge			IT - 42-5090200000				
47	3/22/2026	3/23/2026	Reviewstudio.Com Westmount, QC					195.00
	Purchase Reviewstudio.Com			General Ledger Code: 5030300011				
	PR 24721 - Review Studio Annual Subscription Renewal			Marketing - 31-5030303240				
48	3/22/2026	3/23/2026						1.95
	Other Debits Currency Conversion Fee							
	PR 24721 - Review Studio Annual Subscription Renewal - Currency Conversion Fee			Marketing - 31-5030303240				

Back to Top

	Trans Date	Post Date	Merchant Name	Charge Codes	Approved	Personal	Receipt	Amount
49	3/25/2026	3/27/2026	Government Finance Off 312-5784406, IL					625.00
	Purchase Government Finance Off			General Ledger Code: 5099900002				
	Approved Travel for Lance Brenner - GOFA Annual Conference 2026 - Registration Charge			Finance - 41-50902000000				
50	3/25/2026	3/27/2026	Southwes 800-435-9792, TX					744.40
	Purchase Southwes			General Ledger Code: 5090200000				
	Approved Travel for Lance Brenner - GOFA Annual Conference 2026 - Flight Charge			Finance - 41-5090200000				
51	3/26/2026	3/26/2026	Microsoft#g148731416 Microsoft.Com, WA					17.04
	Purchase Microsoft#g148731416			General Ledger Code: 5030300011				
52	3/26/2026	3/27/2026	Perb Arb Full List 916-3272275, CA					50.00
	Purchase Perb Arb Full List			General Ledger Code: 5099900002				
	PERB Arbitration B. Oros Perez			HR - 32-5030300002				
53	3/26/2026	3/27/2026	Elavon Srv Fee Arbitratio 678-7315974, GA					1.15
	Purchase Elavon Srv Fee Arbitratio			General Ledger Code: 5099900002				
	PERB Arbitration B. Oros Perez - Service Fee			HR - 32-5030300002				
54	3/28/2026	3/30/2026	Microsoft*365 Msbill.Info, WA					-24.52
	Credit Voucher Microsoft*365			General Ledger Code: 5030300011				
	Microsoft Reimbursement							

Back to Top

	Trans Date	Post Date	Merchant Name	Charge Codes	Approved	Personal	Receipt	Amount
55	3/29/2026	3/31/2026	Westin (Westin Hotels) 617-5324600, MA					1,253.04
	Purchase Westin (Westin Hotels)			General Ledger Code: 5090200000				
	Approved Travel for Vicente Ayala - Thinktransit Conference 2026			Operations - 11-5090200000				
56	3/29/2026	3/31/2026	Westin (Westin Hotels) 617-5324600, MA					1,253.04
	Purchase Westin (Westin Hotels)			General Ledger Code: 5090200000				
	Approved Travel Sean Harrington -Thinktransit Conference 2026			Planning - 495090200000				

Transaction Count: 56

Total: 33,384.95

Employee Signature **Date**

Authorized Approver Signature **Date**

Back to Top

SunLine Transit Agency Visa Credit Card Statement
Closing Date: 03/31/2026
Name on Card: Mona Babauta

	Trans. Date	Post Date	Reference	Detail - Description	Credits	Charges
1	2/27/2026	3/2/2026	United	United Airlines- Partial Refund for Extended Roundtrip Airfare for Federal Advocacy Trip from Palm Springs, CA to Washington, D.C for Luis Garcia, Chief Financial Officer; Mona Babauta, CEO/General Manager	$494.82	
2	2/27/2026	3/2/2026	United	United Airlines- Partial Refund for Extended Roundtrip Airfare for Federal Advocacy Trip from Palm Springs, CA to Washington, D.C for Vice Chair John Pena; Mona Babauta, CEO/General Manager	$494.82	
3	3/1/2026	3/2/2026	Paypal	Atkinson, Anderson Loya, Rudd & Romo - Registration for AALRR'S 26th Annual Employment Law Confernece in Cerrittos, CA; Mona Babauta, CEO/General Manager		$349.00
4	3/2/2026	3/3/2026	Paypal	International Institute of Municipal Clerks - Ethical Decision Making Seminar for Vanessa Ordorica, Clerk of the Board; Mona Babauta, CEO/General Manager		$85.00
5	3/4/2026	3/5/2026	Square	Square Inc. - Taxi Ride to the Hotel During the Federal Advocacy Trip in Washington, D.C.; Mona Babauta, CEO/General Manager **Unable to locate receipt due to incorrect email address inputted to receive proof of receipt*		$21.81
6	3/6/2026	3/9/2026	Curb DC Taxi	Curb DC Taxi - Taxi Ride to the Community Transportation Association of America Conference in Washinton, D.C.; Mona Babauta, CEO/General Manager		$18.84
7	3/8/2026	3/10/2026	Sam's Club	Sam's Club - Snacks for Rides Reimagined Stakeholder Workshop and Network Design Retreat; Mona Babauta, CEO/General Manager		$192.07
8	3/10/2026	3/11/2026	Ezcater	Panera Bread - Rides Reimagined Consultant Lunches; Mona Babauta, CEO/General Manager		$388.37
9	3/11/2026	3/12/2026	Ezcater	Honey Baked Ham - Rides Reimagined Consultant Lunches; Mona Babauta, CEO/General Manager		$327.65
10	3/14/2026	3/16/2026	Agas Service	**pending receipt*		$57.75
11	3/17/2026	3/18/2026	Paypal	International Institute of Municipal Clerks - Leadership Seminar for Vanessa Ordorica, Clerk of the Board; Mona Babauta, CEO/General Manager		$85.00
12	3/18/2026	3/19/2026	GCVCC	GCVCC - Registration Legislative Breakfast California Gubernatorial Candidate; Mona Babauta, CEO/General Manager		$40.00

Back to Top

	Trans. Date	Post Date	Reference	Detail - Description	Credits	Charges
13	3/20/2026	3/23/2026	Marriott	Monterey Marriott Hotel - Partial Payment of Hotel Stay While Attending the American Public Transportation Association Transit CEOs Seminar; Mona Babauta, CEO/General Manager		$394.59
14	3/25/2026	3/27/2026	Olive Garden	Olive Garden - March 2026 Board Day Lunch; Mona Babauta, CEO/General Manager		$268.42
15	3/26/2026	3/30/2026	United	United Airlines - Refund for Federal Advocacy Trip Airefare for Board Chair, Lynn Mallotto; Mona Babauta, CEO/General Manager	$1,284.82	
16	3/27/2026	3/30/2026	GCVCC	GCVCC - Registration Legislative Breakfast California Gubernatorial Candidate for Walter Watcher, Chief of Capital Projects; Mona Babauta, CEO/General Manager		$40.00
17	3/28/2026	3/30/2026	The Westin DC Downtown	The Westin DC Downtown Hotel - Deposit for Hotel Stay in Washington, DC for Federal Advocacy Trip for Vice Chair John Pena; Mona Babauta, CEO/General Manager		$883.54
18	3/28/2026	3/30/2026	The Westin DC Downtown	The Westin DC Downtown Hotel - Deposit for Hotel Stay in Washington, DC for Federal Advocacy Trip for Luis Garcia, Chief Finanacial Officer; Mona Babauta, CEO/General Manager		$883.54
				Credits and Charges:	$2,274.46	$4,035.58

Back to Top

WELLS FARGO

Statement Summary

Name	Mona Babauta	**Company**	Sunline Transit Agency
Account #	XXXX-XXXX-XXXX-[redacted]	**Currency**	US Dollar
Reporting Period	2/28/2026 - 3/31/2026		

	Trans Date	Post Date	Merchant Name	Charge Codes	Approved	Personal	Receipt	Amount
1	2/27/2026	3/2/2026	United United.Com, TX					-494.82
	Credit Voucher United			General Ledger Code: 5090200000				
2	2/27/2026	3/2/2026	United United.Com, TX					-494.82
	Credit Voucher United			General Ledger Code: 5090200000				
3	3/1/2026	3/2/2026	Paypal 562-653-3200, CA					349.00
	Purchase Paypal			General Ledger Code: 5049900010				
4	3/2/2026	3/3/2026	Paypal 909-944-4162, CA					85.00
	Purchase Paypal			General Ledger Code: 5099900002				
5	3/4/2026	3/5/2026	Sq *uvc Inc Washington, DC					21.81
	Purchase Sq *uvc Inc			General Ledger Code: 5090200000				

Back to Top

	Trans Date	Post Date	Merchant Name	Charge Codes	Approved	Personal	Receipt	Amount
6	3/6/2026	3/9/2026	Curb Dc Taxi Astoria, NY					18.84
	Purchase Curb Dc Taxi			General Ledger Code: 5090200000				
7	3/8/2026	3/10/2026	Sams Club.Com 800-966-6546, AR					192.07
	Purchase Sams Club.Com			General Ledger Code: 5099900002				
8	3/10/2026	3/11/2026	Ezcater*panera Bread 800-488-1803, MA					388.37
	Purchase Ezcater*panera Bread			General Ledger Code: 5099900002				
9	3/11/2026	3/12/2026	Ezcater*honey Baked Ha 800-488-1803, MA					327.65
	Purchase Ezcater*honey Baked Ha			General Ledger Code: 5099900002				
10	3/14/2026	3/16/2026	Agaserviceco Mar Tt Allianzins.Us, VA					57.75
	Purchase Agaserviceco Mar Tt			General Ledger Code: 5060401000				
11	3/17/2026	3/18/2026	Paypal 909-944-4162, CA					85.00
	Purchase Paypal			General Ledger Code: 5099900002				

Back to Top

	Trans Date	Post Date	Merchant Name	Charge Codes	Approved	Personal	Receipt	Amount
12	3/18/2026	3/19/2026	Gcvcc Gcvcc.Org, CA					40.00
	Purchase Gcvcc			General Ledger Code: 5090100000				
13	3/20/2026	3/23/2026	Marriott Monterey Bay Monterey, CA					394.59
	Purchase Marriott Monterey Bay			General Ledger Code: 5090200000				
14	3/25/2026	3/27/2026	Olive Garden 0021313 Palm Desert, CA					268.42
	Purchase Olive Garden 0021313			General Ledger Code: 5099900002				
15	3/26/2026	3/30/2026	United United.Com, TX					-1,284.82
	Credit Voucher United			General Ledger Code: 5090200000				
16	3/27/2026	3/30/2026	Gcvcc Gcvcc.Org, CA					40.00
	Purchase Gcvcc			General Ledger Code: 5090100000				
17	3/28/2026	3/30/2026	The Westin Dc Dntown 866-435-7627, DC					883.54
	Purchase The Westin Dc Dntown			General Ledger Code: 5090200000				

Back to Top

	Trans Date	Post Date	Merchant Name	Charge Codes	Approved	Personal	Receipt	Amount
18	3/28/2026	3/30/2026	The Westin Dc Dntown 866-435-7627, DC					883.54
	Purchase The Westin Dc Dntown			General Ledger Code: 5090200000				

Transaction Count: 18

Total: 1,761.12

Employee Signature **Date**

Authorized Approver Signature **Date**

Back to Top

SunLine Transit Agency

Item 9C

Board Report

May 27, 2026

AGENDA ITEM: ACTION - CONSENT CALENDAR

TO: Finance/Audit Committee/Committee of the Whole
Board of Directors

FROM: Luis Garcia, Chief Financial Officer

SUBJECT: Acceptance of Monthly Budget Variance Report for March 2026

Recommendation:

Recommend that the Board of Directors (Board) approve the monthly budget variance report for March 2026.

Background:

The budget variance report compares revenues and expenses to the respective line item budgets. The report identifies current monthly revenues and expenses as well as fiscal year to date (FYTD) values. The budgetary figures are represented as a straight line budget. Accordingly, the current monthly budget values are calculated by taking 1/12th of the annual budget. The FYTD budget values for the month of March 2026 are equal to 9/12^{ths} of the yearly budget.

Year to Date Summary

- As of March 31, 2026, the Agency's FYTD revenues are $844,638 or 22.19% below the FYTD budget.

- As of March 31, 2026, the Agency's FYTD expenditures are $4,519,063 or 11.93% above the FYTD budget.

Financial Impact:

There is no financial impact associated with this item.

Back to Top

Strategic Priority:

Resource Acquisition, Allocation, and Management: Prioritizes optimized resource management be effectively acquiring and allocating financial, human, and material resources to ensure operational excellence and long-term sustainability.

In Collaboration with:

N/A

Approved/Reviewed by:

Luis Garcia, Chief Financial Officer

Attachments:

- Monthly Budget Variance Report for March 2026

Back to Top

SunLine Transit Agency
Budget Variance Report
March 2026

Description	FY26 Total Budget	Current Month Actual	Current Month Budget	Current Month Positive (Negative)	Fiscal Year to Date FYTD Actual	Fiscal Year to Date FY26 FYTD Budget	Fiscal Year to Date Positive (Negative)	Fiscal Year to Date Percentage Remaining
Operating Revenues:								
Passenger Revenue	1,974,505	141,840	164,542	(22,702)	1,329,233	1,480,879	(151,646)	32.7%
Other Revenue	3,101,551	173,619	258,463	(84,843)	1,633,171	2,326,163	(692,992)	47.3%
Total Operating Revenue	**5,076,056**	**315,459**	**423,005**	**(107,545)**	**2,962,404**	**3,807,042**	**(844,638)**	**41.6%**
Operating Expenses:								
Operator & Mechanic Salaries & Wages	11,907,530	979,706	992,294	12,589	8,609,458	8,930,648	321,190	27.7%
Operator & Mechanic Overtime	1,368,406	123,167	114,034	(9,133)	1,238,854	1,026,305	(212,550)	9.5%
Administration Salaries & Wages	7,997,750	749,730	666,479	(83,251)	6,246,460	5,998,313	(248,147)	21.9%
Administration Overtime	260,573	23,432	21,714	(1,718)	258,859	195,430	(63,428)	0.7%
Fringe Benefits	11,663,261	913,474	971,938	58,465	8,725,432	8,747,445	22,013	25.2%
Communications	295,000	33,277	24,583	(8,694)	282,636	221,250	(61,386)	4.2%
Legal Services	1,135,000	140,270	94,583	(45,687)	1,425,252	851,250	(574,002)	-25.6%
Computer/Network Software Agreement	1,000,000	117,809	83,333	(34,476)	941,960	750,000	(191,960)	5.8%
Uniforms	115,598	15,519	9,633	(5,885)	78,804	86,698	7,895	31.8%
Contracted Services	1,860,415	128,098	155,035	26,937	1,120,299	1,395,311	275,012	39.8%
Equipment Repairs	31,500	5,843	2,625	(3,218)	20,692	23,625	2,933	34.3%
Security Services	150,000	12,843	12,500	(343)	116,784	112,500	(4,284)	22.1%
Fuel - CNG	1,290,000	103,489	107,500	4,011	1,056,327	967,500	(88,827)	18.1%
Fuel - Hydrogen	2,094,676	306,873	174,556	(132,317)	3,027,210	1,571,007	(1,456,203)	-44.5%
Tires	292,000	21,421	24,333	2,913	207,765	219,000	11,235	28.8%
Office Supplies	87,260	5,447	7,272	1,825	42,495	65,445	22,950	51.3%
Travel/Training	323,345	19,527	26,945	7,419	196,184	242,509	46,324	39.3%
Repair Parts	1,692,631	134,561	141,053	6,492	1,681,774	1,269,473	(412,300)	0.6%
Facility Maintenance	72,500	3,509	6,042	2,533	56,575	54,375	(2,200)	22.0%
Electricity - CNG & Hydrogen	652,000	57,744	54,333	(3,411)	493,148	489,000	(4,148)	24.4%
Natural Gas	1,483,750	71,375	123,646	52,271	770,070	1,112,812	342,743	48.1%
Water and Gas	16,000	713	1,333	620	7,459	12,000	4,541	53.4%
Insurance Losses	1,578,415	201,811	131,535	(70,277)	1,790,751	1,183,811	(606,940)	-13.5%
Insurance Premium - Property	235,000	21,345	19,583	(1,762)	179,418	176,250	(3,168)	23.7%
Repair Claims	15,000	-	1,250	1,250	33,510.62	11,250	(22,261)	-123.4%
Fuel Taxes	103,500	5,001	8,625	3,624	54,143	77,625	23,482	47.7%
Other Expenses	6,816,945	541,685	568,079	26,394	5,265,484	5,112,709	(152,775)	22.8%
Self Consumed Fuel	(4,038,056)	(180,581)	(336,505)	(155,924)	(1,533,740)	(3,028,542)	(1,494,802)	62.0%
Total Operating Expenses (Before Depreciation)	**50,500,000**	**4,557,089**	**4,208,333**	**(348,755)**	**42,394,063**	**37,875,000**	**(4,519,063)**	**16.1%**
Operating Expenses in Excess of Operating Revenue		**$ (4,241,629)**			**$ (39,431,658)**			
Subsidies:								
Local	7,000,000	653,651	583,333	(70,318)	6,076,566	5,250,000	(826,566)	13.2%
State	32,523,821	3,037,032	2,710,318	(326,714)	28,233,308	24,392,866	(3,840,442)	13.2%
Federal	5,900,123	550,946	491,677	(59,269)	5,121,784	4,425,092	(696,692)	13.2%
Total Subsidies	**45,423,944**	**4,241,629**	**3,785,329**	**(456,301)**	**39,431,658**	**34,067,958**	**(5,363,700)**	**13.2%**
Net Operating Gain (Loss) After Subsidies	**$ (0)**	**$ -**			**$ -**			

Back to Top

SunLine Transit Agency
Budget Variance Report
March 2026

Description	FY26 Total Budget	Current Month Actual	Current Month Budget	Current Month Positive (Negative)	Fiscal Year to Date FYTD Actual	Fiscal Year to Date FY26 FYTD Budget	Fiscal Year to Date Positive (Negative)	Fiscal Year to Date Percentage Remaining
Operating Expenses:								
Wages & Benefits	33,197,521	2,789,509	2,766,460	(23,049)	25,079,063	24,898,141	(180,922)	24.5%
Services	7,126,058	663,555	593,838	(69,716)	6,197,612	5,344,543	(853,068)	13.0%
Fuels & Lubricants	3,515,476	419,444	292,956	(126,488)	4,153,853	2,636,607	(1,517,246)	-18.2%
Tires	292,000	21,421	24,333	2,913	207,765	219,000	11,235	28.8%
Materials and Supplies	2,331,591	165,352	194,299	28,948	2,050,776	1,748,693	(302,083)	12.0%
Utilities	2,573,750	163,654	214,479	50,825	1,561,400	1,930,312	368,912	39.3%
Casualty & Liability	4,333,415	442,800	361,118	(81,682)	3,986,826	3,250,061	(736,765)	8.0%
Taxes and Fees	103,500	5,001	8,625	3,624	54,143	77,625	23,482	47.7%
Miscellaneous Expenses	1,064,745	66,933	88,729	21,795	636,364	798,559	162,194	40.2%
Self Consumed Fuel	(4,038,056)	(180,581)	(336,505)	(155,924)	(1,533,740)	(3,028,542)	(1,494,802)	62.0%
Total Operating Expenses (Before Depreciation)	**50,500,000**	**4,557,089**	**4,208,333**	**(348,755)**	**42,394,063**	**37,875,000**	**(4,519,063)**	**16.1%**
Revenues:								
Passenger Revenue	1,974,505	141,840	164,542	(22,702)	1,329,233	1,480,879	(151,646)	32.7%
Other Revenue	3,101,551	173,619	258,463	(84,843)	1,633,171	2,326,163	(692,992)	47.3%
Total Operating Revenue	**5,076,056**	**315,459**	**423,005**	**(107,545)**	**2,962,404**	**3,807,042**	**(844,638)**	**41.6%**
Net Operating Gain (Loss)		**$ (4,241,629)**			**$ (39,431,658)**			
Subsidies:								
Local	7,000,000	653,651	583,333	(70,318)	6,076,566	5,250,000	(826,566)	13.2%
State	32,523,821	3,037,032	2,710,318	(326,714)	28,233,308	24,392,866	(3,840,442)	13.2%
Federal	5,900,123	550,946	491,677	(59,269)	5,121,784	4,425,092	(696,692)	13.2%
Total Subsidies	**45,423,944**	**4,241,629**	**3,785,329**	**(456,301)**	**39,431,658**	**34,067,958**	**(5,363,700)**	**13.2%**
Net Operating Gain (Loss) After Subsidies	**$ (0)**	**$ -**			**$ -**			

Back to Top

Passenger Revenue

- Passenger fare revenues are below budgetary figures due to a decrease in ridership compared to FY25.
- As of March, ridership was at 2.6% below FY25 FYTD totals.
- Total system ridership was 55,058 trips below FY25 FYTD amounts.

Ridership

	FY25-March	FY26-March	Variance	%Δ
Fixed Route	245,422	248,019	2,597	1.1%
Paratransit	9,712	8,708	(1,004)	-10.3%
SunRide	2,451	1,973	(478)	-19.5%
System Total	257,585	258,700	1,115	0.4%

Ridership

	FYTD-FY25	FYTD-FY26	Variance	%Δ
Fixed Route	2,037,251	1,993,882	(43,369)	-2.1%
Paratransit	83,800	75,434	(8,366)	-10.0%
SunRide	19,763	16,440	(3,323)	-16.8%
System Total	2,140,814	2,085,756	(55,058)	-2.6%

Other Revenue

- The unfavorable variance in other revenue is primarily due to a decrease in outside CNG fueling revenue and lower emission credit revenue as a result of low credit values.

Operator & Mechanic Salaries & Wages

- The favorable variance in operator and mechanic wages are due to vacancies.

Operator & Mechanic Overtime

- The unfavorable variance is primarily attributed to overtime for fixed route operators due to vacant positions.

Administration Salaries & Wages

- Administrative salary and wage expenses are within an acceptable range of the budget.

Administration Overtime

- The unfavorable variance is primarily attributed to overtime in the Maintenance department to account for vacant positions & premium pay for holidays worked.

Fringe Benefits

- The unfavorable balance in fringe benefit expenses is primarily attributed to increases in benefit utilization.

Communications

- Communication expenses are within an acceptable range of the budget.

Legal Services

- The unfavorable variance in legal services is primarily due to greater utilization of legal services.

Computer/Network Software Agreement

- Software agreement expenditures are dependent on annual renewals of software agreements. Many renewals are completed at the beginning of the fiscal year.

Uniforms

- Uniform expenses are below the budgeted amount due to less utilization of uniform allowance and vacant positions.

Contracted Services

- Savings in contract services costs are primarily attributed to budgeted operating and maintenance costs for the hydrogen electrolyzer station that have not been incurred

Equipment Repairs

- Equipment repair expenses are within an acceptable range of the budget.

Security Services

- Security services are within an acceptable range of the budget.

Fuel - CNG

- CNG expenses are within an acceptable range of the budget.

Fuel - Hydrogen

- The unfavorable balance is due to a increase utilization of liquid hydrogen.

Tires

- Tire expenses are within an acceptable range of the budget.

Office Supplies

- Office supply expenses are within an acceptable range of the budget.

Travel/Training

Back to Top

- The favorable variance for travel & training savings can be attributed to different times at which training sessions are attended.

Repair Parts

- The unfavorable variance is primarily due to repairs related to fueling equipment and fixed route buses.

Facility Maintenance

- Fuel maintenance expenses are within an acceptable range of the budget.

Electricity - CNG & Hydrogen

- Electricity - CNG & Hydrogen expenses are within an acceptable range of the budget.

Natural Gas

- The positive variance is primarily attributed to lower usage of CNG fixed route vehicles over budgeted estimates for FY26.

Water and Gas

- Water and gas expenses are within an acceptable range of the budget.

Insurance Losses

- The variance in insurance losses is primarily due to a quarterly reconciliation to estimated losses from the Agency's risk pool.

Insurance Premium - Property

- Insurance premium expenses are within an acceptable range of the budget.

Repair Claims

- The unfavorable variance is primarily attributed due to the replacement of a bus stop shelter after a vehicle collision.

Fuel Taxes

- Fuel tax expenses are within an acceptable range of the budget.

Other Expenses

- Other expenses are within an acceptable range of the budget.

Self-Consumed Fuel

- The variance in primarily due to less than anticipated fuel utilized by the Agency.

Back to Top

SunLine Transit Agency

Item 9D

Board Report

May 27, 2026

AGENDA ITEM: ACTION - CONSENT CALENDAR

TO: Finance/Audit Committee/Committee of the Whole
Board of Directors

FROM: Luis Garcia, Chief Financial Officer

SUBJECT: Acceptance of Contracts Signed Between $25,000 and $250,000 for March 2026

Recommendation:

Recommend that the Board of Directors (Board) approve contracts signed between $25,000 and $250,000 for March 2026.

Background:

In accordance with Chapter 2, Section 211 of the Procurement Policy, the attached report summarizes SunLine's contracts, purchase orders and amendments entered into within the CEO//General Manager's purchasing authority. This ensures the Board is aware of the obligations entered into under the CEO/General Manager's authority.

There was one (1) contract and two (2) purchase orders completed in March 2026 between $25,000 and $250,000:

Vendor	Purpose	Amount
Trane U.S Inc	Annual HVAC Maintenance	$43,708.00
Hampton Tedder	Electrical Equipment Servicing	$30,000.00
EAM Solutions	Hexagon SaaS Software	69,502.00

Back to Top

Financial Impact:

There is no financial impact associated with this item.

Strategic Priority:

Resource Acquisition, Allocation, and Management: Prioritizes optimized resource management be effectively acquiring and allocating financial, human, and material resources to ensure operational excellence and long-term sustainability.

In Collaboration with:

N/A

Approved/Reviewed by:

Luis Garcia, Chief Financial Officer

Attachments:

- Contracts Signed Between $25,000 and $250,000 for March 2026

Contracts Signed Between $25,000 and $250,000

March 2026

Vendor	Product/Service	Need	Budgeted	Budgeted Amount	Cost	Type
Trane US Inc	Annual Maintenance	Electrolyzer HVAC Chiller	$43,708.00	$43,708.00	$43,708.00	Agreement
Hampton Tedder	Equipment Servicing	Electrolyzer High Voltage Equipment	$30,000.00	$30,000.00	$30,000.00	Purchase Order
EAM Solutions	Software Renewal	Yr 4 Hexagon SaaS	$69,502.00	$69,502.00	$69,502.00	Purchase Order

Back to Top

SunLine Transit Agency

Item 9E

Board Report

May 27, 2026

AGENDA ITEM: ACTION - CONSENT CALENDAR

TO: Finance/Audit Committee/Committee of the Whole
Board of Directors

FROM: Luis Garcia, Chief Financial Officer

SUBJECT: Acceptance of Union & Non-Union Pension Investment Asset Summary for March 2026

Recommendation:

Recommend that the Board of Directors (Board) approve union & non-union pension investment asset summary for March 2026.

Background:

For the month of March, SunLine's investments fell within the approved range of investment type for the union and non-union assets.

Union

Asset Class		Actual	Range
Growth Assets			
	Domestic Equity	31.8%	16% – 56%
	International Equity	18.3%	0% - 39%
	Other	8.3%	0% – 20%
Income Assets			
	Fixed Income	36.1%	25% - 65%
	Other	4.3%	0% – 20%
Real Return Assets		0.0%	0% – 20%
Cash Equivalents		1.2%	0% – 20%

Back to Top

Non-Union

Asset Class		Actual	Range
Growth Assets			
	Domestic Equity	32.0%	16% – 56%
	International Equity	18.3%	0% - 39%
	Other	8.2%	0% – 20%
Income Assets			
	Fixed Income	36.0%	25% - 65%
	Other	4.2%	0% – 20%
Real Return Assets		0.0%	0% – 20%
Cash Equivalents		1.3%	0% – 20%

Components may not sum to 100.0% due to rounding.

For the month of March, the market value of assets decreased by $1,856,482 and $1,828,151 for the union and non-union plans, respectively.

Month to Month Asset Comparison

Month	Market Value - Union	Market Value – Non-Union
February 2026	$49,765,671	$50,160,293
March 2026	$47,909,189	$48,332,142
Increase (Decrease)	($1,856,482)	($1,828,151)

Financial Impact:

There is no financial impact associated with this item.

Strategic Priority:

Resource Acquisition, Allocation, and Management: Prioritizes optimized resource management be effectively acquiring and allocating financial, human, and material resources to ensure operational excellence and long-term sustainability.

In Collaboration with:

N/A

Approved/Reviewed by:

Luis Garcia, Chief Financial Officer

Back to Top

Attachments:

- Union & Non-Union Pension Investment Asset Summary for March 2026

Back to Top

pfm asset management

Portfolio Summary and Statistics

For the Month Ending **March 31, 2026**

SUNLINE EMPLOYEES RETIREMENT BARGAINING - [redacted]

Account Summary

Description	Par Value	Market Value	Percent
Separate Account	6,022,581.30	6,022,581.30	12.57
Mutual Fund - Equity	336,393.63	9,524,644.35	19.88
Mutual Fund - Bond	1,243,755.24	12,510,206.37	26.11
Money Market Mutual Fund	573,234.66	573,234.66	1.20
Exchange-Traded Fund - Equity	536,490.00	14,478,718.32	30.22
Exchange-Traded Fund - Bond	48,351.00	4,799,803.77	10.02
Managed Account Sub-Total	**8,760,805.83**	**47,909,188.77**	**100.00%**
Accrued Interest		0.00	
Total Portfolio	**8,760,805.83**	**47,909,188.77**	
Unsettled Trades	**0.00**	**0.00**	

Sector Allocation

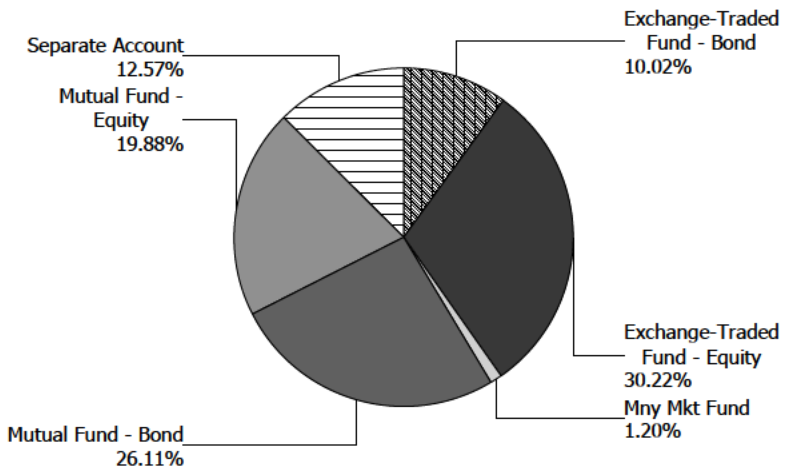

pfm asset management

Detail of Securities Held & Market Analytics

For the Month Ending **March 31, 2026**

SUNLINE EMPLOYEES RETIREMENT BARGAINING - [redacted]

Security Type/Description Dated Date/Coupon/Maturity	CUSIP	Ticker	Shares	Average Cost/Share	Original Cost	Market Price	Market Value	Unreal G/L on Cost	Percentage
Exchange-Traded Fund - Bond									
ISHARES CORE U.S. AGGREGATE	464287226	8278395	6,446.00	92.76	597,930.32	99.27	639,894.42	41,964.10	1.34
ISHARES CORE U.S. AGGREGATE	464287226	8278395	4,049.00	98.87	400,324.63	99.27	401,944.23	1,619.60	0.84
ISHARES CORE U.S. AGGREGATE	464287226	8278395	7,165.00	97.84	701,023.60	99.27	711,269.55	10,245.95	1.48
ISHARES CORE U.S. AGGREGATE	464287226	8278395	7,159.00	97.77	699,934.71	99.27	710,673.93	10,739.22	1.48
ISHARES CORE U.S. AGGREGATE	464287226	8278395	3,322.00	99.12	329,276.64	99.27	329,774.94	498.30	0.69
ISHARES CORE U.S. AGGREGATE	464287226	8278395	3,307.00	96.40	318,794.80	99.27	328,285.89	9,491.09	0.69
ISHARES CORE U.S. AGGREGATE	464287226	8278395	16,903.00	98.64	1,667,311.92	99.27	1,677,960.81	10,648.89	3.50
Security Type Sub-Total			**48,351.00**		**4,714,596.62**	**694.89**	**4,799,803.77**	**85,207.15**	**10.02**
Exchange-Traded Fund - Equity									
ISHARES RUSSELL 2000 ETF	464287655	7014815	3,252.00	263.33	856,348.18	248.00	806,496.00	(49,852.18)	1.68
SCHWAB US LARGE-CAP ETF	808524201	17333747	28,188.00	27.43	773,196.84	25.64	722,740.32	(50,456.52)	1.51
SCHWAB US LARGE-CAP ETF	808524201	17333747	39,046.00	22.81	890,639.26	25.64	1,001,139.44	110,500.18	2.09
SCHWAB US LARGE-CAP ETF	808524201	17333747	466,004.00	22.54	10,505,283.51	25.64	11,948,342.56	1,443,059.05	24.94
Security Type Sub-Total			**536,490.00**		**13,025,467.79**	**324.92**	**14,478,718.32**	**1,453,250.53**	**30.22**
Money Market Mutual Fund									
FIRST AM GOVT OBLIG-Z DTD 01/01/2010 0.000% --	31846V567	FGZXX	573,234.66	1.00	573,234.66	100.00	573,234.66	0.00	1.20
Security Type Sub-Total			**573,234.66**		**573,234.66**	**100.00**	**573,234.66**	**0.00**	**1.20**
Mutual Fund - Bond									
BAIRD CORE PLUS BOND-INST	057071870	7001692	440,989.96	10.54	4,646,383.57	10.19	4,493,687.73	(152,695.84)	9.38
BBH LIMITED DURATION-I	05528X851	7344118	0.03	10.29	0.35	10.46	0.36	0.01	0.00
NUVEEN CORE BOND FUND-R6	87244W607	7580345	336,044.40	9.15	3,076,039.60	9.17	3,081,527.11	5,487.51	6.43
PGIM TOTAL RETURN BOND-R6	74440B884	168981	257,299.86	12.61	3,243,275.44	12.05	3,100,463.31	(142,812.13)	6.47
VOYA INTERMEDIATE BOND-R6	92913L569	IIBZX	209,420.98	9.56	2,001,612.28	8.76	1,834,527.86	(167,084.42)	3.83
Security Type Sub-Total			**1,243,755.24**		**12,967,311.24**	**50.63**	**12,510,206.37**	**(457,104.87)**	**26.11**

Detail of Securities Held & Market Analytics

For the Month Ending **March 31, 2026**

SUNLINE EMPLOYEES RETIREMENT BARGAINING - [redacted]

Security Type/Description Dated Date/Coupon/Maturity	CUSIP	Ticker	Shares	Average Cost/Share	Original Cost	Market Price	Market Value	Unreal G/L on Cost	Percentage
Mutual Fund - Equity									
COLUMBIA SMALL CAP GRW-INST3	19765Y340	195897	11,108.11	36.90	409,889.21	33.15	368,233.80	(41,655.41)	0.77
FIDELITY EMRG MRKT INDX	316146331	26545809	103,712.20	11.50	1,193,179.38	14.15	1,467,527.64	274,348.26	3.06
FIDELITY INTL INDX	315911727	308475	44,142.93	56.26	2,483,514.07	61.38	2,709,493.01	225,978.94	5.66
GLDMN SCHS GQG PRT INTL-R6	38147N269	GSIYX	43,929.40	19.83	870,974.41	23.53	1,033,658.75	162,684.34	2.16
HRDNG LVNR INTL EQTY-INST	412295107	175052	0.00	25.00	0.02	27.91	0.02	0.00	0.00
JANUS HNDRSN OVERSEAS-N	47103D835	JANUS	26,607.72	51.08	1,359,065.32	57.21	1,522,227.39	163,162.07	3.18
MFS INTL DIVERSIFICAT-R6	552743544	9214518	73,060.56	26.33	1,923,620.14	27.73	2,025,969.28	102,349.14	4.23
PIMCO RAE US SMALL-INST	72202L421	45833025	33,832.72	12.19	412,420.86	11.75	397,534.46	(14,886.40)	0.83
Security Type Sub-Total			**336,393.63**		**8,652,663.41**	**256.81**	**9,524,644.35**	**871,980.94**	**19.89**
Separate Account									
ATEL PRIVATE DEBT FUND II DTD 01/01/2010 0.000% --	ATEL00019	AL406	49,000.00	1.00	49,000.00	100.00	49,000.00	0.00	0.10
ATEL PRIVATE DEBT FUND II DTD 01/01/2010 0.000% --	ATEL00019	AL406	45,325.00	1.00	45,325.00	100.00	45,325.00	0.00	0.09
ATEL PRIVATE DEBT FUND II DTD 01/01/2010 0.000% --	ATEL00019	AL406	17,397.33	1.00	17,397.33	100.00	17,397.33	0.00	0.04
ATEL PRIVATE DEBT FUND II DTD 01/01/2010 0.000% --	ATEL00019	AL406	45,325.00	1.00	45,325.00	100.00	45,325.00	0.00	0.09
ATEL PRIVATE DEBT FUND II DTD 01/01/2010 0.000% --	ATEL00019	AL406	45,325.00	1.00	45,325.00	100.00	45,325.00	0.00	0.09
ATEL PRIVATE DEBT FUND II DTD 01/01/2010 0.000% --	ATEL00019	AL406	45,325.00	1.00	45,325.00	100.00	45,325.00	0.00	0.09
ATEL PRIVATE DEBT FUND II DTD 01/01/2010 0.000% --	ATEL00019	AL406	7,183.71	1.00	7,183.71	100.00	7,183.71	0.00	0.02
ATEL PRIVATE DEBT FUND II DTD 01/01/2010 0.000% --	ATEL00019	AL406	71,383.04	1.00	71,383.04	100.00	71,383.04	0.00	0.15
ATEL PRIVATE DEBT FUND II DTD 01/01/2010 0.000% --	ATEL00019	AL406	49,000.00	1.00	49,000.00	100.00	49,000.00	0.00	0.10
ATEL PRIVATE DEBT FUND II DTD 01/01/2010 0.000% --	ATEL00019	AL406	45,325.00	1.00	45,325.00	100.00	45,325.00	0.00	0.09

Detail of Securities Held & Market Analytics

For the Month Ending **March 31, 2026**

SUNLINE EMPLOYEES RETIREMENT BARGAINING - [redacted]

Security Type/Description Dated Date/Coupon/Maturity	CUSIP	Ticker	Shares	Average Cost/Share	Original Cost	Market Price	Market Value	Unreal G/L on Cost	Percentage
Separate Account									
BLACKSTONE INFRASTRUCTURE DTD 10/01/2024 0.000% --	BKSTONE63	AL495	900,000.00	1.00	900,000.00	100.00	900,000.00	0.00	1.88
BLACKSTONE INFRASTRUCTURE DTD 10/01/2024 0.000% --	BKSTONE63	AL495	156,834.00	1.00	156,834.00	100.00	156,834.00	0.00	0.33
BLACKSTONE INFRASTRUCTURE DTD 10/01/2024 0.000% --	BKSTONE63	AL495	76,789.00	1.00	76,789.00	100.00	76,789.00	0.00	0.16
GOLUB CAPITAL XIV INT'L DTD 01/01/2010 0.000% --	GOLUB0090	AL467	29,872.00	1.00	29,872.00	100.00	29,872.00	0.00	0.06
GOLUB CAPITAL XIV INT'L DTD 01/01/2010 0.000% --	GOLUB0090	AL467	408,495.00	1.00	408,495.00	100.00	408,495.00	0.00	0.85
GOLUB CAPITAL XIV INT'L DTD 01/01/2010 0.000% --	GOLUB0090	AL467	1,001,633.00	1.00	1,001,633.00	100.00	1,001,633.00	0.00	2.09
GOLUB CAPITAL XIV INT'L DTD 01/01/2010 0.000% --	GOLUB0090	AL467	180,000.00	1.00	180,000.00	100.00	180,000.00	0.00	0.38
NB Secondary Opps Offshore V DTD 01/01/2010 0.000% --	NBSOFV007	AL425	80,433.93	1.00	80,433.93	100.00	80,433.93	0.00	0.17
NB Secondary Opps Offshore V DTD 01/01/2010 0.000% --	NBSOFV007	AL425	309,750.00	1.00	309,750.00	100.00	309,750.00	0.00	0.65
NB Secondary Opps Offshore V DTD 01/01/2010 0.000% --	NBSOFV007	AL425	147,000.00	1.00	147,000.00	100.00	147,000.00	0.00	0.31
NB Secondary Opps Offshore V DTD 01/01/2010 0.000% --	NBSOFV007	AL425	204,378.01	1.00	204,378.01	100.00	204,378.01	0.00	0.43
NB Secondary Opps Offshore V DTD 01/01/2010 0.000% --	NBSOFV007	AL425	180,319.43	1.00	180,319.43	100.00	180,319.43	0.00	0.38
NB Secondary Opps Offshore V DTD 01/01/2010 0.000% --	NBSOFV007	AL425	58,570.33	1.00	58,570.33	100.00	58,570.33	0.00	0.12
NB Secondary Opps Offshore V DTD 01/01/2010 0.000% --	NBSOFV007	AL425	848,173.81	1.00	848,173.81	100.00	848,173.81	0.00	1.77
NB Secondary Opps Offshore V DTD 01/01/2010 0.000% --	NBSOFV007	AL425	173,360.99	1.00	173,360.99	100.00	173,360.99	0.00	0.36
NB Secondary Opps Offshore V DTD 01/01/2010 0.000% --	NBSOFV007	AL425	30,795.20	1.00	30,795.20	100.00	30,795.20	0.00	0.06

pfm asset management

Detail of Securities Held & Market Analytics

For the Month Ending **March 31, 2026**

SUNLINE EMPLOYEES RETIREMENT BARGAINING - [redacted]

Security Type/Description Dated Date/Coupon/Maturity	CUSIP	Ticker	Shares	Average Cost/Share	Original Cost	Market Price	Market Value	Unreal G/L on Cost	Percentage
Separate Account									
NB Secondary Opps Offshore V DTD 01/01/2010 0.000% --	NBSOFV007	AL425	35,079.99	1.00	35,079.99	100.00	35,079.99	0.00	0.07
NB Secondary Opps Offshore V DTD 01/01/2010 0.000% --	NBSOFV007	AL425	130,837.59	1.00	130,837.59	100.00	130,837.59	0.00	0.27
NB Secondary Opps Offshore V DTD 01/01/2010 0.000% --	NBSOFV007	AL425	252,000.00	1.00	252,000.00	100.00	252,000.00	0.00	0.53
NB Secondary Opps Offshore V DTD 01/01/2010 0.000% --	NBSOFV007	AL425	127,930.57	1.00	127,930.57	100.00	127,930.57	0.00	0.27
NB Secondary Opps Offshore V DTD 01/01/2010 0.000% --	NBSOFV007	AL425	73,423.62	1.00	73,423.62	100.00	73,423.62	0.00	0.15
NB Secondary Opps Offshore V DTD 01/01/2010 0.000% --	NBSOFV007	AL425	91,315.75	1.00	91,315.75	100.00	91,315.75	0.00	0.19
NB Secondary Opps Offshore V DTD 01/01/2010 0.000% --	NBSOFV007	AL425	105,000.00	1.00	105,000.00	100.00	105,000.00	0.00	0.22
Security Type Sub-Total			**6,022,581.30**		**6,022,581.30**	**3,300.00**	**6,022,581.30**	**0.00**	**12.56**
Managed Account Sub-Total			**8,760,805.83**		**45,955,855.02**	**4,727.25**	**47,909,188.77**	**1,953,333.75**	**100.00**
Securities Sub-Total			**$8,760,805.83**		**$45,955,855.02**	**$4,727.25**	**$47,909,188.77**	**$1,953,333.75**	**100.00%**
Accrued Interest							**$0.00**		
Total Investments							**$47,909,188.77**		

pfm asset management

Portfolio Summary and Statistics

For the Month Ending **March 31, 2026**

SUNLINE EMPLOYEES RETIREMENT NON-BARGAI - [redacted]

Account Summary

Description	Par Value	Market Value	Percent
Separate Account	6,022,581.30	6,022,581.30	12.46
Mutual Fund - Equity	339,742.86	9,619,562.69	19.90
Mutual Fund - Bond	1,258,121.93	12,661,837.70	26.20
Money Market Mutual Fund	630,331.85	630,331.85	1.30
Exchange-Traded Fund - Equity	540,877.00	14,674,363.64	30.37
Exchange-Traded Fund - Bond	47,582.00	4,723,465.14	9.77
Managed Account Sub-Total	**8,839,236.94**	**48,332,142.32**	**100.00%**
Accrued Interest		0.00	
Total Portfolio	**8,839,236.94**	**48,332,142.32**	
Unsettled Trades	**0.00**	**0.00**	

Sector Allocation

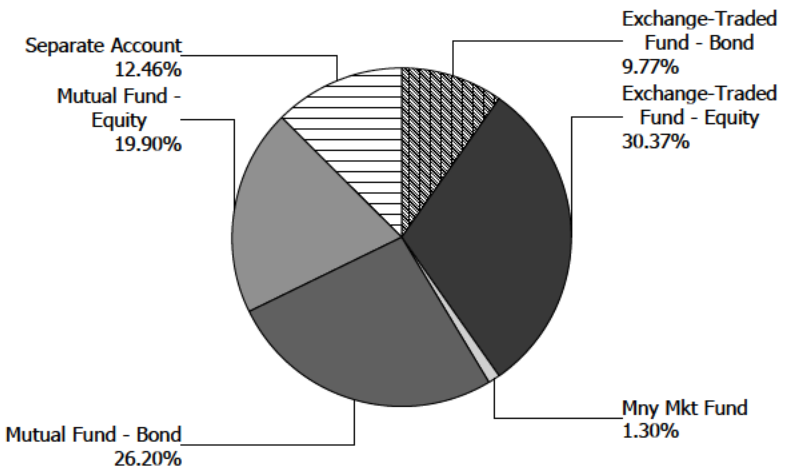

pfm asset management

Detail of Securities Held & Market Analytics

For the Month Ending **March 31, 2026**

SUNLINE EMPLOYEES RETIREMENT NON-BARGAI - [redacted]

Security Type/Description Dated Date/Coupon/Maturity	CUSIP	Ticker	Shares	Average Cost/Share	Original Cost	Market Price	Market Value	Unreal G/L on Cost	Percentage
Exchange-Traded Fund - Bond									
ISHARES CORE U.S. AGGREGATE	464287226	8278395	6,136.00	97.77	599,916.11	99.27	609,120.72	9,204.61	1.26
ISHARES CORE U.S. AGGREGATE	464287226	8278395	7,146.00	97.84	699,164.64	99.27	709,383.42	10,218.78	1.47
ISHARES CORE U.S. AGGREGATE	464287226	8278395	3,317.00	96.40	319,758.80	99.27	329,278.59	9,519.79	0.68
ISHARES CORE U.S. AGGREGATE	464287226	8278395	4,049.00	98.87	400,324.63	99.27	401,944.23	1,619.60	0.83
ISHARES CORE U.S. AGGREGATE	464287226	8278395	3,372.00	99.12	334,232.64	99.27	334,738.44	505.80	0.69
ISHARES CORE U.S. AGGREGATE	464287226	8278395	17,290.00	98.64	1,705,485.60	99.27	1,716,378.30	10,892.70	3.55
ISHARES CORE U.S. AGGREGATE	464287226	8278395	6,272.00	92.76	581,790.09	99.27	622,621.44	40,831.35	1.29
Security Type Sub-Total			**47,582.00**		**4,640,672.51**	**694.89**	**4,723,465.14**	**82,792.63**	**9.77**
Exchange-Traded Fund - Equity									
ISHARES RUSSELL 2000 ETF	464287655	7014815	3,626.00	263.33	954,833.49	248.00	899,248.00	(55,585.49)	1.86
SCHWAB US LARGE-CAP ETF	808524201	17333747	29,369.00	27.43	805,591.67	25.64	753,021.16	(52,570.51)	1.56
SCHWAB US LARGE-CAP ETF	808524201	17333747	464,498.00	22.54	10,471,333.25	25.64	11,909,728.72	1,438,395.47	24.64
SCHWAB US LARGE-CAP ETF	808524201	17333747	43,384.00	22.81	989,589.04	25.64	1,112,365.76	122,776.72	2.30
Security Type Sub-Total			**540,877.00**		**13,221,347.45**	**324.92**	**14,674,363.64**	**1,453,016.19**	**30.36**
Money Market Mutual Fund									
FIRST AM GOVT OBLIG-Z DTD 01/01/2010 0.000% --	31846V567	FGZXX	630,331.85	1.00	630,331.85	100.00	630,331.85	0.00	1.30
Security Type Sub-Total			**630,331.85**		**630,331.85**	**100.00**	**630,331.85**	**0.00**	**1.30**
Mutual Fund - Bond									
BAIRD CORE PLUS BOND-INST	057071870	7001692	449,951.56	10.52	4,734,917.83	10.19	4,585,006.46	(149,911.37)	9.49
BBH LIMITED DURATION-I	05528X851	7344118	0.03	10.29	0.35	10.46	0.36	0.01	0.00
NUVEEN CORE BOND FUND-R6	87244W607	7580345	336,044.40	9.15	3,076,039.60	9.17	3,081,527.11	5,487.51	6.38
PGIM TOTAL RETURN BOND-R6	74440B884	168981	261,240.27	12.58	3,287,263.58	12.05	3,147,945.29	(139,318.29)	6.51
VOYA INTERMEDIATE BOND-R6	92913L569	IIBZX	210,885.67	9.57	2,017,257.47	8.76	1,847,358.48	(169,898.99)	3.82
Security Type Sub-Total			**1,258,121.93**		**13,115,478.83**	**50.63**	**12,661,837.70**	**(453,641.13)**	**26.20**

pfm asset management

Detail of Securities Held & Market Analytics

For the Month Ending **March 31, 2026**

SUNLINE EMPLOYEES RETIREMENT NON-BARGAI - [redacted]

Security Type/Description Dated Date/Coupon/Maturity	CUSIP	Ticker	Shares	Average Cost/Share	Original Cost	Market Price	Market Value	Unreal G/L on Cost	Percentage
Mutual Fund - Equity									
COLUMBIA SMALL CAP GRW-INST3	19765Y340	195897	11,274.63	36.90	416,033.88	33.15	373,754.01	(42,279.87)	0.77
FIDELITY EMRG MRKT INDX	316146331	26545809	104,334.17	11.50	1,200,334.94	14.15	1,476,328.48	275,993.54	3.05
FIDELITY INTL INDX	315911727	308475	44,830.95	56.26	2,522,137.01	61.38	2,751,723.40	229,586.39	5.69
GLDMN SCHS GQG PRT INTL-R6	38147N269	GSIYX	44,191.90	19.85	877,066.00	23.53	1,039,835.49	162,769.49	2.15
HRTFRD SCHR EM MRKT EQ-SDR	41665H789	10575468	0.00	20.00	0.02	23.88	0.02	0.00	0.00
JANUS HNDRSN OVERSEAS-N	47103D835	JANUS	26,755.56	51.08	1,366,612.70	57.21	1,530,685.40	164,072.70	3.17
MFS INTL DIVERSIFICAT-R6	552743544	9214518	73,470.40	26.33	1,934,399.24	27.73	2,037,334.13	102,934.89	4.22
PIMCO RAE US SMALL-INST	72202L421	45833025	34,885.26	12.18	424,994.91	11.75	409,901.76	(15,093.15)	0.85
Security Type Sub-Total			**339,742.86**		**8,741,578.70**	**252.78**	**9,619,562.69**	**877,983.99**	**19.90**
Separate Account									
ATEL PRIVATE DEBT FUND II DTD 01/01/2010 0.000% --	ATEL00020	AL407	71,382.92	1.00	71,382.92	100.00	71,382.92	0.00	0.15
ATEL PRIVATE DEBT FUND II DTD 01/01/2010 0.000% --	ATEL00020	AL407	45,325.00	1.00	45,325.00	100.00	45,325.00	0.00	0.09
ATEL PRIVATE DEBT FUND II DTD 01/01/2010 0.000% --	ATEL00020	AL407	45,325.00	1.00	45,325.00	100.00	45,325.00	0.00	0.09
ATEL PRIVATE DEBT FUND II DTD 01/01/2010 0.000% --	ATEL00020	AL407	7,183.83	1.00	7,183.83	100.00	7,183.83	0.00	0.01
ATEL PRIVATE DEBT FUND II DTD 01/01/2010 0.000% --	ATEL00020	AL407	45,325.00	1.00	45,325.00	100.00	45,325.00	0.00	0.09
ATEL PRIVATE DEBT FUND II DTD 01/01/2010 0.000% --	ATEL00020	AL407	45,325.00	1.00	45,325.00	100.00	45,325.00	0.00	0.09
ATEL PRIVATE DEBT FUND II DTD 01/01/2010 0.000% --	ATEL00020	AL407	17,397.33	1.00	17,397.33	100.00	17,397.33	0.00	0.04
ATEL PRIVATE DEBT FUND II DTD 01/01/2010 0.000% --	ATEL00020	AL407	45,325.00	1.00	45,325.00	100.00	45,325.00	0.00	0.09
ATEL PRIVATE DEBT FUND II DTD 01/01/2010 0.000% --	ATEL00020	AL407	49,000.00	1.00	49,000.00	100.00	49,000.00	0.00	0.10
ATEL PRIVATE DEBT FUND II DTD 01/01/2010 0.000% --	ATEL00020	AL407	49,000.00	1.00	49,000.00	100.00	49,000.00	0.00	0.10

pfm asset management

Detail of Securities Held & Market Analytics

For the Month Ending **March 31, 2026**

SUNLINE EMPLOYEES RETIREMENT NON-BARGAI - [redacted]

Security Type/Description Dated Date/Coupon/Maturity	CUSIP	Ticker	Shares	Average Cost/Share	Original Cost	Market Price	Market Value	Unreal G/L on Cost	Percentage
Separate Account									
BLACKSTONE INFRASTRUCTURE DTD 10/01/2024 0.000% --	BKSTONE64	AL496	156,834.00	1.00	156,834.00	100.00	156,834.00	0.00	0.32
BLACKSTONE INFRASTRUCTURE DTD 10/01/2024 0.000% --	BKSTONE64	AL496	900,000.00	1.00	900,000.00	100.00	900,000.00	0.00	1.86
BLACKSTONE INFRASTRUCTURE DTD 10/01/2024 0.000% --	BKSTONE64	AL496	76,789.00	1.00	76,789.00	100.00	76,789.00	0.00	0.16
GOLUB CAPITAL XIV INT'L DTD 01/01/2010 0.000% --	GOLUB0091	AL468	408,495.00	1.00	408,495.00	100.00	408,495.00	0.00	0.85
GOLUB CAPITAL XIV INT'L DTD 01/01/2010 0.000% --	GOLUB0091	AL468	29,872.00	1.00	29,872.00	100.00	29,872.00	0.00	0.06
GOLUB CAPITAL XIV INT'L DTD 01/01/2010 0.000% --	GOLUB0091	AL468	180,000.00	1.00	180,000.00	100.00	180,000.00	0.00	0.37
GOLUB CAPITAL XIV INT'L DTD 01/01/2010 0.000% --	GOLUB0091	AL468	1,001,633.00	1.00	1,001,633.00	100.00	1,001,633.00	0.00	2.07
NB Secondary Opps Offshore V DTD 01/01/2010 0.000% --	NBSOFV008	AL426	848,173.81	1.00	848,173.81	100.00	848,173.81	0.00	1.76
NB Secondary Opps Offshore V DTD 01/01/2010 0.000% --	NBSOFV008	AL426	204,378.01	1.00	204,378.01	100.00	204,378.01	0.00	0.42
NB Secondary Opps Offshore V DTD 01/01/2010 0.000% --	NBSOFV008	AL426	80,433.93	1.00	80,433.93	100.00	80,433.93	0.00	0.17
NB Secondary Opps Offshore V DTD 01/01/2010 0.000% --	NBSOFV008	AL426	147,000.00	1.00	147,000.00	100.00	147,000.00	0.00	0.30
NB Secondary Opps Offshore V DTD 01/01/2010 0.000% --	NBSOFV008	AL426	30,795.20	1.00	30,795.20	100.00	30,795.20	0.00	0.06
NB Secondary Opps Offshore V DTD 01/01/2010 0.000% --	NBSOFV008	AL426	58,570.33	1.00	58,570.33	100.00	58,570.33	0.00	0.12
NB Secondary Opps Offshore V DTD 01/01/2010 0.000% --	NBSOFV008	AL426	35,079.99	1.00	35,079.99	100.00	35,079.99	0.00	0.07
NB Secondary Opps Offshore V DTD 01/01/2010 0.000% --	NBSOFV008	AL426	73,423.62	1.00	73,423.62	100.00	73,423.62	0.00	0.15
NB Secondary Opps Offshore V DTD 01/01/2010 0.000% --	NBSOFV008	AL426	180,319.43	1.00	180,319.43	100.00	180,319.43	0.00	0.37

Detail of Securities Held & Market Analytics

For the Month Ending **March 31, 2026**

SUNLINE EMPLOYEES RETIREMENT NON-BARGAI - [redacted]

Security Type/Description Dated Date/Coupon/Maturity	CUSIP	Ticker	Shares	Average Cost/Share	Original Cost	Market Price	Market Value	Unreal G/L on Cost	Percentage
Separate Account									
NB Secondary Opps Offshore V DTD 01/01/2010 0.000% --	NBSOFV008	AL426	252,000.00	1.00	252,000.00	100.00	252,000.00	0.00	0.52
NB Secondary Opps Offshore V DTD 01/01/2010 0.000% --	NBSOFV008	AL426	105,000.00	1.00	105,000.00	100.00	105,000.00	0.00	0.22
NB Secondary Opps Offshore V DTD 01/01/2010 0.000% --	NBSOFV008	AL426	309,750.00	1.00	309,750.00	100.00	309,750.00	0.00	0.64
NB Secondary Opps Offshore V DTD 01/01/2010 0.000% --	NBSOFV008	AL426	130,837.59	1.00	130,837.59	100.00	130,837.59	0.00	0.27
NB Secondary Opps Offshore V DTD 01/01/2010 0.000% --	NBSOFV008	AL426	91,315.75	1.00	91,315.75	100.00	91,315.75	0.00	0.19
NB Secondary Opps Offshore V DTD 01/01/2010 0.000% --	NBSOFV008	AL426	173,360.99	1.00	173,360.99	100.00	173,360.99	0.00	0.36
NB Secondary Opps Offshore V DTD 01/01/2010 0.000% --	NBSOFV008	AL426	127,930.57	1.00	127,930.57	100.00	127,930.57	0.00	0.26
Security Type Sub-Total			**6,022,581.30**		**6,022,581.30**	**3,300.00**	**6,022,581.30**	**0.00**	**12.42**
Managed Account Sub-Total			**8,839,236.94**		**46,371,990.64**	**4,723.22**	**48,332,142.32**	**1,960,151.68**	**99.95**
Securities Sub-Total			**$8,839,236.94**		**$46,371,990.64**	**$4,723.22**	**$48,332,142.32**	**$1,960,151.68**	**99.95%**
Accrued Interest							**$0.00**		
Total Investments							**$48,332,142.32**		

SunLine Transit Agency

Item 9F

Board Report

May 27, 2026

AGENDA ITEM: ACTION - CONSENT CALENDAR

TO: Finance/Audit Committee/Committee of the Whole
Board of Directors

FROM: Daren Tatham, Assistant Transit Planner

SUBJECT: Acceptance of Ridership Report for March 2026

Recommendation:

Recommend that the Board of Directors (Board) approve the Ridership Report for March 2026.

Background:

Monthly Ridership			Monthly Variance	
	Mar-25	**Mar-26**	**Net**	**Percent**
Fixed Route	242,422	248,019	2,597	1.1%
SunRide	2,451	1,973	(478)	(19.5%)
Taxi Voucher*	120	129	9	7.5%
SunDial	9,712	8,708	(1,004)	(10.3%)
Total	**257,705**	**258,829**	**1,124**	**0.4%**

*Taxi Voucher rides are included for the system total; however, they are not NTD reportable.

Yearly Ridership	
Fiscal Year 2026	2,087,002
Fiscal Year 2025	2,142,040
Ridership Increase	**(55,038)**

Back to Top

Fiscal year to date system ridership decreased by 55,038 rides or 2.57% compared to the previous fiscal year. The baseline of the attached COVID-19 Recovery chart is calendar year 2020, this allows a comparison of three (3) years.

Financial Impact:

There is no financial impact associated with this item.

Strategic Priority:

Service Reliability: Our commitment to service reliability centers on building ridership trust by delivering a seamless transit experience and being there when we say we're going to be there.

In Collaboration with:

Anthony R. Parham Sr., Paratransit Operations Manager
Jill Plaza, Taxi/Contracted Transportation Services Administrator

Approved/Reviewed by:

David Legarreta, Financial Analyst

Attachments:

- Monthly Ridership Report (FY 25-26)
- Specialized Ridership Reports

Back to Top

SunLine Transit Agency
Monthly Ridership Report
March 2026

	Fixed Route	Mar 2025	Mar 2026	FY 2025 YTD	FY 2026 YTD	Monthly KPI Passengers/ Rev. Hours	Monthly KPI Passengers/ Rev. Miles	Bikes		Wheelchairs	
								Monthly	FYTD	Monthly	FYTD
Route 1EV	Coachella - Hwy 111 - Palm Desert Mall	53,606	50,356	449,374	403,164	18.6	1.5	2,116	16,137	321	2,537
Route 1WV	Palm Springs - Hwy 111 - Palm Desert Mall	39,830	38,365	345,331	346,507	15.9	1.3	1,301	11,565	351	2,466
Route 2	Desert Hot Springs - Palm Springs - Cathedral City	64,632	66,861	578,072	555,500	18.1	1.3	1,939	14,976	599	4,304
Route 3	Desert Hot Springs - Desert Edge	8,235	9,389	70,383	71,696	10.5	0.6	265	2,219	59	603
Route 4	Thousand Palms - Palm Springs	21,038	17,894	179,071	171,297	12.0	0.8	430	4,074	95	977
Route 5	Desert Hot Springs - CSUSB - Palm Desert	3,367	4,179	24,048	29,672	7.8	0.3	161	1,135	18	185
Route 6	Coachella - Fred Waring - Westfield Palm Desert	5,695	10,008	41,529	55,999	10.8	0.8	312	2,029	43	294
Route 7	Bermuda Dunes - Indian Wells - La Quinta	9,012	8,826	69,318	68,009	9.7	0.7	370	3,053	109	462
Route 8	North Indio - Coachella -Thermal/Mecca	17,674	17,335	146,203	137,600	10.2	0.7	542	4,180	102	861
Route 9	North Shore - Mecca - Oasis	6,342	7,774	41,105	47,504	9.3	0.4	83	661	20	217
Route 10	Indio - CSUSB - San Bernardino - Metrolink	3,856	4,327	29,920	30,106	19.2	0.2	23	2,145	13	357
Route 14	Thousand Palms - Westfield Palm Desert		3,558		10,806	6.3	0.4	101	335	18	56
Route 200 SB	Palm Springs High School AM Tripper	189	184	1,458	1,294	13.1	0.6	1	5	2	3
Route 500 SB	Westfield Palm Desert PM Tripper	241	75	1,218	527	3.8	0.6	-	14	-	1
Route 700 SB/NB	Harris / Washington - Calle Madrid / Ave Vallejo AM Tripper	493	686	2,350	3,254	19.9	1.3	2	12	-	-
Route 701 SB/NB	Harris / Washington - Calle Madrid / Ave Vallejo PM Tripper	1,462	462	7,612	5,244	39.6	2.6	1	10	2	7
Route 800 NB	Shadow Hills High School AM Tripper	9,750	7,740	50,260	55,703	113.8	5.3	21	99	74	88
	Fixed Route Total	**245,422**	**248,019**	**2,037,251**	**1,993,882**			**7,668**	**62,649**	**1,826**	**13,418**
SunRide		2,451	1,973	19,763	16,440						
Taxi Voucher		120	129	1,226	1,246						
SunDial		9,712	8,708	83,800	75,434						
	System Total	**257,705**	**258,829**	**2,142,040**	**2,087,002**						
		Mar-25	**Mar-26**								
	Weekdays:	21	22								
	Saturdays:	5	4								
	Sundays:	5	5								
	Total Days:	**31**	**31**								

Mobile Ticketing contributed with 54,867 rides, the total for March 2026 includes 141 paratransit mobile tickets.

Back to Top

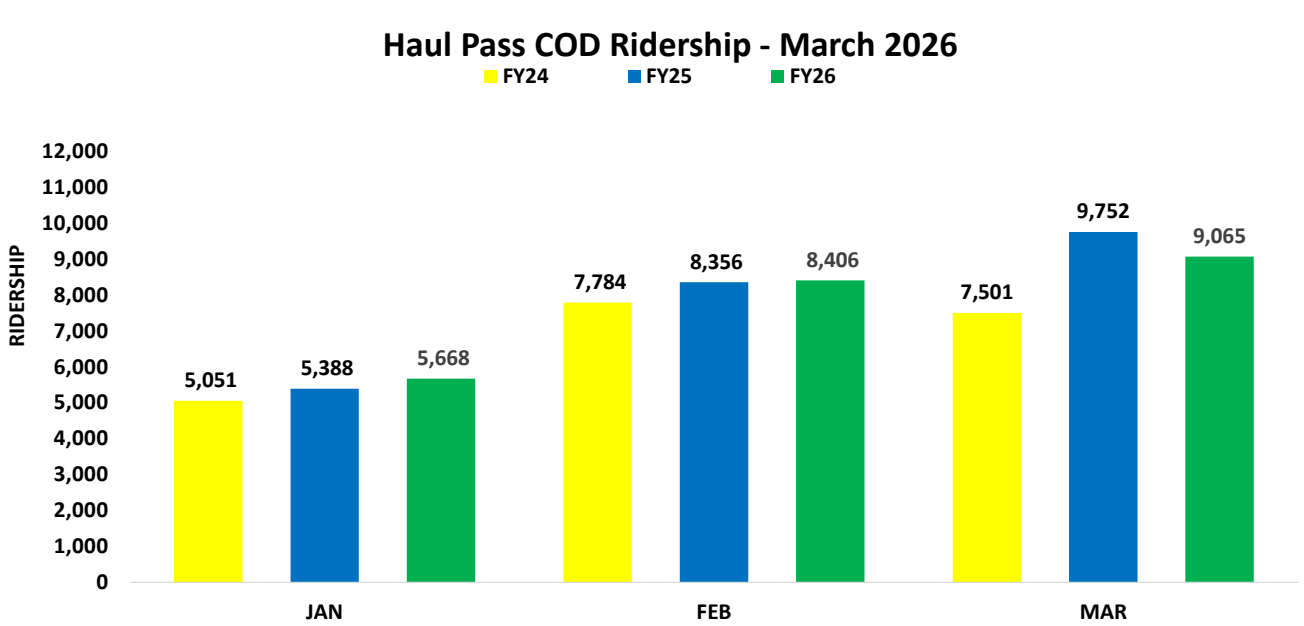

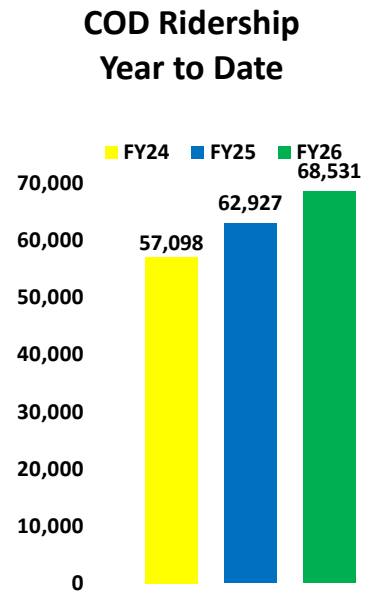

The Haul Pass program was introduced in August 2018.
This chart represents monthly ridership on the Haul Pass COD.
Due to technical issues, only Mobile Ticket (Token Transit) ridership is represented in FY 2026 COD ridership figures.
COD moved over to Token Transit & 31 Day University Paper Pass as of June 3, 2024.

Back to Top

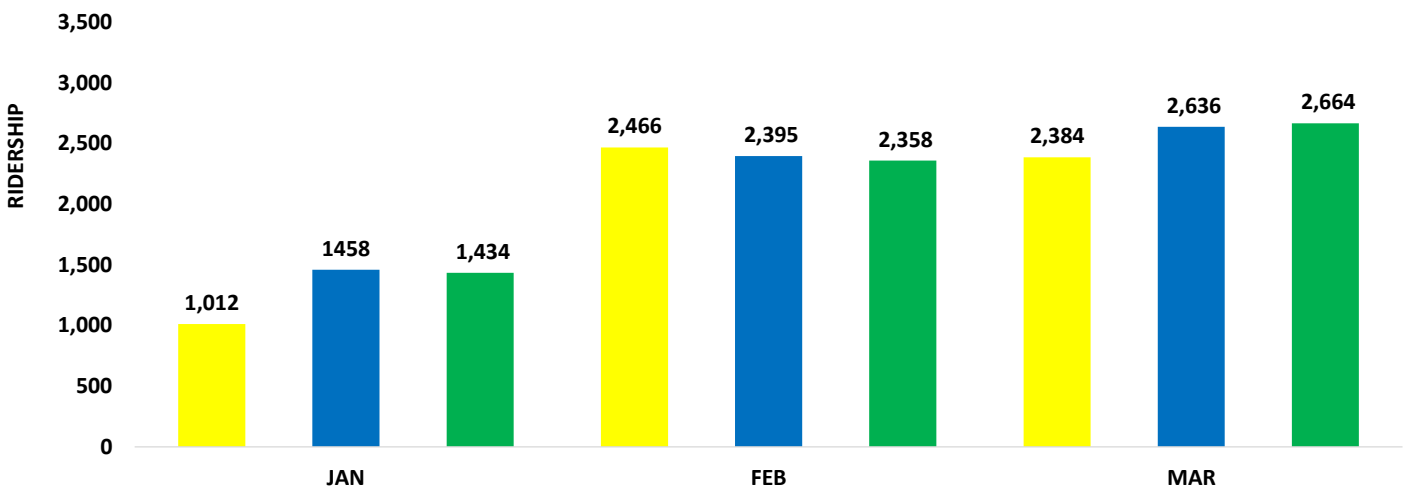

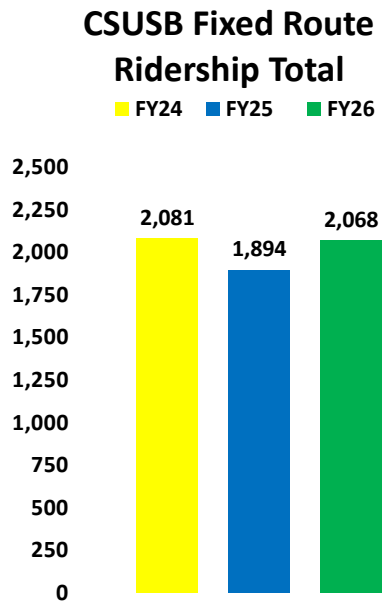

The Haul Pass CSUSB program was introduced in September 2019.
This chart represents monthly ridership on the Haul Pass CSUSB.
Due to ongoing technical issues, FY2026 CSUSB ridership figures shown above are estimates calculated using historical data.

Back to Top

High School Haul Pass - March 2026

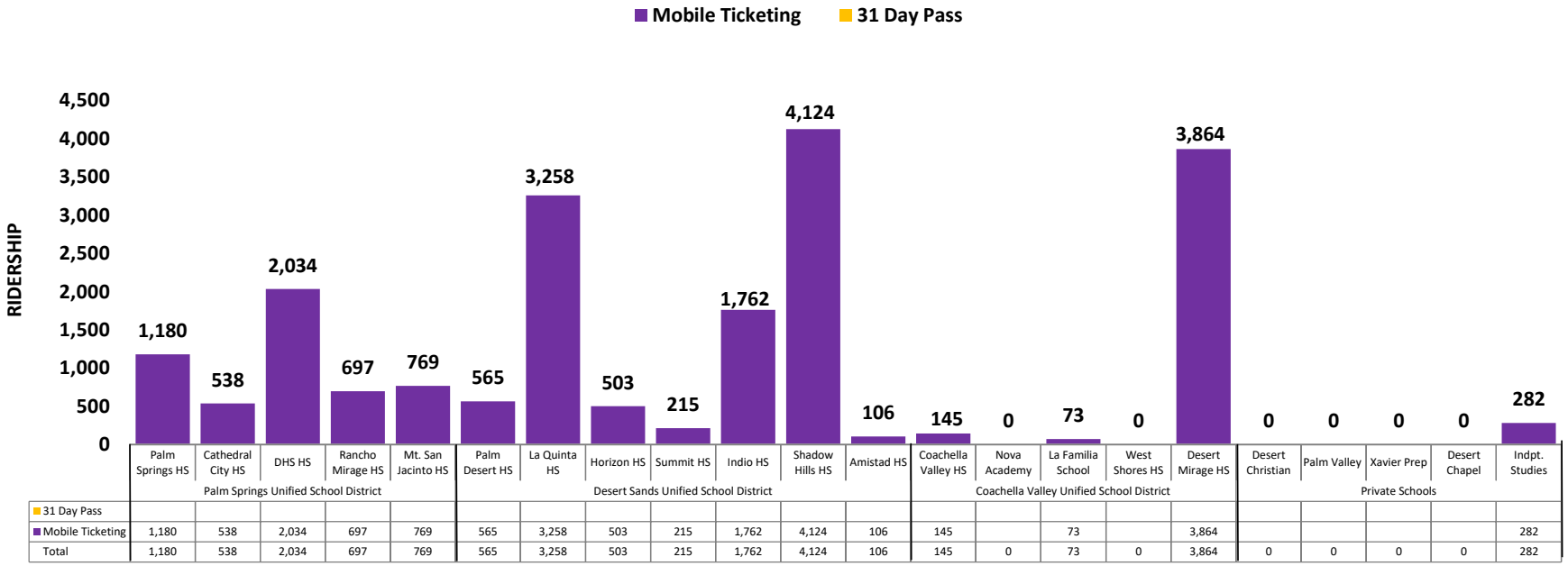

	Palm Springs HS	Cathedral City HS	DHS HS	Rancho Mirage HS	Mt. San Jacinto HS	Palm Desert HS	La Quinta HS	Horizon HS	Summit HS	Indio HS	Shadow Hills HS	Amistad HS	Coachella Valley HS	Nova Academy	La Familia School	West Shores HS	Desert Mirage HS	Desert Christian	Palm Valley	Xavier Prep	Desert Chapel	Indpt. Studies
	Palm Springs Unified School District					Desert Sands Unified School District							Coachella Valley Unified School District					Private Schools				
31 Day Pass																						
Mobile Ticketing	1,180	538	2,034	697	769	565	3,258	503	215	1,762	4,124	106	145		73		3,864					282
Total	1,180	538	2,034	697	769	565	3,258	503	215	1,762	4,124	106	145	0	73	0	3,864	0	0	0	0	282

The High School Haul Pass program was introduced in August 2021.
This chart represents a monthly combination of Mobile Ticketing and 31 Day Pass ridership by school for the High School Haul Pass.

Back to Top

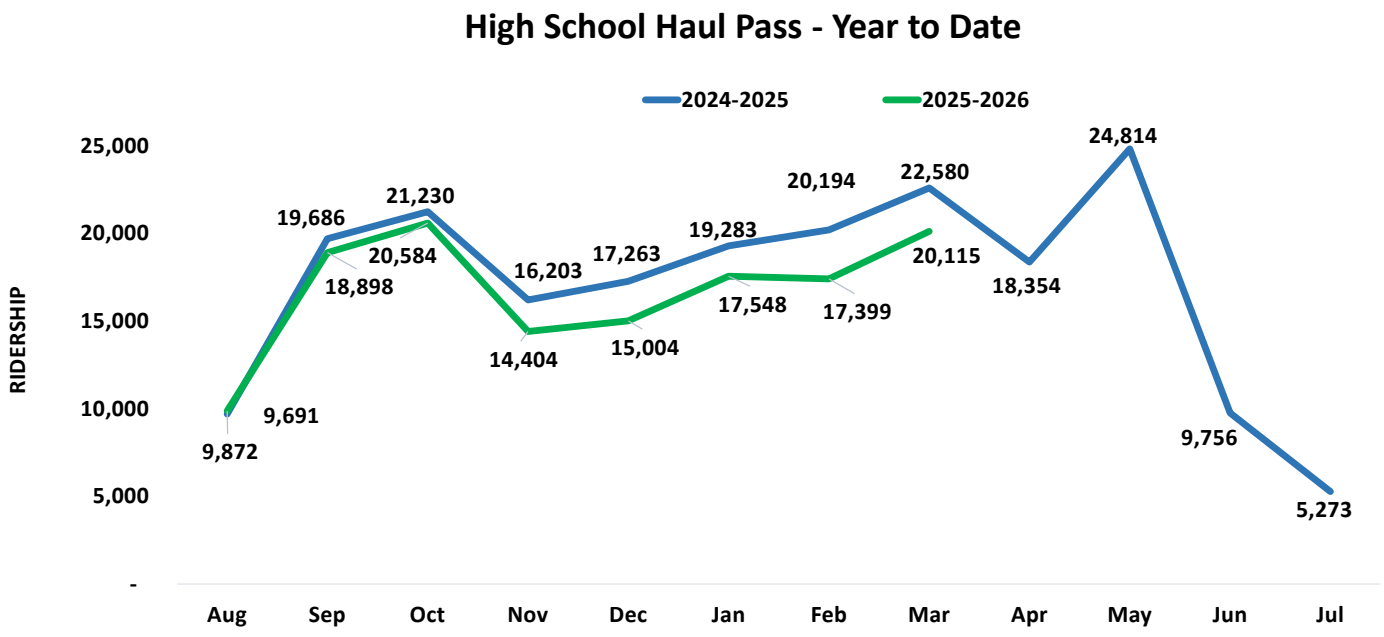

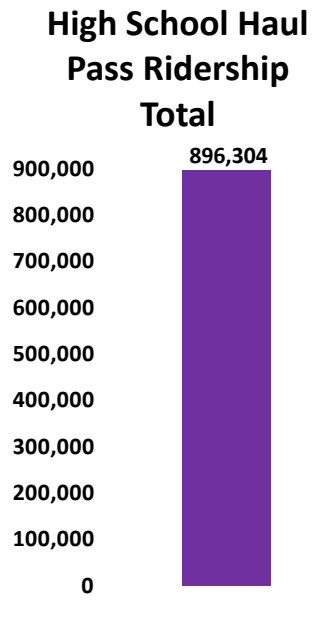

The High School Haul Pass program was introduced in August 2021.
This chart represents monthly ridership comparison for the High School Haul Pass and total ridership since program introduction.

Back to Top

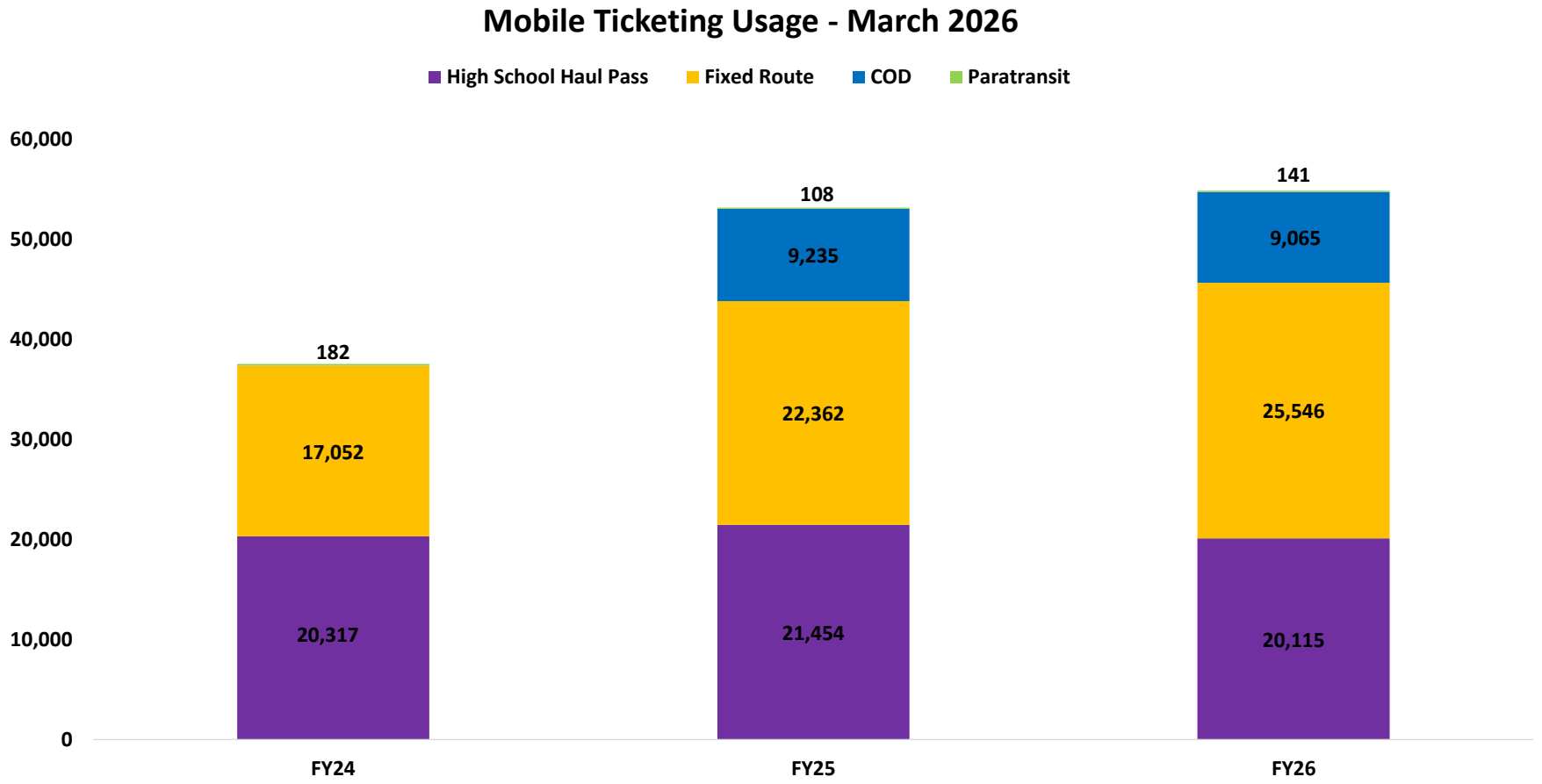

This chart represents all monthly mobile ticketing usage by catergory based on the Token Transit app data.
Mobile Ticketing was introduced for COD in June 2024.

Back to Top

SunLine Transit Agency

Item 9G

Board Report

May 27, 2026

AGENDA ITEM: ACTION - CONSENT CALENDAR

TO: Finance/Audit Committee/Committee of the Whole
Board of Directors

FROM: Anthony R. Parham Sr., Paratransit Operations Manager

SUBJECT: Acceptance of SunDial Operational Notes for March 2026

Recommendation:

Recommend that the Board of Directors (Board) approve SunDial Operational Notes for March 2026.

Background:

Due to ongoing bus technology upgrades, on-time performance (OTP) reporting will be temporarily paused to ensure data accuracy during system testing and calibration. Reporting will resume once the new system is fully implemented and validated.

The total number of trips for the month of March 2026 was 8,263, which is a decrease of 965 trips or 10.5% when compared to March 2025. The total number of passengers for the month of March 2026 was 8,708, which is a decrease of 1,004 passengers or 10.3% when compared to March 2025. Mobility device boardings for March 2026 decreased by 148 or 11.7% when compared to March 2025. During this month, the Field Supervisors conducted a total of 79 onboard inspections and 60 safety evaluations, which included pre-trip inspections and trailing evaluations. The Field Supervisors have exceeded their monthly on-board evaluation goal of 60 by 19, which is an increase of 8.2% when compared to March 2025. Similarly, they also met the safety evaluation goal of 60, this reflects a 22.0% decline from March 2025.

Back to Top

Financial Impact:

There is no financial impact associated with this item.

Strategic Priority:

Service Reliability: Our commitment to service reliability centers on building ridership trust by delivering a seamless transit experience and being there when we say we're going to be there.

In Collaboration with:

N/A

Approved/Reviewed by:

David Estrada, Deputy of Transit Operations
Isabel Vizcarra, Chief Transportation Officer

Attachments:

- Operational Notes - March 2026
- Total Trips vs. Late Cancellations - March 2026

Back to Top

Paratransit Operational Charts
March 2025 vs. March 2026

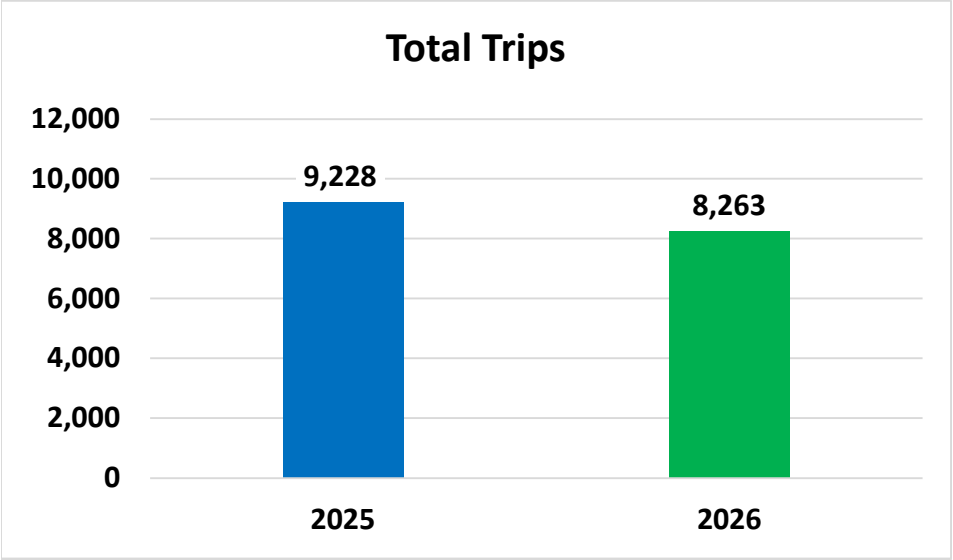

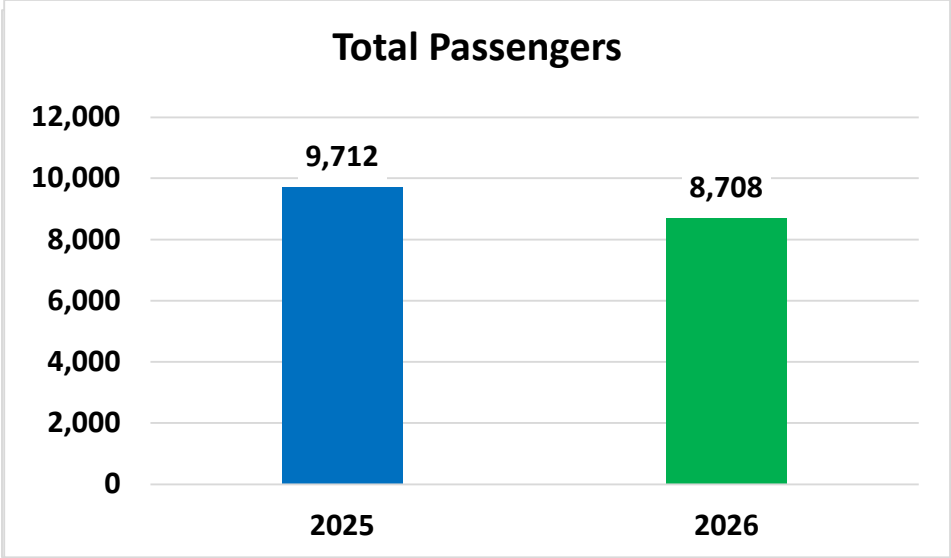

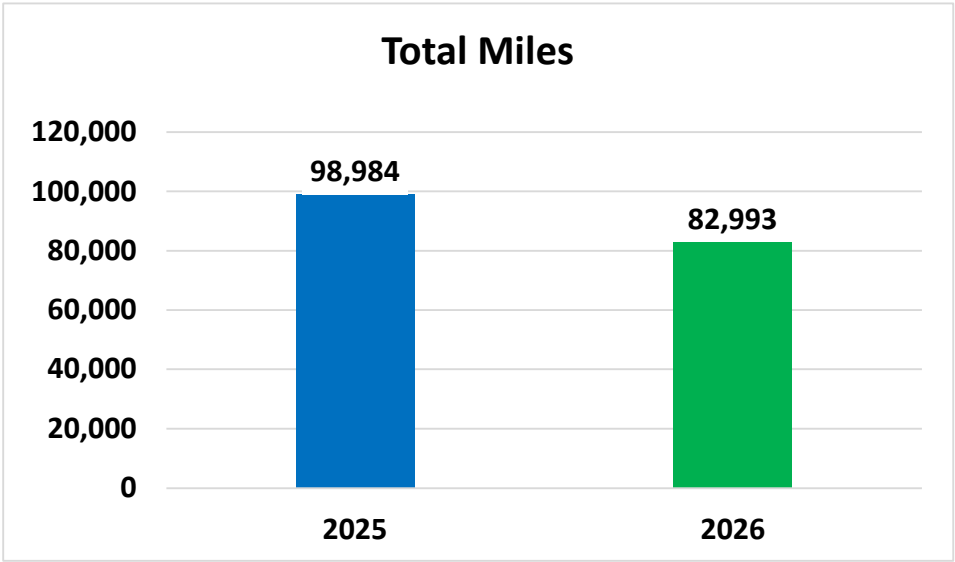

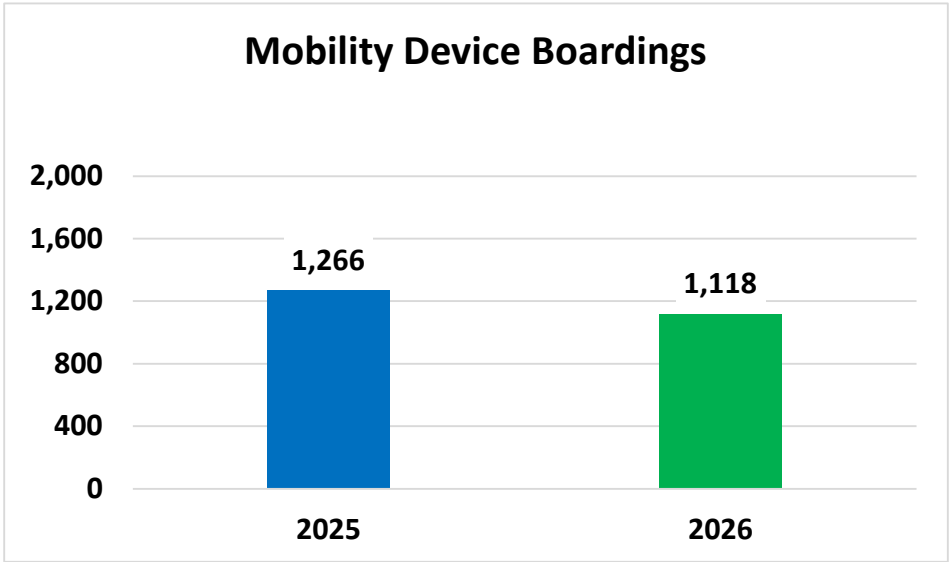

Back to Top

Paratransit Operational Charts
March 2025 vs. March 2026

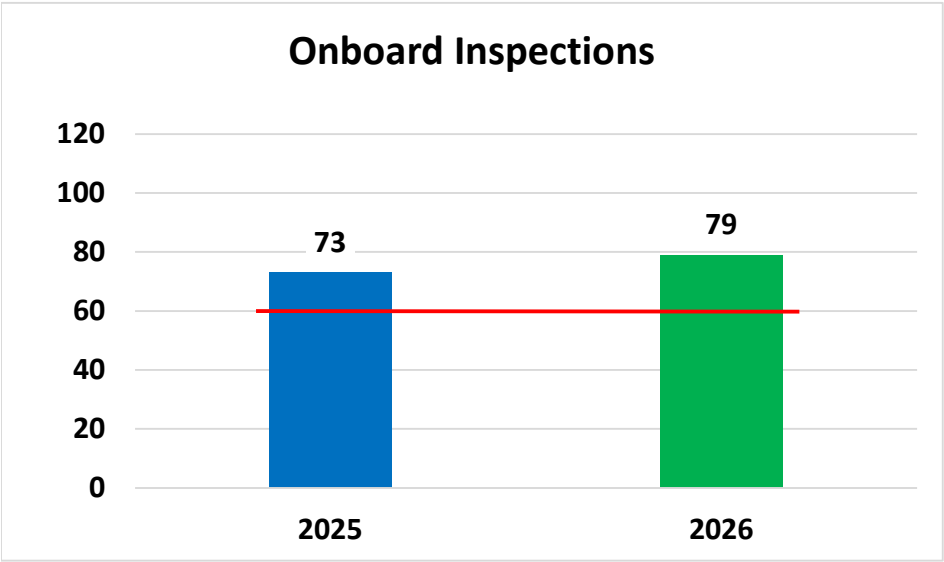

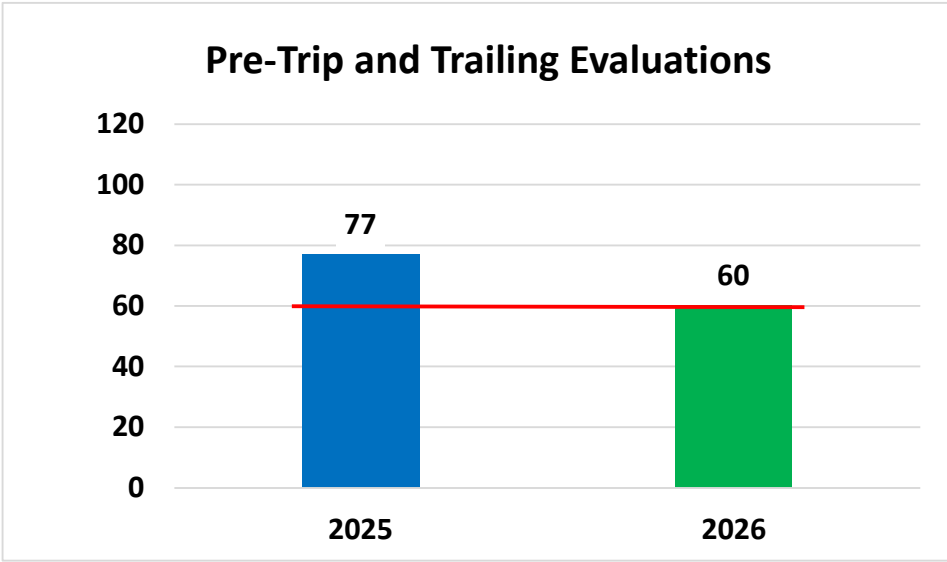

Back to Top

SunLine Transit Agency

Item 9H

Board Report

May 27, 2026

AGENDA ITEM: ACTION - CONSENT CALENDAR

TO: Finance/Audit Committee/Committee of the Whole
Board of Directors

FROM: Operations, Finance and Strategic Alignment Departments

SUBJECT: Acceptance of Metrics for March 2026

Recommendation:

Recommend that the Board of Directors (Board) approve the metrics for March 2026.

Background:

The metrics packet includes data highlighting operator absences, fixed route customer complaints, paratransit customer complaints and advertising revenue. SunRide performance includes system-wide metrics, trip booking method and geo-fence metrics for Desert Hot Springs/Desert Edge, Palm Desert, Coachella, Mecca/North Shore, Indio, Cathedral City, La Quinta and Palm Springs.

SunRide

March Ridership:

- Total Ridership: 1,973 passengers – increase of 13% compared to 1,748 passengers in February 2026.
- Cathedral City: 153 passengers – decrease of 7% in ridership compared to 164 passengers in February 2026.
- Coachella: 105 passengers – increase of 12% in ridership compared to 94 passengers in February 2026.
- Desert Hot Springs/Desert Edge: 209 passengers – increase of 6% in ridership compared to 197 passengers in February 2026.

Back to Top

- Indio: 618 passengers – increase of 19% in ridership compared to 520 passengers in February 2026.
- La Quinta: 54 passengers – increase of 17% in ridership compared to 46 passengers in February 2026.
- Mecca/NorthShore: 58 passengers – increase of 115% in ridership compared to 27 passengers in February 2026.
- Palm Desert: 566 passengers – increase of 3% in ridership compared to 548 passengers in February 2026.
- Palm Springs: 210 passengers – increase of 38% in ridership compared to 152 passengers in February 2026.

Fixed Route

On-Time Performance:

Fixed route's on-time performance decreased from 82.27% in February 2026 to 82.63% in March 2026.

- Route 1WV did not meet its service standard goal for March due to ongoing construction on Highway 111, combined with adverse weather events mid-month.
- Route 2 did not meet its service standard goal for March due to wind/storm damage delays, increased traffic congestion, and road construction on Indian Canyon.
- Route 4 did not meet its service standard goal for March due to ongoing construction at South Palm Canyon, inclement weather, road closures, and increased seasonal traffic.
- Route 5 did not meet its service standard goal for March due to traffic delays along Palm Drive, ongoing construction delays in Palm Desert, and increased freeway traffic caused by inclement weather.
- Route 14 did not meet its service standard goal for March due to recurring signal and traffic delays at the Shopper's Lane/Interstate 10 interchange.

Late and Early Departures:

- Late departures decreased by 0.44% in March compared to February.
- Early departures increased by 0.08% in March compared to February.

Workforce:

- For the month of March, 21% of SunLine's fixed route operator workforce was absent when compared to March 2025 at 21%.

- For the month of March, workforce was at a total of 131 operators when compared to March 2025 at 127 operators.

Financial Impact:

There is no financial impact associated with this item.

Strategic Priority:

Service Reliability: Our commitment to service reliability centers on building ridership trust by delivering a seamless transit experience and being there when we say we're going to be there.

In Collaboration with:

N/A

Approved/Reviewed by:

Luis Garcia, Chief Financial Officer
Isabel Vizcarra, Chief Transportation Officer
Greg Wildman, Chief of Strategic Alignment

Attachments:

- Fixed Route On-Time Performance, Early and Late Departure by Route
- Paratransit Total Trips vs. Late Cancellations
- Operator Absences by Type
- Fixed Route and Paratransit Customer Complaints
- Advertising Revenue
- SunRide System-Wide and Geo-Fence Metrics

Back to Top

Fixed Route On Time Performance Metrics for March 2026

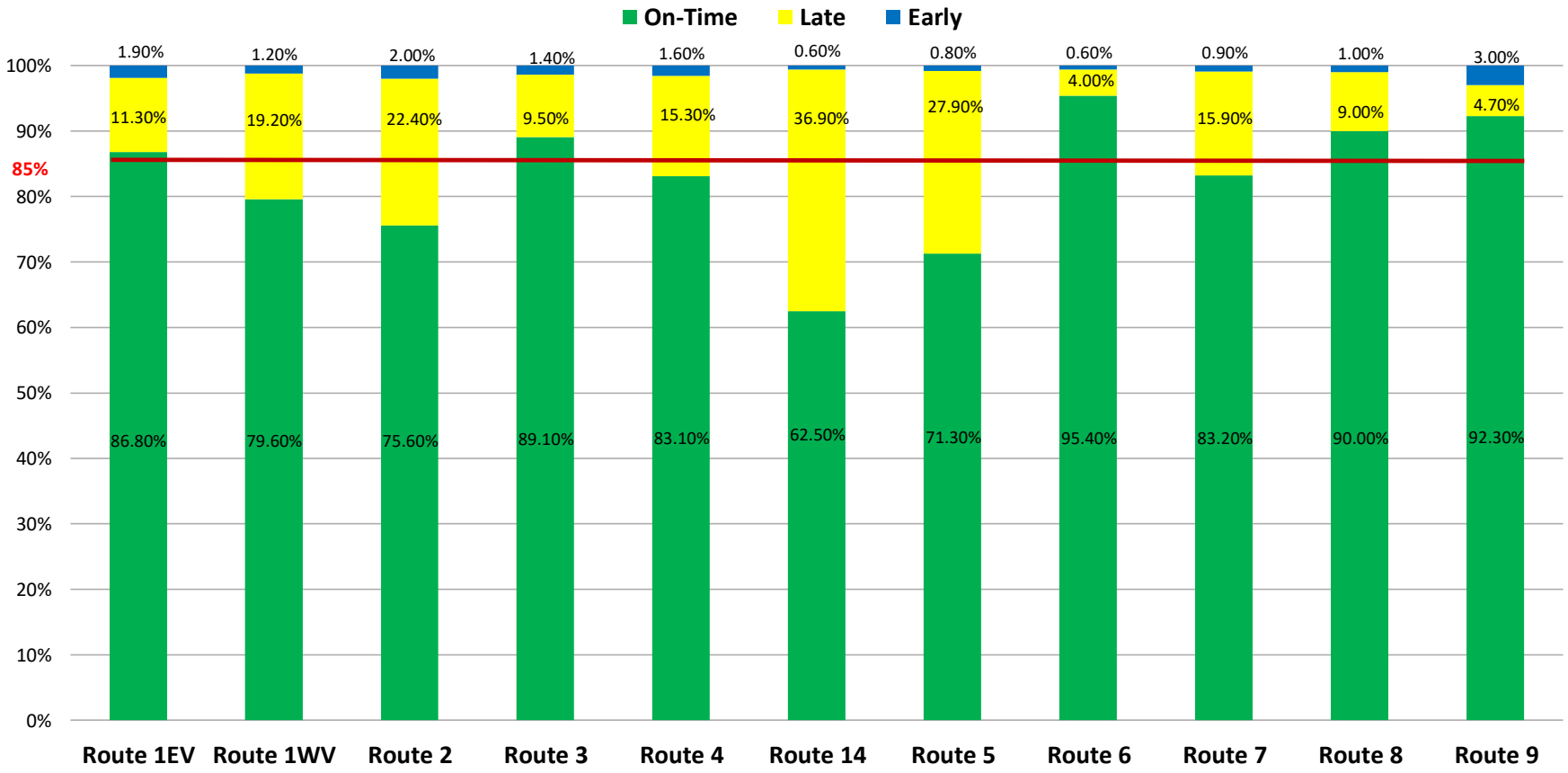

Goal: Early trips ≤ 0, Late Trips below 15%, On-Time Performance Goal of 85%.
System wide: Early:1.36% **Late:** 16.01% **On Time:** 82.63%
Total Monthly Scheduled Stops for March: 47,146.
*Note: Metrics are calculated using Swiftly Suite at timepoints only: -1 Minute (Early) to +5 Minute (Late) for OTP Trips.

Back to Top

Paratransit
Total Trips vs. Late Cancellations
March 2026

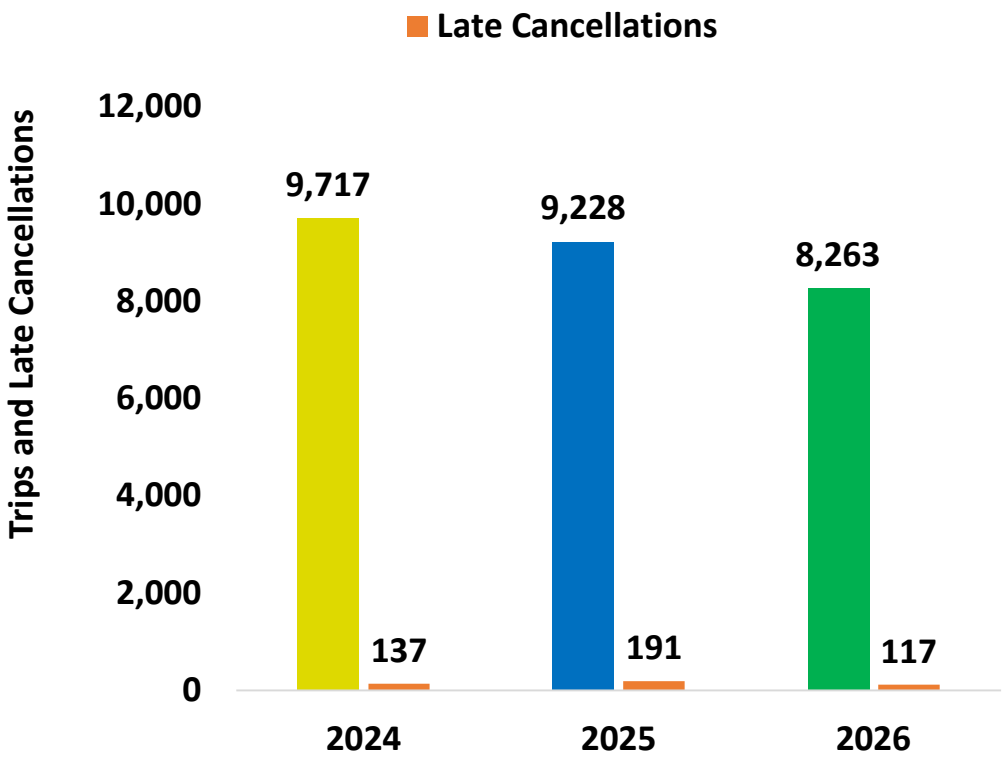

Late Cancellations by Percentage

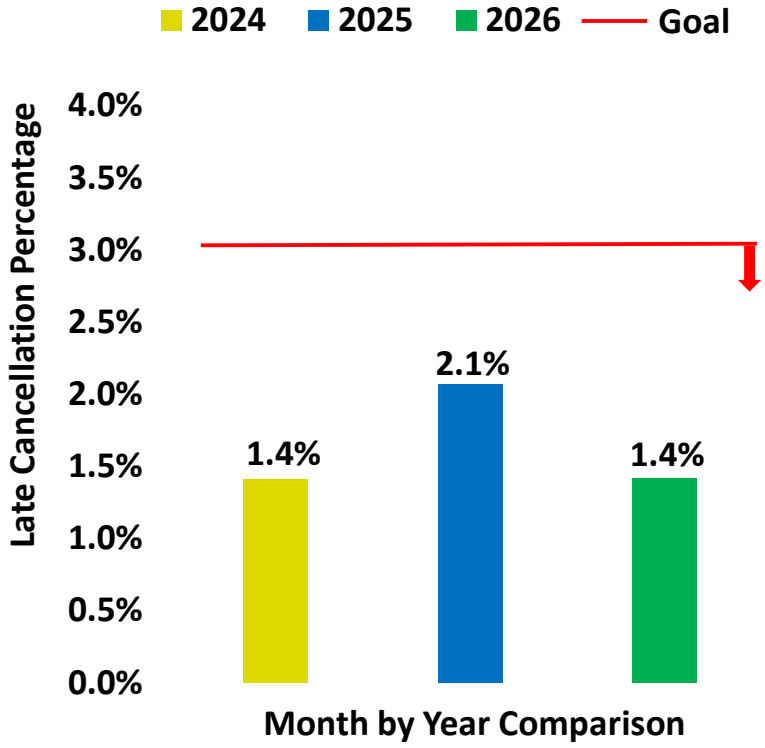

Trip: A one-way trip booked by the rider. A round trip is counted as two (2) trips.
Late Cancellation: A trip for which a rider cancels two (2) hours or less before the scheduled pick-up time.
Goal for Late Cancellations: 3% or below.
Total Trips: Total one-way trips completed.

Back to Top

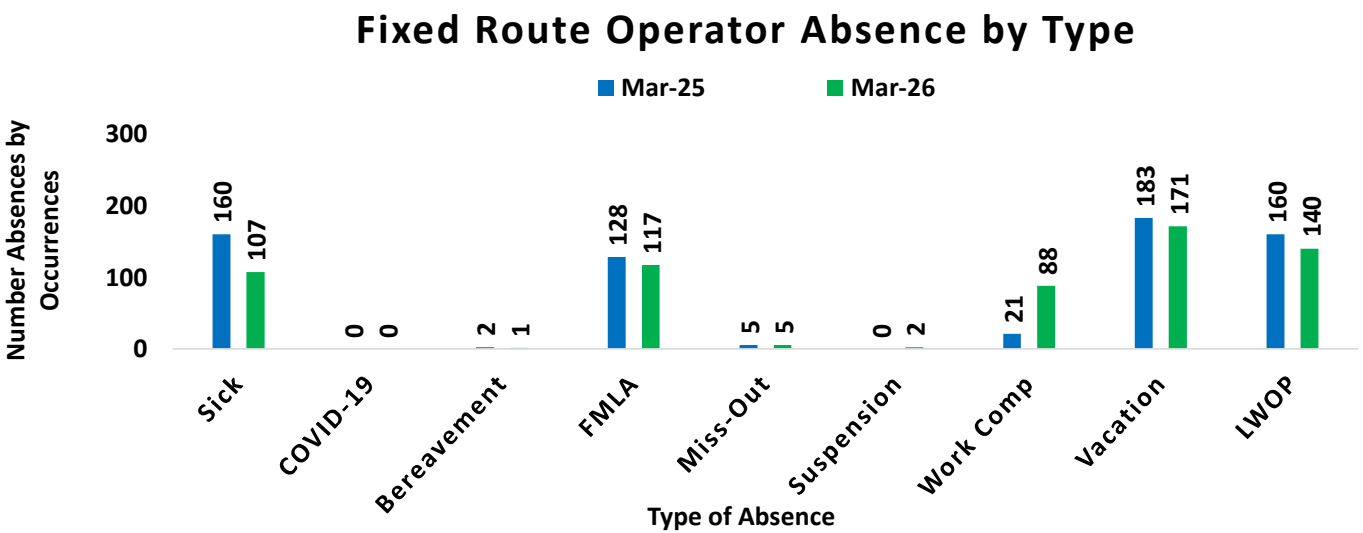

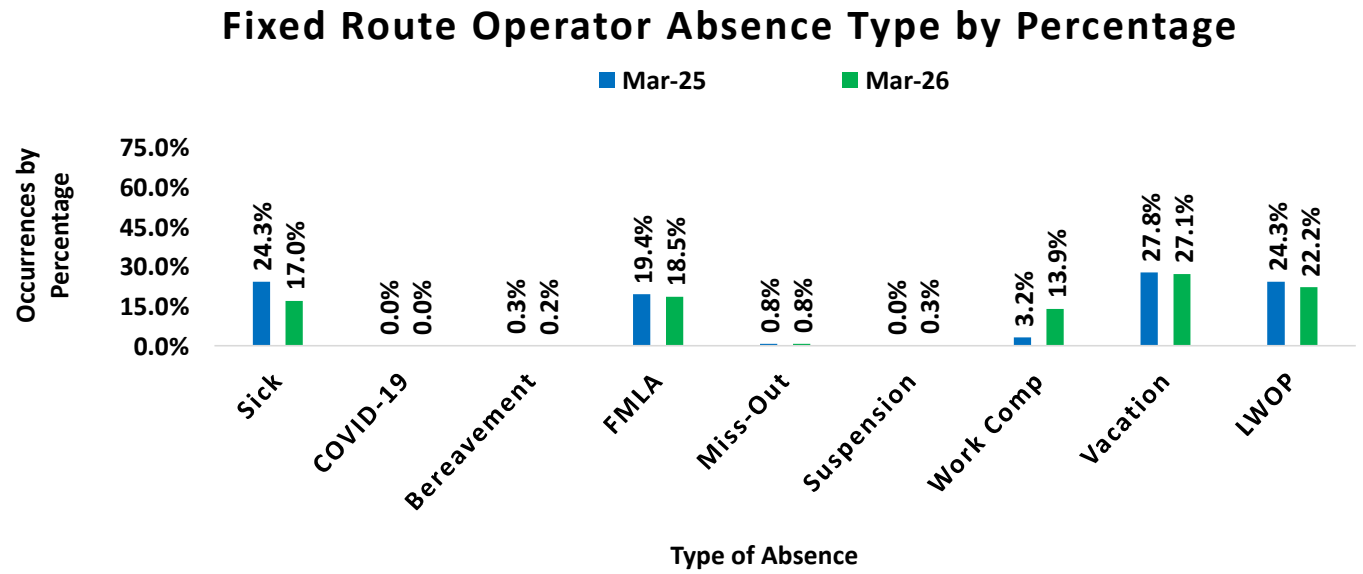

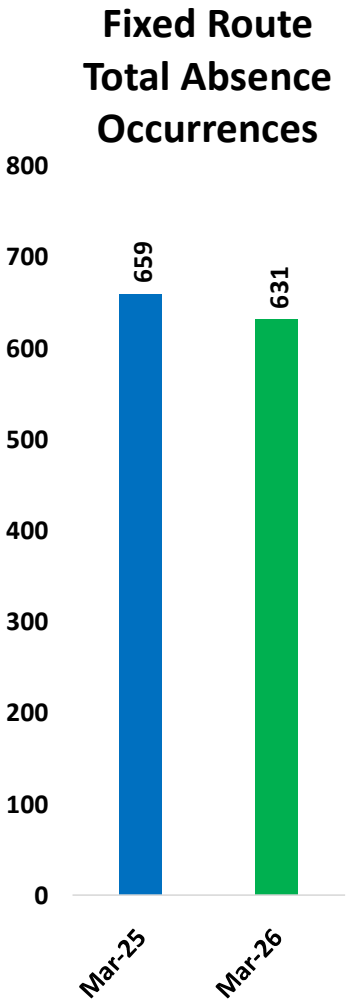

This chart includes unplanned/unscheduled and COVID-19 absences for Fixed Route drivers.
For the month of March 2026, 21% of SunLine's fixed route operator workforce was absent when compared to March 2025 at 21%.
For the month of March 2026, workforce was at a total of 131 operators when compared to March 2025 at 127 operators.

Back to Top

Fixed Route Customer Complaints March 2025 to March 2026

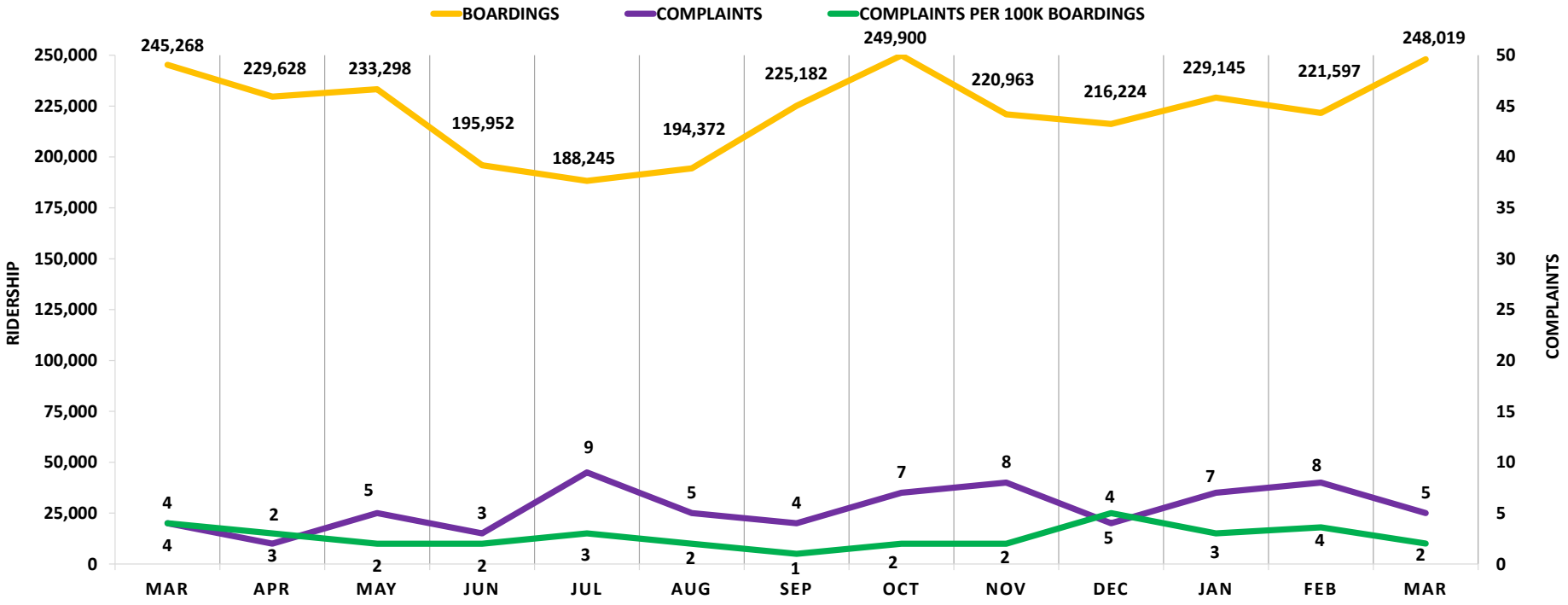

This chart represents the number of boardings and total valid complaints, as well as the number of valid complaints per 100,000 boardings for the fixed route system.

For the month of March, 99.99% of our total boardings did not receive a complaint.

Back to Top

Paratransit Customer Complaints March 2025 to March 2026

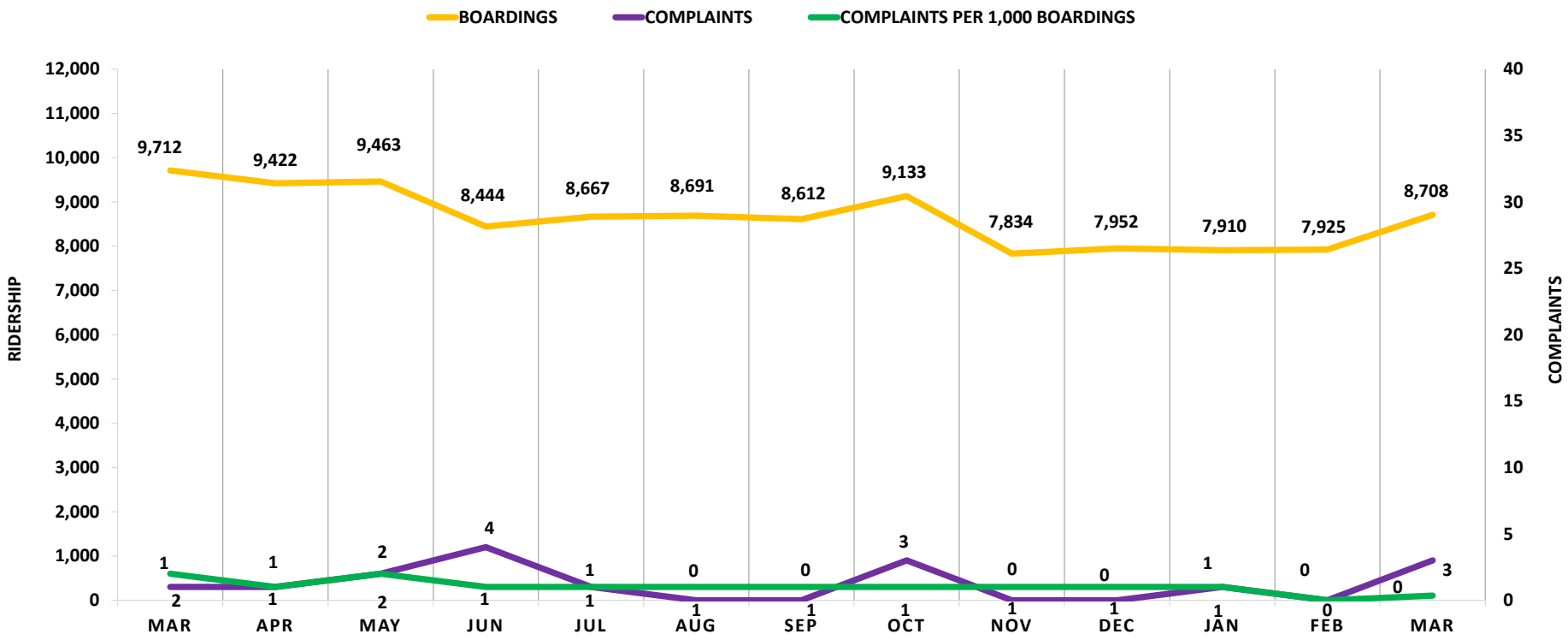

This chart represents the total number of boardings and valid complaints, as well as the number of valid complaints per 1,000 boardings for the paratansit service.

For the month of March, 99.9% of our total boardings did not receive a complaint.

Back to Top

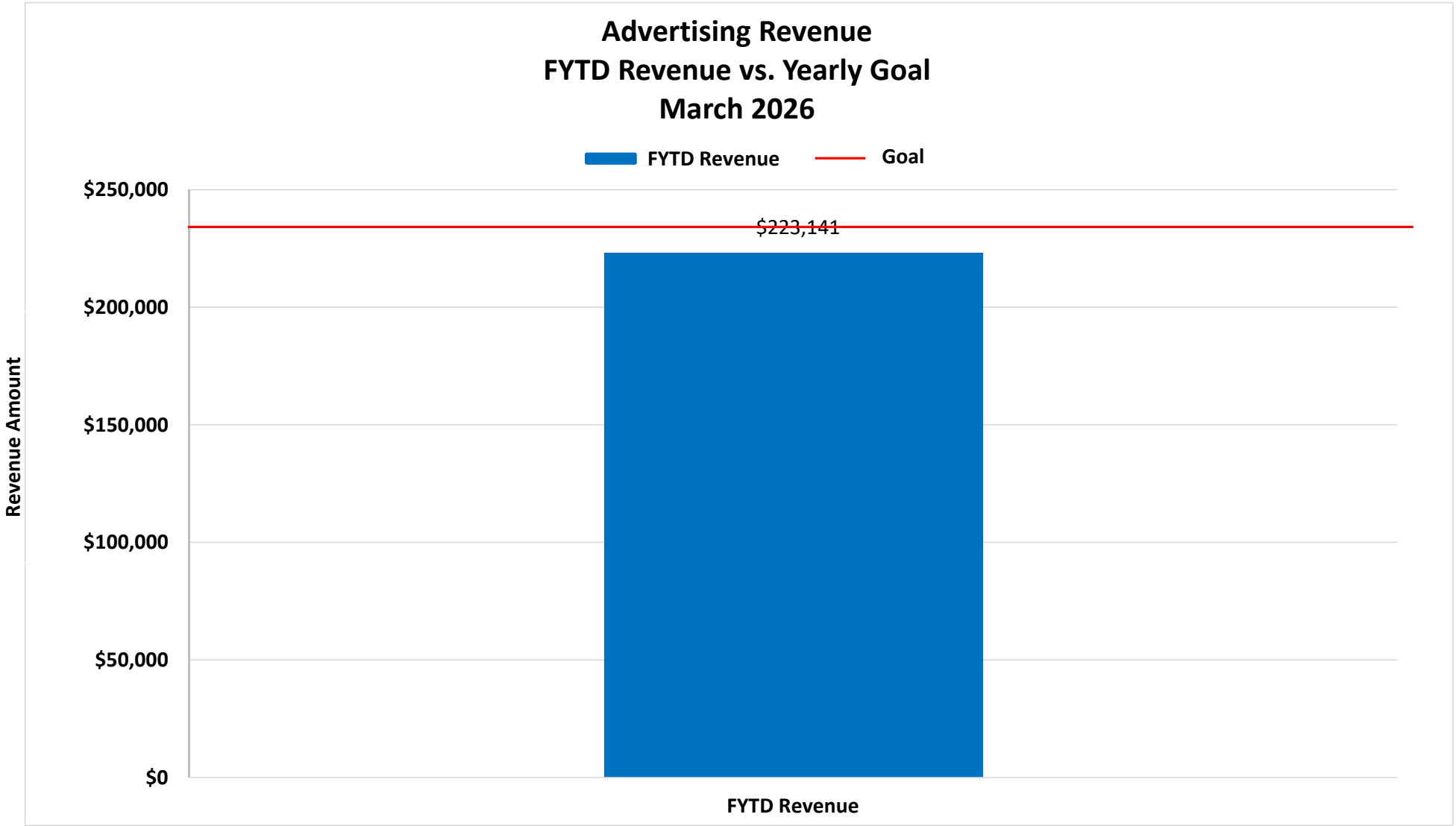

Advertising revenue tracks revenue earned for bus shelter and bus wrap advertising. The graph tracks FYTD revenue versus our yearly budget. The yearly budget for FY26 is $240,000 *(advertising revenues follow Finance Department reporting from the previous two (2) months).*

Back to Top

SunRide System-Wide Metrics
FYTD 2026

Total Completed Trips: 15,079

Total Number of Passengers: 16,440

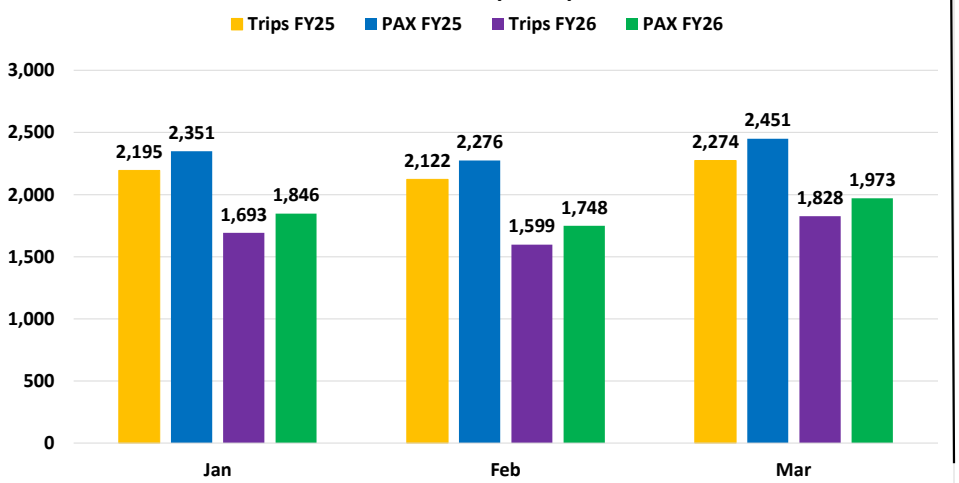

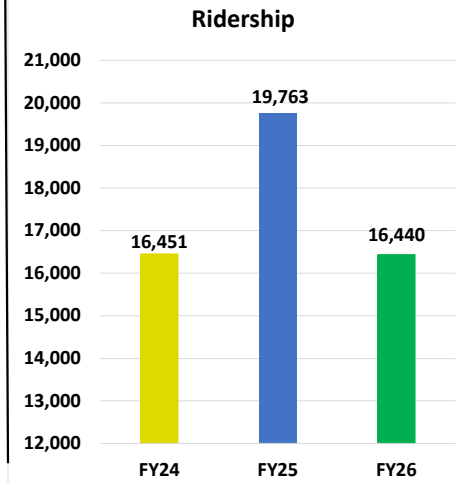

This chart compares completed trips by passengers (PAX) for the three (3) most recent months and SunRide ridership fiscal-year-to-date for FY24, FY25, and FY26

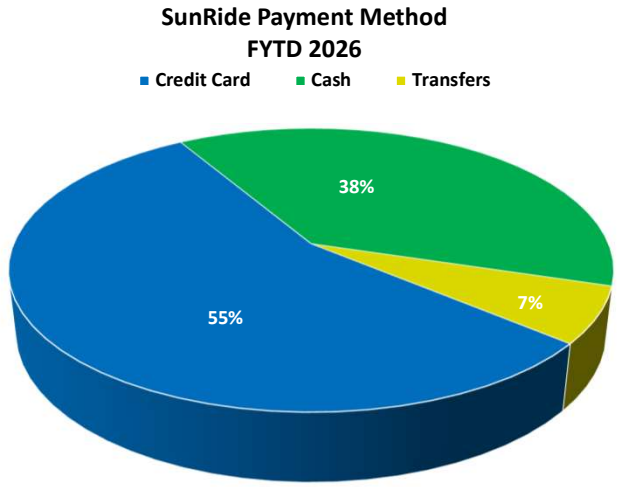

This pie chart illustrates the chosen method of payment for SunRide passengers by number and percentage of riders for fiscal year-to-date (FYTD) 2026.

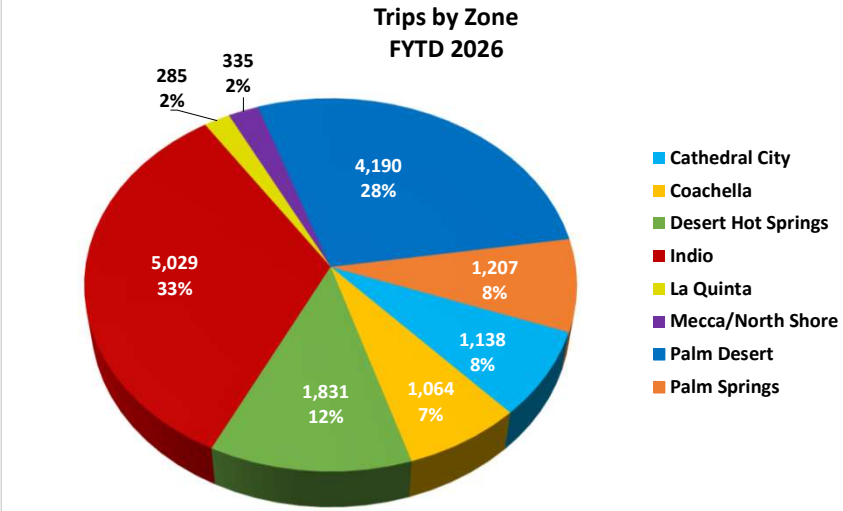

This pie chart illustrates the number and percentage of trips completed by each geo-fence zone for the fiscal year to date (FYTD) 2026.

Passengers Per Vehicle Hour in March: 2.0

Percentage of Trips System-wide as Ridesharing in February: 19%.
[Based on No. of Shared Rides for the month (345) divided by Total Trips Completed (1828].

Customer Satisfaction Rating
Avg. rider trip rating in March: 4.9
Goal: 4.5

Booking with a Rating: 504 (27.6%)

Back to Top

Cathedral City Geo-Fence Metrics
FYTD 2026

Total Completed Trips: 1,138

Total Number of Passengers: 1,215

Three Month Trips by Passengers Comparison Chart

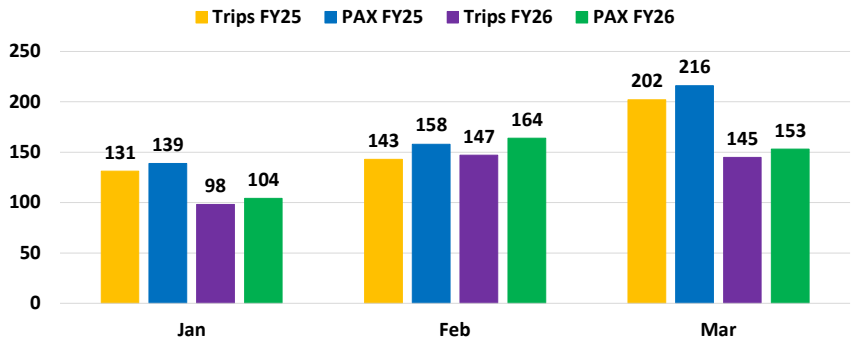

This chart compares completed trips by passengers (PAX) for the three (3) most recent months.

Trip Booking Method

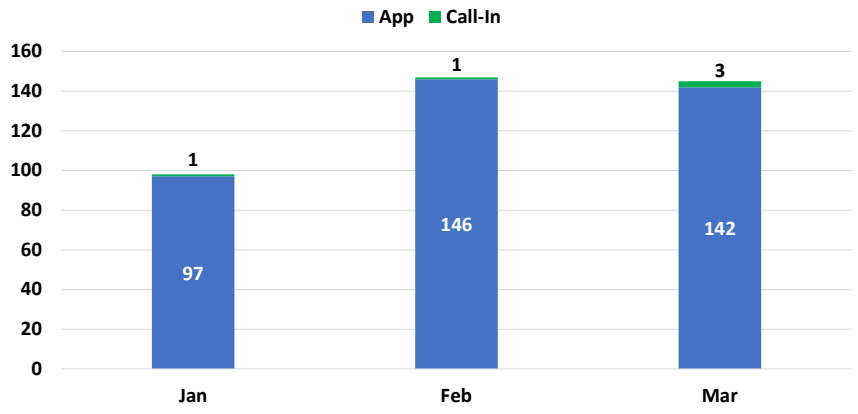

SunRide Payment Method
March 2026

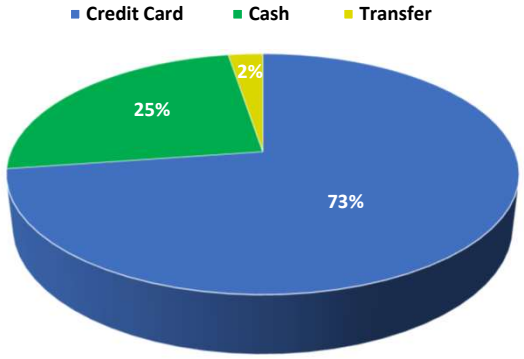

This chart illustrates the chosen method of payment for SunRide passengers.

Deviation ETA vs. Actual
0.5 minutes

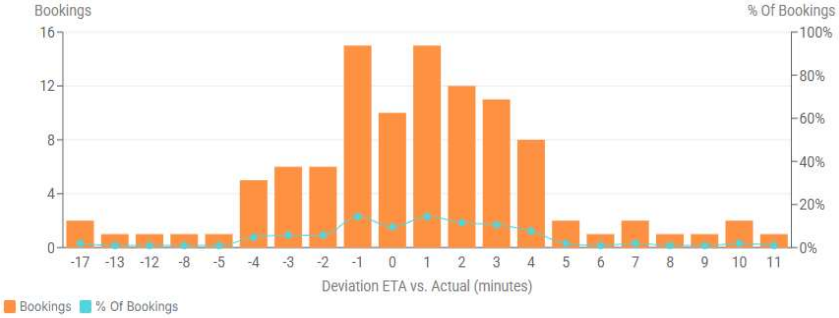

This chart illustrates rides by deviation in minutes between proposed estimated arrival time (ETA) and actual arrival at the pick up location.

Passengers Per Vehicle Hour: 2.1

Percentage of Trips as Ridesharing: 14%.
[Based on No. of Shared Rides for the month (21) divided by Total Trips Completed 145).

Customer Satisfaction Rating
Avg. rider trip rating 4.9
Goal: 4.5

EXCEEDS GOAL

Booking with a Rating:
17 (11.7%)

Back to Top

Coachella Geo-Fence Metrics
FYTD 2026

Total Completed Trips: 1,064

Total Number of Passengers: 1,115

Three Month Trip by Passenger Comparison

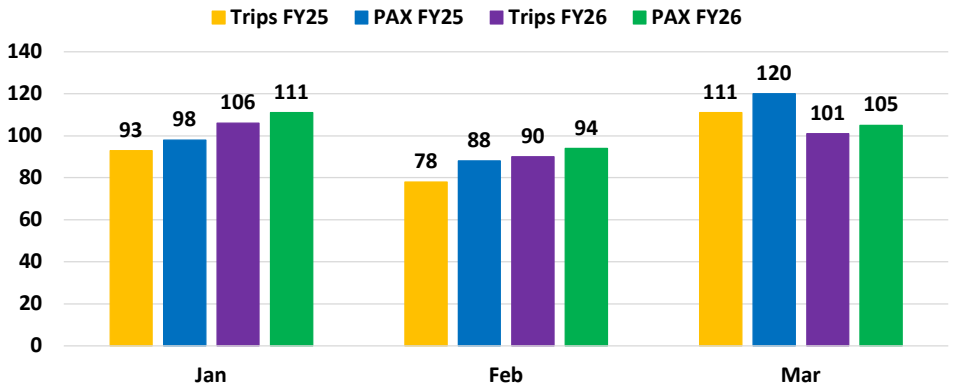

This chart compares completed trips by passengers (PAX) for the three (3) most recent months.

Trip Booking Method

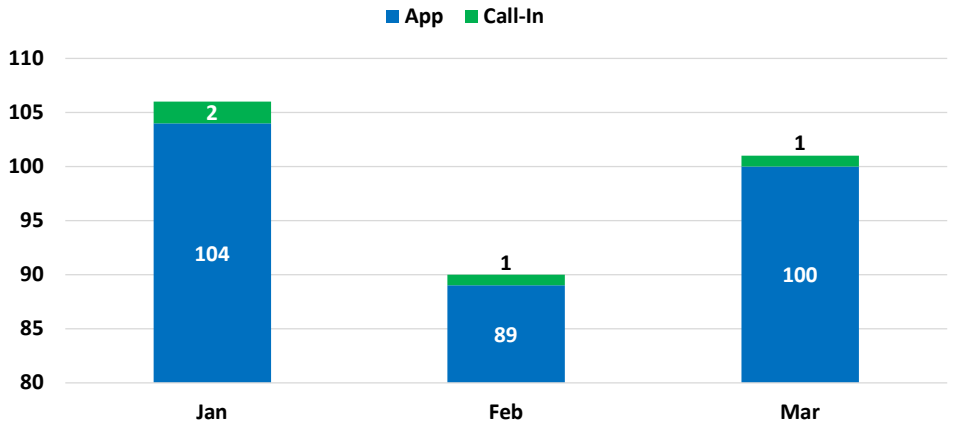

This chart illustrates rider trip booking methods for the three (3) most recent months.

SunRide Payment Method
March 2026

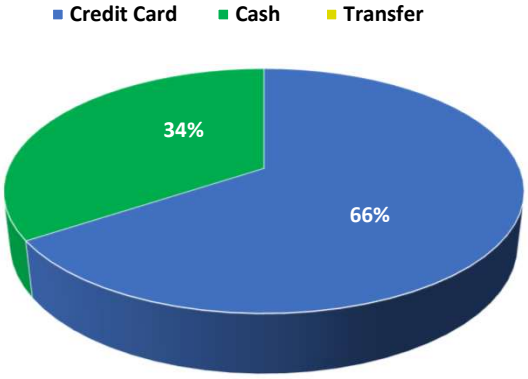

This chart illustrates the chosen method of payment for SunRide passengers.

Deviation ETA vs. Actual
0.1 minutes

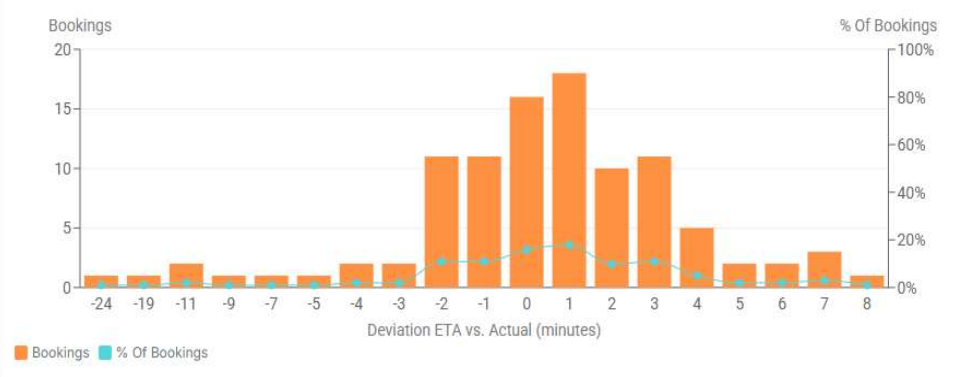

This chart illustrates rides by deviation in minutes between proposed estimated arrival time (ETA) and actual arrival at the pick up location.

Passengers Per Vehicle Hour: 2.3

Percentage of Trips as Ridesharing: 14%.
[Based on No. of Shared Rides for the month (14) divided by Total Trips Completed (101).

Customer Satisfaction Rating
Avg. rider trip rating: 5.0
Goal: 4.5

EXCEEDS GOAL!

Booking with a Rating:
43 (42.6%)

Back to Top

Desert Hot Springs/Desert Edge Geo-Fence Metrics
FYTD 2026

Total Completed Trips: 1,831

Total Number of Passengers: 2,040

Three Month Ridership Comparison

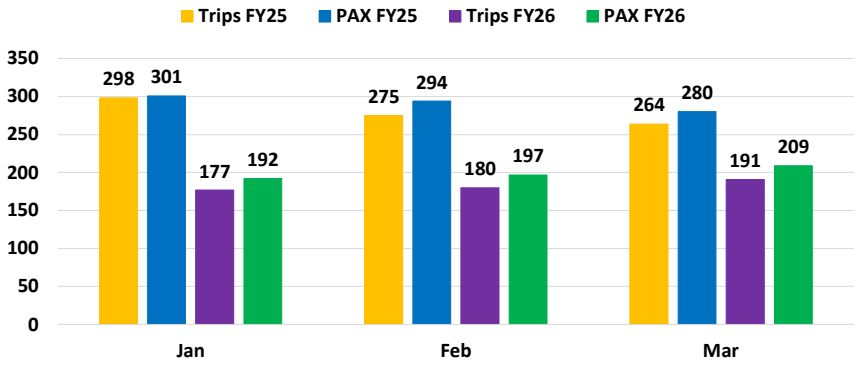

This chart compares completed trips by passengers (PAX) for the three (3) most recent months.

Trip Booking Method

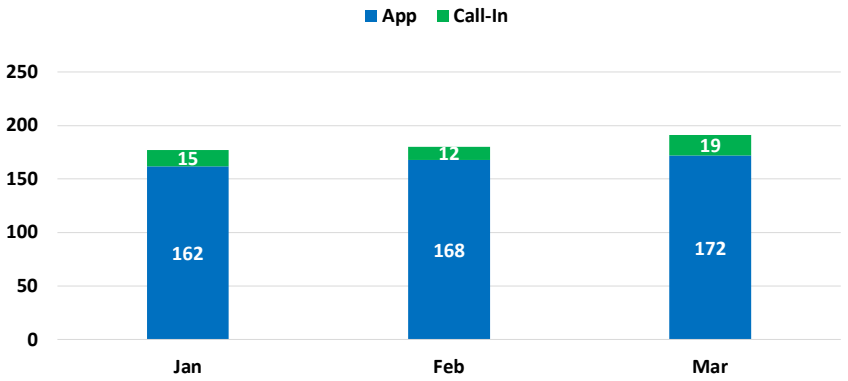

This chart illustrates rider trip booking methods for the three (3) most recent months.

SunRide Payment Method
March 2026

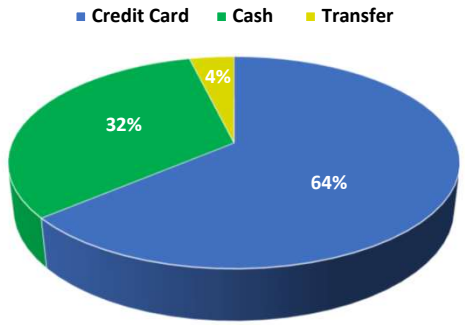

This chart illustrates the chosen method of payment for SunRide passengers.

Deviation ETA vs. Actual
-0.2 minutes

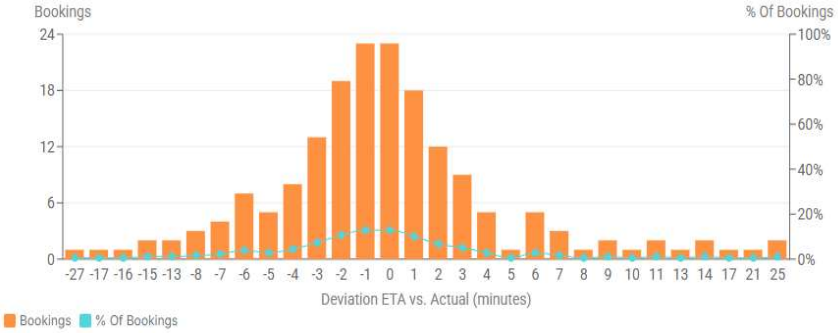

This chart illustrates rides by deviation in minutes between proposed estimated arrival time (ETA) and actual arrival at the pick up location.

Passengers Per Vehicle Hour: 1.9

Percentage of Trips as Ridesharing: Ten (10) percent.
[Based on No. of Shared Rides for the month (19) divided by Total Trips Completed (191).

Customer Satisfaction Rating
Avg. rider trip rating 4.9
Goal: 4.5

EXCEEDS GOAL

Booking with a Rating:
55 (28.8%)

Back to Top

Indio Geo-Fence Metrics
FYTD 2026

Total Completed Trips: 5,029

Total Number of Passengers: 5,657

Three Month Ridership Comparison

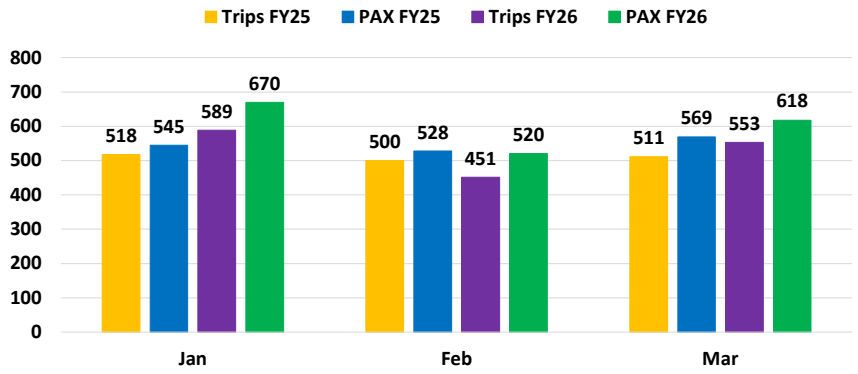

This chart compares completed trips by passengers (PAX) for the three (3) most recent months.

Trip Booking Method

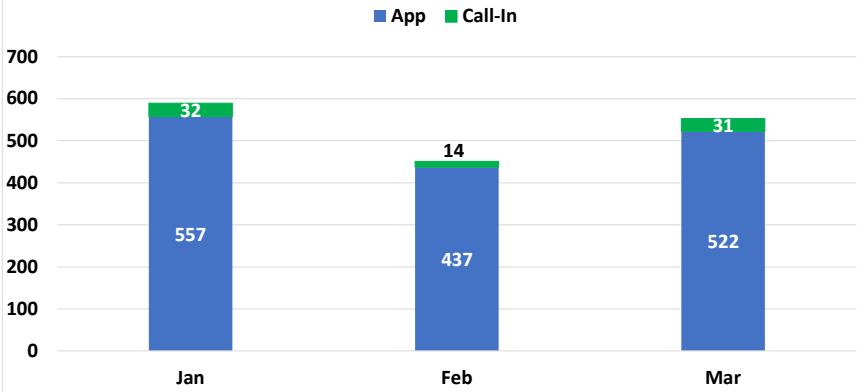

This chart illustrates rider trip booking methods for the three (3) most recent months.

SunRide Payment Method
March 2026

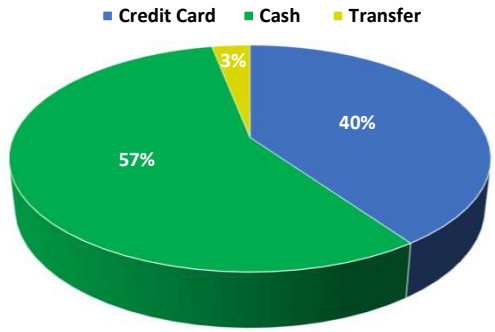

This chart illustrates the chosen method of payment for SunRide passengers.

Deviation ETA vs. Actual
0.3 minutes

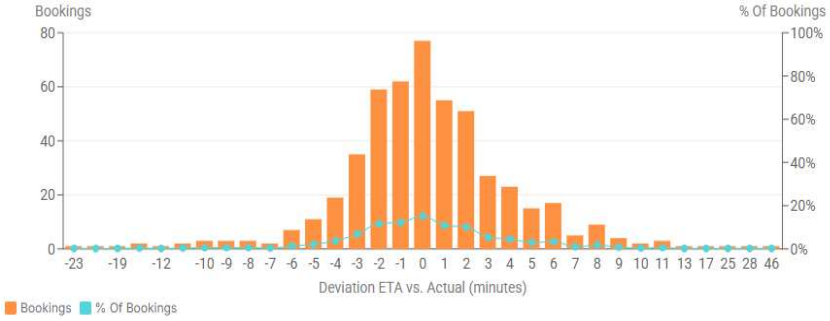

This chart illustrates rides by deviation in minutes between proposed estimated arrival time (ETA) and actual arrival at the pick up location.

Passengers Per Vehicle Hour: 2.2

Percentage of Trips as Ridesharing: 20%.
[Based on No. of Shared Rides for the month (110) divided by Total Trips Completed (553).

Customer Satisfaction Rating
Avg. rider trip rating 4.9
Goal: 4.5

EXCEEDS GOAL

Booking with a Rating:
120 (21.7%)

Back to Top

La Quinta Geo-Fence Metrics
FYTD 2026

Total Completed Trips: 285

Total Number of Passengers: 300

Three Month Ridership Comparison

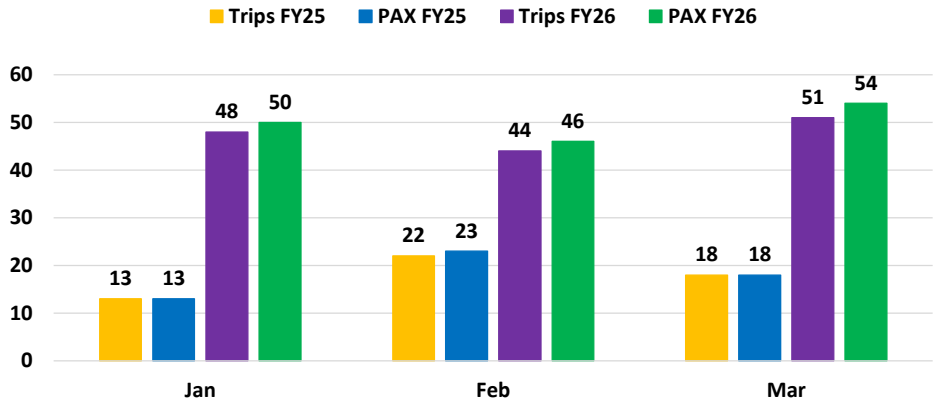

This chart compares completed trips by passengers (PAX) for the three (3) most recent months.

Trip Booking Method

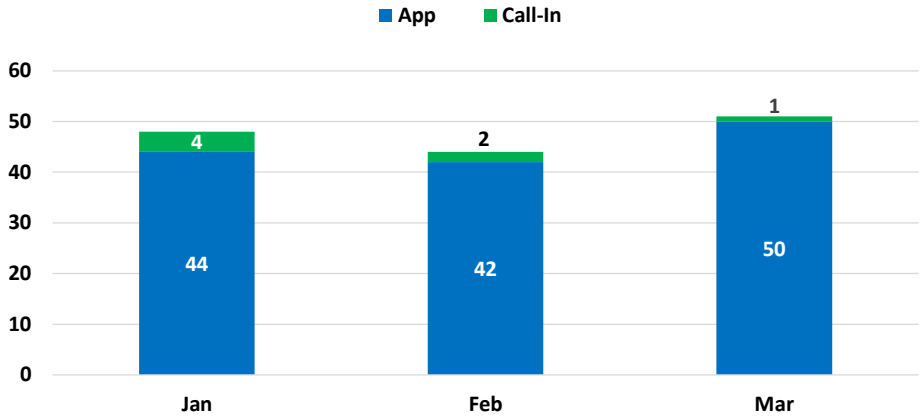

This chart illustrates rider trip booking methods for the month.

SunRide Payment Method
March 2026

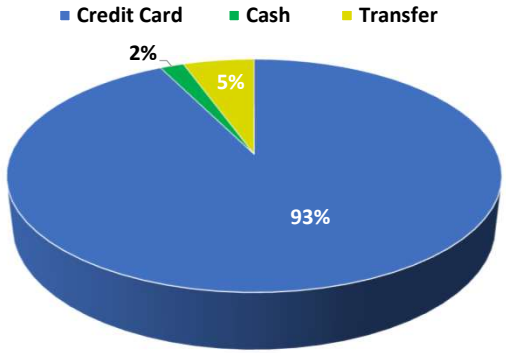

This chart illustrates the chosen method of payment for SunRide passengers.

Deviation ETA vs. Actual
0.3 minutes

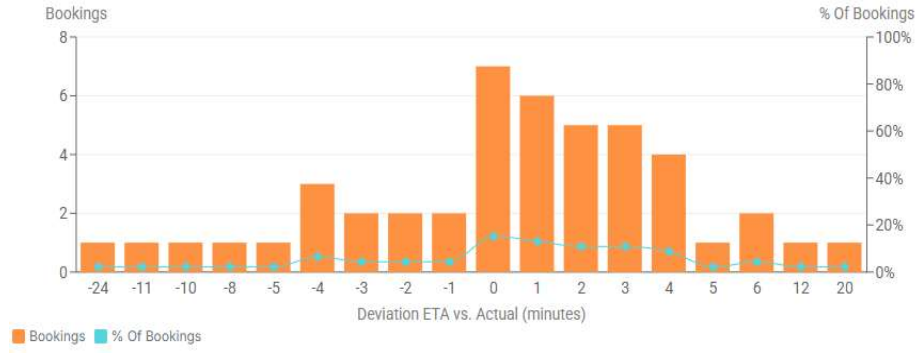

This chart illustrates rides by deviation in minutes between proposed estimated arrival time (ETA) and actual arrival at the pick up location.

Passengers Per Vehicle Hour: 1.8

Percentage of Trips as Ridesharing: Four (4) percent.
[Based on No. of Shared Rides for the month (2) divided by Total Trips Completed (51).

Customer Satisfaction Rating
Avg. rider trip rating: 5.0
Goal: 4.5

Booking with a Rating:
13 (25.5%)

Back to Top

Mecca/North Shore Geo-Fence Metrics
FYTD 2026

Total Completed Trips: 335

Total Number of Passengers: 372

Three Month Ridership Comparison

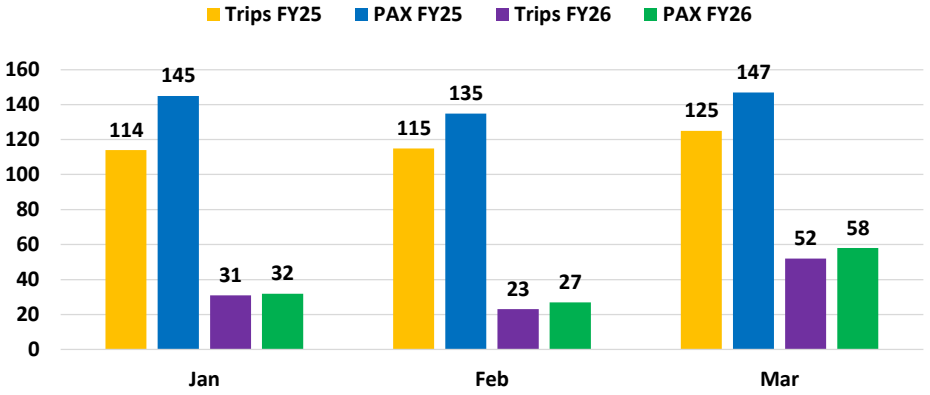

This chart compares completed trips by passengers (PAX) for the three (3) most recent months.

Trip Booking Method

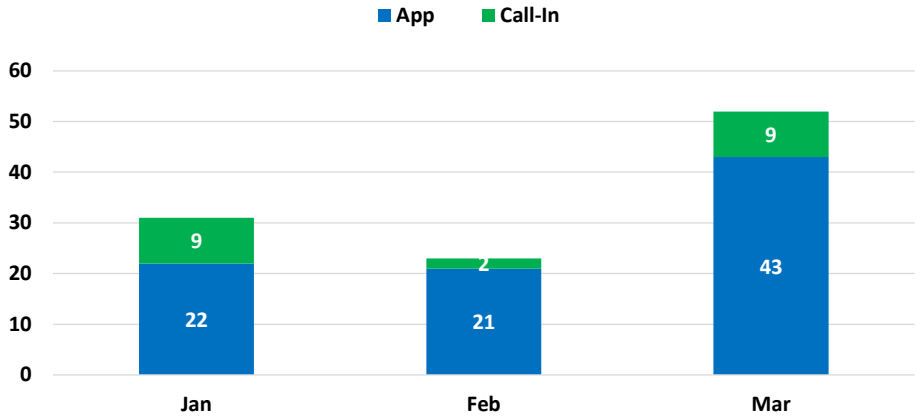

This chart illustrates rider trip booking methods for the three (3) most recent months.

SunRide Payment Method
March 2026

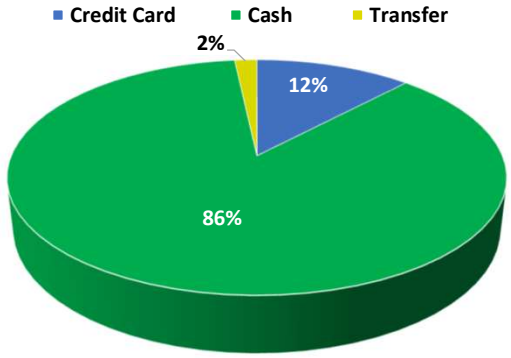

This chart illustrates the chosen method of payment for SunRide passengers.

Deviation ETA vs. Actual
0.5 minutes

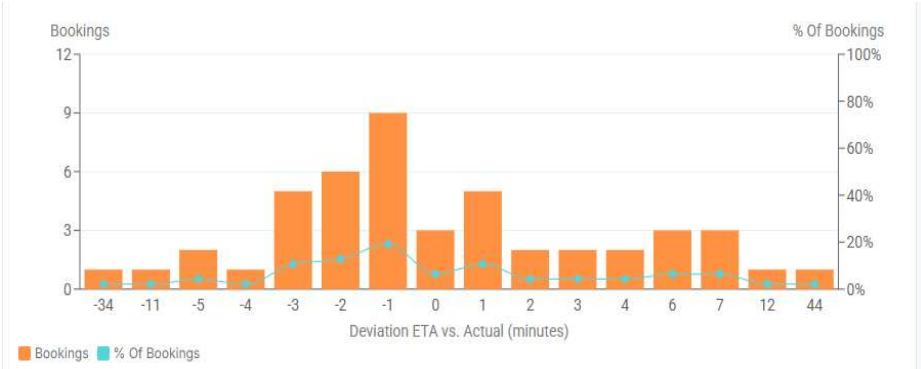

This chart illustrates rides by deviation in minutes between proposed estimated arrival time (ETA) and actual arrival at the pick up location.

Passengers Per Vehicle Hour: 1.4

Percentage of Trips as Ridesharing: 12%.
[Based on No. of Shared Rides for the month (6) divided by Total Trips Completed (52).

Customer Satisfaction Rating
Avg. rider trip rating: 5.0
Goal: 4.5

Exceeds Goal

Booking with a Rating: 9 (17.3%)

Back to Top

Palm Desert Geo-Fence Metrics
FYTD 2026

Total Completed Trips: 4,190

Total Number of Passengers: 4,362

Three Month Ridership Comparison

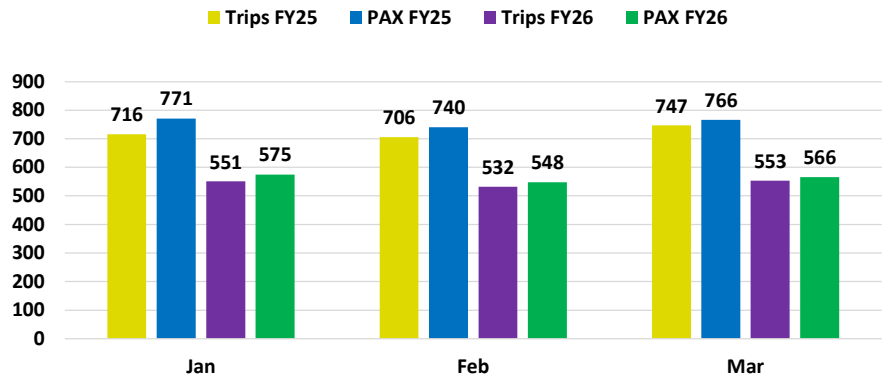

This chart compares completed trips by passengers (PAX) for the three (3) most recent months.

Trip Booking Method

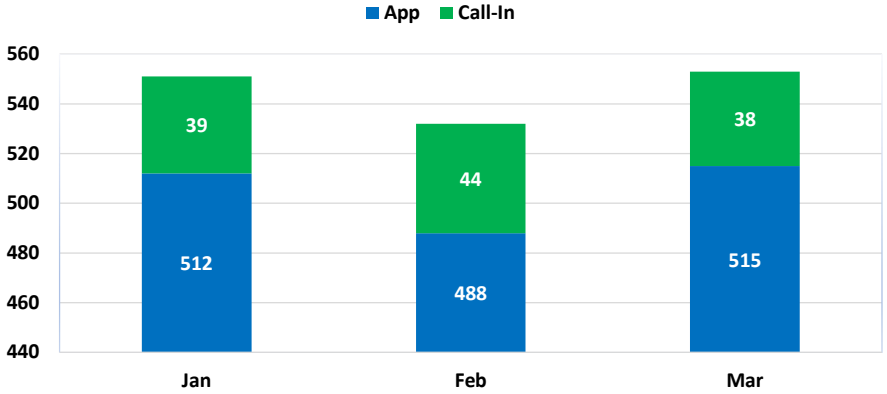

This chart illustrates rider trip booking methods for the three (3) most recent months.

SunRide Payment Method
March 2026

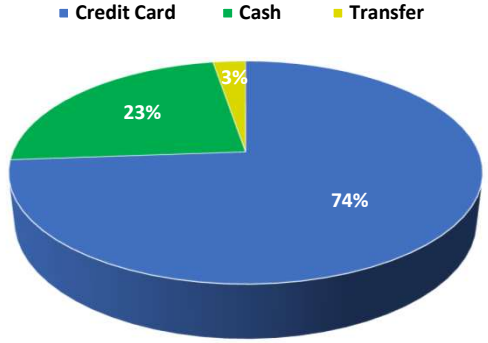

This chart illustrates the chosen method of payment for SunRide passengers.

Deviation ETA vs. Actual
-0.0 minutes

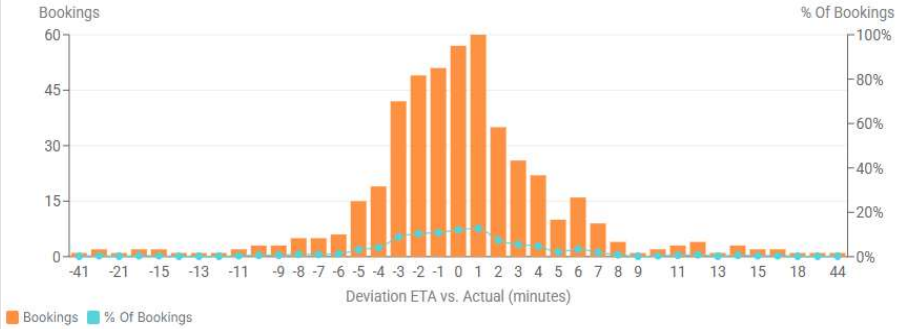

This chart illustrates rides by deviation in minutes between proposed estimated arrival time (ETA) and actual arrival at the pick up location.

Passengers Per Vehicle Hour: 2.0

Percentage of Trips as Ridesharing: 26%.
[Based on No. of Shared Rides for the month (143) divided by Total Trips Completed (553).

Customer Satisfaction Rating
Avg. rider trip rating: 4.9
Goal: 4.5

EXCEEDS GOAL!

Booking with a Rating:
174 (31.5%)

Back to Top

Palm Springs Geo-Fence Metrics
FYTD 2026

Total Completed Trips: 1,207

Total Number of Passengers: 1,379

Three Month Ridership Comparison

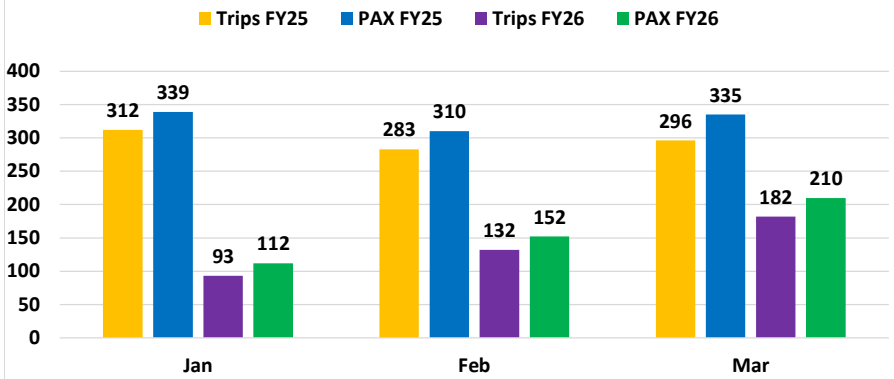

This chart compares completed trips by passengers (PAX) for the three (3) most recent months.

Trip Booking Method

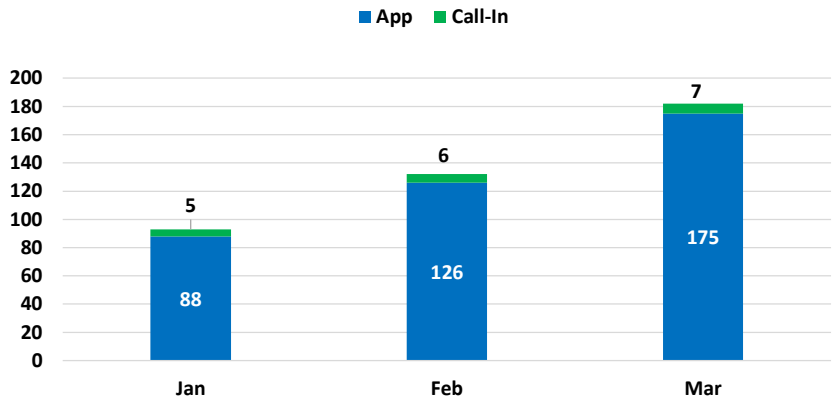

This chart illustrates rider trip booking methods for the three (3) most recent months.

SunRide Payment Method
March 2026

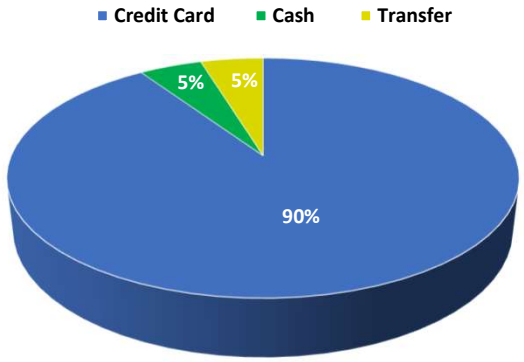

This chart illustrates the chosen method of payment for SunRide passengers.

Deviation ETA vs. Actual
0.3 minutes

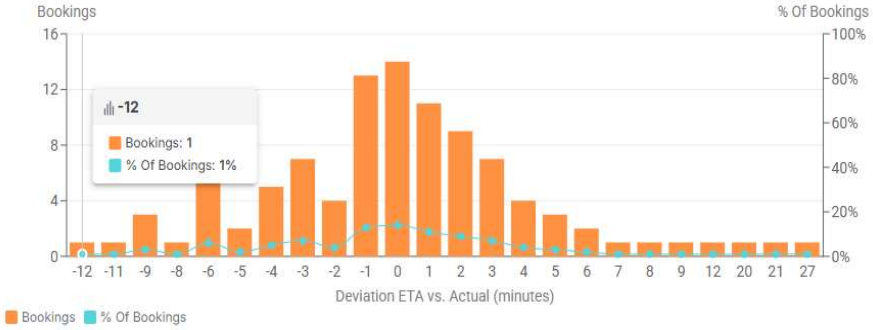

This chart illustrates rides by deviation in minutes between proposed estimated arrival time (ETA) and actual arrival at the pick up location.

Passengers Per Vehicle Hour: 1.8

Percentage of Trips as Ridesharing: 16%.
[Based on No. of Shared Rides for the month (30) divided by Total Trips Completed (182).

Customer Satisfaction Rating
Avg. rider trip rating 4.8
Goal: 4.5

EXCEEDS GOAL

Booking with a Rating:
73 (40.1%)

Back to Top

SunLine Transit Agency

Item 9I

Board Report

May 27, 2026

AGENDA ITEM: ACTION - CONSENT CALENDAR

TO: Finance/Audit Committee/Committee of the Whole
Board of Directors

FROM: Vanessa Ordorica, Clerk of the Board

SUBJECT: Acceptance of Board Member Attendance for April 2026

Recommendation:

Recommend that the Board of Directors (Board) approve the Board Member attendance for April 2026.

Background:

The attached report summarized the Board of Director's attendance for fiscal year to date May 2026.

Financial Impact:

There is no financial impact associated with this item.

Strategic Priority:

Resource Acquisition, Allocation, and Management: Prioritizes optimized resource management be effectively acquiring and allocating financial, human, and material resources to ensure operational excellence and long-term sustainability.

In Collaboration with:

Selena Rodriguez, Board and External Affairs Coordinator

Back to Top

Approved/Reviewed by:

Vanessa Ordorica, Clerk of the Board

Attachments:

- Board Member Attendance Matrix for April 2026

Back to Top

FY 26/27	Board Member Matrix Attendance													
	Jul	Aug	Sep	Oct	Nov	Dec	Jan	Feb	Mar	Apr	May	Jun	Total Meetings	**Total Attended**
Desert Hot Springs		X	X	X		X	X	X	X	X			10	**8**
Palm Desert		X	X	X			X	X	X				10	**6**
Palm Springs		X	X	X		X	X	X	X	X			10	**8**
Cathedral City		X	X	X		X	X	X	X	X			10	**8**
Rancho Mirage		X	X	X		X		X	X	X			10	**7**
Indian Wells		X	X	X		X	X	X	X				10	**7**
La Quinta		X	X	X		X	X	X	X	X			10	**8**
Indio		X	X	X		X	X	X	X	X			10	**8**
Coachella		X	X	X		X	X		X	X			10	**7**
County of Riverside		X	X	X		X	X	X	X	X			10	**8**

No regular Board meeting was held in July. A Special Board Meeting was convened on August 7, 2025.

X - ATTENDED (Primary/Alternate)

DARK –

Back to Top

SunLine Transit Agency

Item 9J

Board Report

May 27, 2026

AGENDA ITEM: ACTION - CONSENT CALENDAR

TO: Board of Directors

FROM: Vanessa Ordorica, Clerk of the Board

SUBJECT: Approval of Joint Board Meeting Minutes of April 22, 2026

Recommendation:

Recommend that the Board of Directors (Board) approve the Board meeting minutes of April 22, 2026.

Background:

The attached report summarizes the Joint Board Meeting Minutes from the Board of Directors meeting held on April 22, 2026.

Financial Impact:

There is no financial impact associated with this item.

Strategic Priority:

Resource Acquisition, Allocation, and Management: Prioritizes optimized resource management be effectively acquiring and allocating financial, human, and material resources to ensure operational excellence and long-term sustainability.

In Collaboration with:

N/A

Back to Top

Approved/Reviewed by:

Vanessa Ordorica, Clerk of the Board

Attachments:

- Joint Board of Directors Meeting Minutes of April 22, 2026

Back to Top

MINUTES

**Joint SunLine Transit Agency/SunLine Services Group
Board of Directors Meeting
April 22, 2026**

A joint regular meeting of the SunLine Transit Agency and SunLine Services Group Board of Directors was held at 12:00 p.m. on Wednesday, April 22, 2026 in the Board Room at SunLine Transit Agency, 32-505 Harry Oliver Trail, Thousand Palms, CA 92276.

1. CALL TO ORDER

The meeting was called to order at 12:01 p.m. by Chairperson Mallotto.

2. FLAG SALUTE

Chairperson Mallotto led the pledge of allegiance.

3. ROLL CALL

Members Present:
Lynn Mallotto, Chairperson, SunLine Agency Board Member, City of Rancho Mirage
John Peña, Vice-Chairperson, SunLine Agency Board Member, City of La Quinta
Nancy Ross, SunLine Agency Board Member, City of Cathedral City
Denise Delgado, SunLine Agency Board Member, City of Coachella
Jan Pye, SunLine Agency Board Member Alternate, City of Desert Hot Springs
Glenn Miller, SunLine Agency Board Member, City of Indio
Grace Garner, SunLine Agency Board Member, City of Palm Springs
Supervisor Perez, SunLine Agency Board Member, County of Riverside

Members Absent:
Bruce Whitman, SunLine Agency Board Member, City of Indian Wells
Karina Moreno, SunLine Agency Board Member, City of Palm Desert

4. FINALIZATION OF AGENDA

No changes to the agenda.

5. PUBLIC COMMENTS

One (1) public comment was made by:

- James Roehr

6. PRESENTATIONS

a) SunLine: Rides Reimagined Phase 1 Update

A presentation on the SunLine: Rides Reimagined Phase 1 Update was provided by Anna Dan, Assistant Transit Planner.

Comments were made by:

- Supervisor Perez, County of Riverside
- Board Member Ross, City of Cathedral City
- Mona Babauta, CEO/General Manager
- Chairperson Mallotto, City of Rancho Mirage
- Board Member Delgado, City of Coachella
- Board Member Garner, City of Palm Springs
- Vice-Chairperson Peña, City of La Quinta
- Isabel Vizcarra, Chief Transportation Officer

b) May 2026 Fixed Route Service Change

A presentation on the May 2026 Fixed Route Service Change was provided by Dylan Narz, Deputy Chief of Transit System Operations.

Comments were made by:

- Board Member Ross, City of Cathedral City
- Isabel Vizcarra, Chief Transportation Officer

7. BOARD MEMBER COMMENTS

Board Member comments were made by:

- Vice-Chairperson Peña, City of La Quinta
- Board Member Garner, City of Palm Springs
- Supervisor Perez, County of Riverside
- Chairperson Mallotto, City of Rancho Mirage

8. CONSENT CALENDAR

Vice-Chairperson Peña moved to approve the Consent Calendar. The motion was seconded by Board Member Miller. The motion was approved by a unanimous vote of 8 yes; 0 no; 2 absent (Board Member Whitman and Board Member Moreno); 0 abstain.

9. APPROVE THIRD AMENDMENT TO HELIXSTORM THIRD PARTY IT MANAGED SERVICES AGREEMENT INCREASING THE NOT-TO-EXCEED PRICE TO $3,799,471

Finance/Audit Committee/Committee of the Whole Chair Peña reported that this item was brought to the Finance/Audit Committee/Committee of the Whole and the Committee unanimously motioned to approve this item. Committee Chair Peña moved to approve the Third Amendment to Helixstorm Third Party IT Managed Services Agreement Increasing the Not-to-Exceed Price to $3,799,471. The motion was approved by a unanimous vote of 8 yes; 0 no; 2 absent (Board Member Whitman and Board Member Moreno); 0 abstain.

10. ADOPT REVISED PROCUREMENT POLICY AND RESCIND THE CONTRACT POLICY (B-030604) AND THE PROCUREMENT POLICIES AND PROCEDURES (B-160501)

Finance/Audit Committee/Committee of the Whole Chair Peña reported that this item was brought to the Finance/Audit Committee/Committee of the Whole and the Committee unanimously motioned to approve this item. Committee Chair Peña moved to Adopt the Revised Procurement Policy and Rescind the Contract Policy (B-030604) and the Procurement Policies and Procedures (B-160501). The motion was approved by a unanimous vote of 8 yes; 0 no; 2 absent (Board Member Whitman and Board Member Moreno); 0 abstain.

11. APPROVE CONTRACT EXTENSION WITH HANSON BRIDGETT, LLP FOR LEGAL SERVICES

Finance/Audit Committee/Committee of the Whole Chair Peña reported that this item was brought to the Finance/Audit Committee/Committee of the Whole and the Committee unanimously motioned to approve this item. Committee Chair Peña moved to Approve the Contract Extension with Hanson Bridgett, LLP for Legal Services. The motion was approved by a unanimous vote of 8 yes; 0 no; 2 absent (Board Member Whitman and Board Member Moreno); 0 abstain.

12. CEO/GENERAL MANAGER'S REPORT

CEO/General Manager, Mona Babauta, provided a brief oral update on this information item. No action was taken.

Comments were made by:

- Board Member Ross, City of Cathedral City

13. CLOSED SESSION

a) <u>PUBLIC EMPLOYEE PERFORMANCE EVALUATION</u>
Pursuant to Government Code section 54957(b)
Position: Chief Executive Officer/General Manager

The Board convened in closed session in a separate room at 12:58 p.m.

14. RECONVENE TO OPEN SESSION AND REPORT OUT FROM CLOSED SESSION

The open session resumed at 1:29 p.m. General Counsel reported that there were no reportable actions from closed session.

15. NEXT MEETING DATE

May 27, 2026 at 12 p.m.
Board Room
32-505 Harry Oliver Trail
Thousand Palms, CA 92276

16. ADJOURN

The SunLine Transit Agency and SunLine Services Group meeting concurrently adjourned at 1:30 p.m.

Respectfully Submitted,

Vanessa Ordorica
Clerk of the Board

SunLine Services Group

Item 9K

Board Report

May 27, 2026

AGENDA ITEM: ACTION - CONSENT CALENDAR

TO: Taxi Committee/Committee of the Whole
Board of Directors

FROM: Luis Garcia, Chief Financial Officer

SUBJECT: Acceptance of Checks $1,000 and Over Report for March 2026

Recommendation:

Recommend that the Board of Directors (Board) approve the checks $1,000 and Over Report for March 2026.

Background:

The Checks $1,000 and Over Report lists all of the checks processed at the Agency with a value of over $1,000 for a given month.

Financial Impact:

There is no financial impact associated with this item.

Strategic Priority:

Resource Acquisition, Allocation, and Management: Prioritizes optimized resource management be effectively acquiring and allocating financial, human, and material resources to ensure operational excellence and long-term sustainability.

Back to Top

In Collaboration with:

N/A

Approved/Reviewed by:

Luis Garcia, Chief Financial Officer

Attachments:

- Checks $1,000 and Over Report for March 2026

Back to Top

SunLine Regulatory Administration
Checks $1,000 and Over
March 2026

Vendor Filed As Name	Description	Check #	Payment Date	Payment Amount
Total Checks Over $1,000	$0.00			
Total Checks Under $1,000	$1,423.15			
Total Checks	$1,423.15			

Back to Top

SunLine Services Group

Item 9L

Board Report

May 27, 2026

AGENDA ITEM: ACTION - CONSENT CALENDAR

TO: Taxi Committee/Committee of the Whole
Board of Directors

FROM: Luis Garcia, Chief Financial Officer

SUBJECT: Acceptance of Monthly Budget Variance Report for March 2026

Recommendation:

Recommend that the Board of Directors (Board) approve the monthly budget variance report for March 2026.

Background:

The budget variance report compares revenues and expenses to the respective line item budgets. The report identifies current monthly revenues and expenses as well as fiscal year to date (FYTD) values. The budgetary figures are represented as a straight line budget. Accordingly, the current monthly budget values are calculated by taking 1/12th of the annual budget. The FYTD budget values for the month of March 2026 are equal to 9/12^{ths} of the yearly budget.

Year to Date Summary

- As of March 31, 2026, the organization's revenues are $5,031 or 2.99% below the FYTD budget.
- As of March 31, 2026, expenditures are $11,750 or 6.98% below the FYTD budget.
- The net FYTD operating gain (loss) after expenses is $6,719.

Back to Top

Financial Impact:

There is no financial impact associated with this item.

Strategic Priority:

Resource Acquisition, Allocation, and Management: Prioritizes optimized resource management be effectively acquiring and allocating financial, human, and material resources to ensure operational excellence and long-term sustainability.

In Collaboration with:

N/A

Approved/Reviewed by:

Luis Garcia, Chief Financial Officer

Attachments:

- Monthly Budget Variance Report for March 2026

Back to Top

SunLine Regulatory Administration
Budget Variance Report
March 2026

Description	FY26 Total Budget	Current Month Actual	Current Month Budget	Current Month Positive (Negative)	Year to Date FYTD Actual	Year to Date FY26 FYTD Budget	Year to Date Positive (Negative)	Year to Date Percentage Remaining
Revenues:								
Revenue Fines	2,000	100	167	(67)	950	1,500	(550)	52.5%
New Driver Permit Revenue	1,125	75	94	(19)	1,575	844	731	-40.0%
Taxi Business Permit	115,200	13,500	9,600	3,900	71,600	86,400	(14,800)	37.8%
Driver Transfer Revenue	125	-	10	(10)	1,100	94	1,006	-780.0%
Driver Renewal Revenue	2,975	125	248	(123)	1,700	2,231	(531)	42.9%
Vehicle Transfer Revenue	-	-	-	-	638	-	638	0%
Vehicle Permit Revenue	101,000	14,456	8,417	6,040	85,725	75,750	9,975	15.1%
Operator Application Fee	2,000	-	167	(167)	-	1,500	(1,500)	100.0%
Total Revenue	**224,425**	**28,256**	**18,702**	**9,554**	**163,288**	**168,319**	**(5,031)**	**-3.0%**
Expenses:								
Salaries and Wages	92,530	5,919	7,711	1,792	54,227	69,398	15,171	41.4%
Fringe Benefits	64,968	4,983	5,414	431	43,900	48,726	4,826	32.4%
Services	36,475	(3,245)	3,040	6,285	42,203	27,356	(14,847)	-15.7%
Supplies and Materials	19,302	1,323	1,609	286	12,001	14,477	2,476	37.8%
Taxes and Fees	50	-	4	4	-	38	38	100.0%
Miscellaneous	11,100	521	925	404	4,238	8,325	4,087	61.8%
Total Expenses	**224,425**	**9,500**	**18,702**	**9,202**	**156,568**	**168,319**	**11,750**	**7.0%**
Total Operating Surplus (Deficit)	**$ -**	**$ 18,756**			**$ 6,719**			

Back to Top

Revenue

- Revenues are below budget primarily due to a decrease in taxi business permit revenue resulting from one taxi operator closing operations
- As of FYTD26, there is a decrease of 4,770 taxi trips compared to FYTD25.

Taxi Trips

	FY25-March	FY26-March	Variance	%Δ
Trips	10,885	12,291	1,406	12.9%

Taxi Trips

	FYTD-FY25	FYTD-FY26	Variance	%Δ
Trips	77,319	72,549	(4,770)	-6.2%

Salaries and Wages

- Wage expenses are below budgetary estimates due to lower than anticipated allocation of hours from SunLine Transit Agency to SunLine Regulatory Agency

Fringe Benefits

- Fringe benefit expenses are within an acceptable range of the budget

Services

- The unfavorable balance in services is primarily attributed to an increase in legal expenses

Supplies and Materials

- Supplies and materials expenses are within an acceptable range of the budget

Taxes and Fees

- Taxes and fee expenses are within an acceptable range of the budget

Miscellaneous

- Miscellaneous expenses are within an acceptable range of the budget

Back to Top

SunLine Services Group

Board Report

Item 9M

May 27, 2026

AGENDA ITEM: ACTION - CONSENT CALENDAR

TO: Taxi Committee/Committee of the Whole
Board of Directors

FROM: Jill Plaza, Taxi/Contracted Transportation Services Administrator

SUBJECT: Acceptance of Taxi Trip Data Report – March 2026

Recommendation:

Recommend that the Board of Directors approve the taxi trip data report for March 2026.

Background:

The attached charts summarize the total number of taxi trips generated in the Coachella Valley for the previous three (3) month period and total taxi trips for the current fiscal year to date (FYTD) compared to the last two (2) fiscal years.

There were 1,396 more taxi trips in March 2026 serviced by three (3) more cabs when compared to March 2025 (86 cabs in 2026 compared to 83 cabs in 2025).

There were 4,770 fewer taxi trips for FYTD26 compared to FYTD25.

Financial Impact:

There is no financial impact associated with this item.

Back to Top

Strategic Priority:

Service Reliability: Our commitment to service reliability centers on building ridership trust by delivering a seamless transit experience and being there when we say we're going to be there.

In Collaboration with:

N/A

Approved/Reviewed by:

Greg Wildman, Chief of Strategic Alignment

Attachments:

- March 2026 Taxi Trip Data Chart

Back to Top

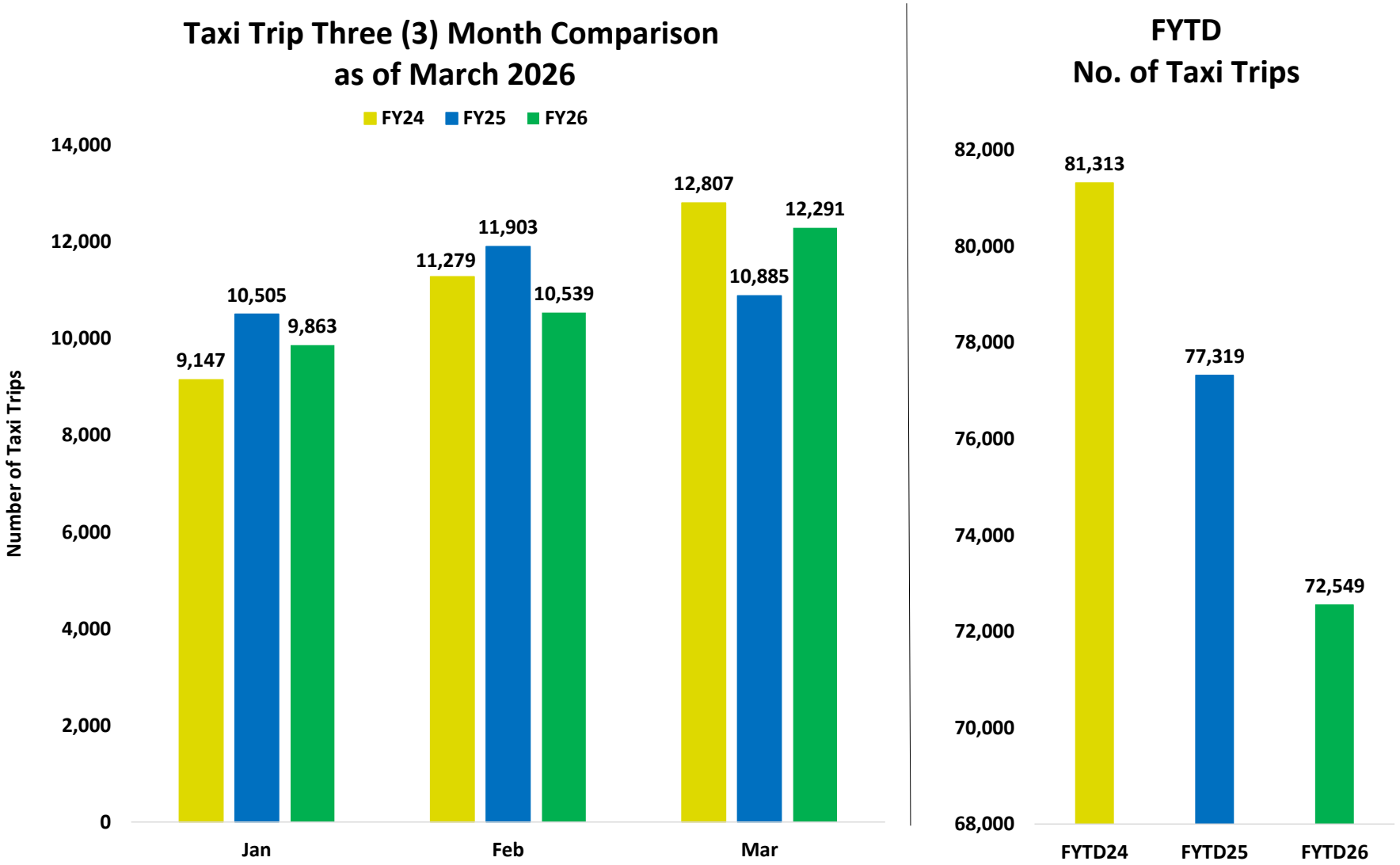

This chart compares the three (3) most recent months and measures the total number of taxi trips taken year to date for FY24, FY25, and FY26.

Back to Top

SunLine Transit Agency

Item 10

Board Report

May 27, 2026

AGENDA ITEM: ACTION

TO: Strategic Planning & Operational Committee/Committee of the Whole Board of Directors

FROM: Greg Wildman, Chief of Strategic Alignment

SUBJECT: Adoption of Fiscal Year 2027-2029 Short Range Transit Plan

---

Recommendation:

Recommend that the Board of Directors (Board) adopt the Fiscal Year (FY) 2027–2029 Short Range Transit Plan (SRTP), which outlines SunLine Transit Agency's (SunLine) strategic priorities, planned service adjustments, performance benchmarks, and capital improvements over the next three fiscal years.

Background:

The SRTP, developed annually, describes SunLine's operating and capital plans and funding sources for the upcoming three fiscal years. The SRTP is prepared according to the Riverside County Transportation Commission (RCTC) requirements and guidelines, the California Public Utilities Code, and California Transportation Development Act.

Key highlights from the attached FY27-29 SRTP include:

- SunLine: Rides Reimagined – Phase 2 public outreach – May 4th to June 28th
- Gate relocation and paving projects are underway
- Certification and opening a public-facing hydrogen station in Thousand Palms
- Replacement of (2) CNG Dispensers (one in Thousand Palms and the other in Indio)
- Purchase 12 new fixed route and 14 paratransit replacement buses
- CAD/AVL system upgrade and installations to give riders with real-time bus arrival through apps (such as Transit, Moovit & Google Maps)

- Contactless Open Loop (tap to pay) system, making it quicker and more convenient to board, and easier to navigate SunLine's routes
- Groundbreaking for the Workforce Training Center
- A&E for new Maintenance facility and solar microgrid
- New liquid hydrogen station and upgraded CNG fueling infrastructure in Indio

The service and capital plans recommended in the SRTP align with the FY27 budget, which has been submitted separately to the Board for consideration.

Financial Impact:

The operating and capital costs have been introduced in the FY27 Budget.

Strategic Priority:

Resource Acquisition, Allocation, and Management: Prioritizes optimized resource management be effectively acquiring and allocating financial, human, and material resources to ensure operational excellence and long-term sustainability.

In Collaboration with:

Luis Garcia, Chief Financial Officer
Walter Watcher, Chief of Capital Projects

Approved/Reviewed by:

Mona Babauta, CEO/General Manager
Catherine J. Groves, General Counsel

Attachments:

- Item 10a - FY27 Short Range Transit Plan
- Item 10b – SRTP Presentation

Back to Top

SunLine TRANSIT AGENCY







SHORT RANGE TRANSIT PLAN

ANNUAL REPORT

FY27-29









Back to Top

SUNLINE TRANSIT AGENCY CELEBRATES 50TH ANNIVERSARY IN 2027

Fiscal Year 2027 marks the 50th anniversary of SunLine Transit Agency and represents a significant milestone in the Agency's history and an important focus throughout the year. Since its establishment in 1977, SunLine evolved into a nationally recognized leader in public transportation and clean fuel innovation, serving the mobility needs of the Coachella Valley while pioneering alternative fuel and zero-emission transit technologies.

The Agency's 50th anniversary provides an opportunity to celebrate five decades of service, innovation, and community partnership while recognizing the employees, riders, member agencies, and stakeholders who have contributed to SunLine's success. This milestone highlights the Agency's transformation from a traditional transit provider into an industry leader in hydrogen fuel cell and clean transportation initiatives.

FY27 will serve not only as a celebration of SunLine's accomplishments, but also as a reflection point to emphasize the Agency's vision for the future. Major initiatives underway—including the Workforce Training Center, new maintenance facility, zero-emission fleet investments, facility updates related to the state of good repair of its facilities, and modernization projects—represent the next chapter of SunLine's commitment to sustainability, operational excellence, and regional mobility.

As SunLine enters its next 50 years, the Agency remains focused on continuing to provide safe, reliable, innovative, and environmentally responsible transit services that improve quality of life throughout the Coachella Valley.

Title VI Policy Statement

Non-Discrimination Notice

SunLine Transit Agency (SunLine) operates its programs and services without regard to race, color, and national origin in accordance with Title VI of the Civil Rights Act. Any person who believes they have been aggrieved by any unlawful discriminatory practice under Title VI may file a complaint with SunLine. For more information on SunLine's Title VI Program, the procedures to file a complaint, and the Title VI complaint form, contact (760) 343-3456, view more information on this page, or visit SunLine's administrative office at 32-505 Harry Oliver Trail, Thousand Palms, CA 92276. A complainant may file a complaint with SunLine by phone or mail using the contact information provided above, or directly with the Federal Transit Administration. Information about this program is provided in Spanish in the link in the next section. If information is needed in another language, contact (760) 343-3456.

SunLine's Title VI Program

Title VI of the Civil Rights Act of 1964 states that "No person in the United States shall on the grounds of race, color or national origin, be excluded from participation in, be denied the benefits of, or be subjected to discrimination under any program or activity receiving federal financial assistance." (42 U.S.C. § 2000d.) SunLine's 2026-2028 Title VI Program provides information on how SunLine complies with Title VI, including the agency's Language Assistance Plan. For language assistance resources, please contact Customer Service at (760) 343-3451 or submit a request via our Contact Us page on the website. Customer Service will attempt to identify the customer's language and access the additional resources to enable clear communication.

Americans with Disabilities Act (ADA) Information

SunLine Transit Agency grants all citizens equal access to its transportation services.

Board of Directors

SunLine Transit Agency (STA) was formed as a Joint Powers Authority (JPA) on July 1, 1977, through an agreement between Riverside County and the cities of Coachella, Desert Hot Springs, Indio, Palm Desert, and Palm Springs. The JPA was later expanded to include Cathedral City, Indian Wells, La Quinta, and Rancho Mirage. SunLine is governed by a Board of Directors, consisting of one elected official from each member city and one Riverside County supervisor. STA's Governing Board is responsible for overseeing the agency's policies, budget, and strategic direction.

CATHEDRAL CITY	Nancy Ross
COACHELLA	Denise Delgado
DESERT HOT SPRINGS	Daniel Pitts
INDIAN WELLS	Bruce Whitman
INDIO	Glenn Miller
LA QUINTA	John Peña, Vice Chair
PALM DESERT	Karina Moreno
PALM SPRINGS	Grace Garner
RANCHO MIRAGE	Lynn Mallotto, Chair
RIVERSIDE COUNTY	V. Manuel Perez


SunLine
TRANSIT AGENCY
SunLine
Board of Directors
Effective January 2026
Lynn Mallotto
Chair
Rancho Mirage
John Peña
Vice-Chair
La Quinta
Daniel Pitts
Desert Hot Springs
Grace Garner
Palm Springs
Karina Moreno
Palm Desert
Bruce Whitman
Indian Wells
Nancy Ross
Cathedral City
Glenn Miller
Indio
Denise Delgado
Coachella
V. Manuel Perez
Riverside County

Back to Top

Organizational Structure

SunLine's CEO/General Manager implements the Board of Directors' policy direction and provides strategic and operational leadership to the organization. The Executive Team supports the CEO/General Manager by supporting and developing STA staff, overseeing day-to-day business operations, and leading the implementation of Agency initiatives.

CHIEF EXECUTIVE OFFICER/GENERAL MANAGER	Mona Babauta
CHIEF FINANCIAL OFFICER	Luis Garcia
CHIEF SAFETY OFFICER	Bryan Valenzuela
CHIEF OF HUMAN RELATIONS	Tamara Miles
CHIEF TRANSPORTATION OFFICER	Isabel Vizcarra
CHIEF OF STRATEGIC ALIGNMENT	Greg Wildman
CHIEF MAINTENANCE OFFICER	Mark Perry
CHIEF OF CAPITAL PROJECTS	Walter Watcher

SunLine Executive Team



Mona Babauta
CEO/General Manager



Luis Garcia
Chief Financial Officer



Isabel Vizcarra
Chief Transportation Officer



Mark Perry
Chief Maintenance Officer



Tamara Miles
Chief of Human Relations



Bryan Valenzuela
Chief Safety Officer



Walter Watcher
Chief of Capital Projects



Greg Wildman
Chief of Strategic Alignment

Back to Top

1 System Overview & Service Profile

1.1 Description of Service Area

SunLine Transit Agency serves the eastern portion of Riverside County known as the Coachella Valley, extending from the San Gorgonio Pass in the west to the Salton Sea in the southeast. The Coachella Valley is located 120 miles east of downtown Los Angeles and 60 miles east of Riverside and San Bernardino. SunLine Transit Agency services a mix of 9 cities and 7 unincorporated urban, suburban and rural communities. It covers an area of approximately 1,120 square miles and includes several cities and unincorporated regions.



Geographic Size 1,120 square miles



Fixed Route Service Coverage 150 square miles



Paratransit Service Coverage 200 square miles[1]



9 JPA Member Cities SunLine provides service to Cathedral City, Coachella, Desert Hot Springs, Indian Wells, Indio, La Quinta, Palm Desert, Palm Springs, and Rancho Mirage



Unincorporated Communities SunLine provides service to the unincorporated county areas of Bermuda Dunes, Desert Edge, Mecca, North Shore, Oasis, Thermal, and Thousand Palms



Commuter Service Commuter express service is provided outside of the service area connecting the Coachella Valley to San Bernardino.

[1] The Federal Transit Administration describes the service area as a measure of access to transit service in terms of population served and area covered. The service area is determined using the Americans with Disabilities Act of 1990 (ADA) to identify the corridor surrounding routes three-quarters of mile on either side of SunLine's fixed-route services.

Figure 1.1 SunLine Service Area

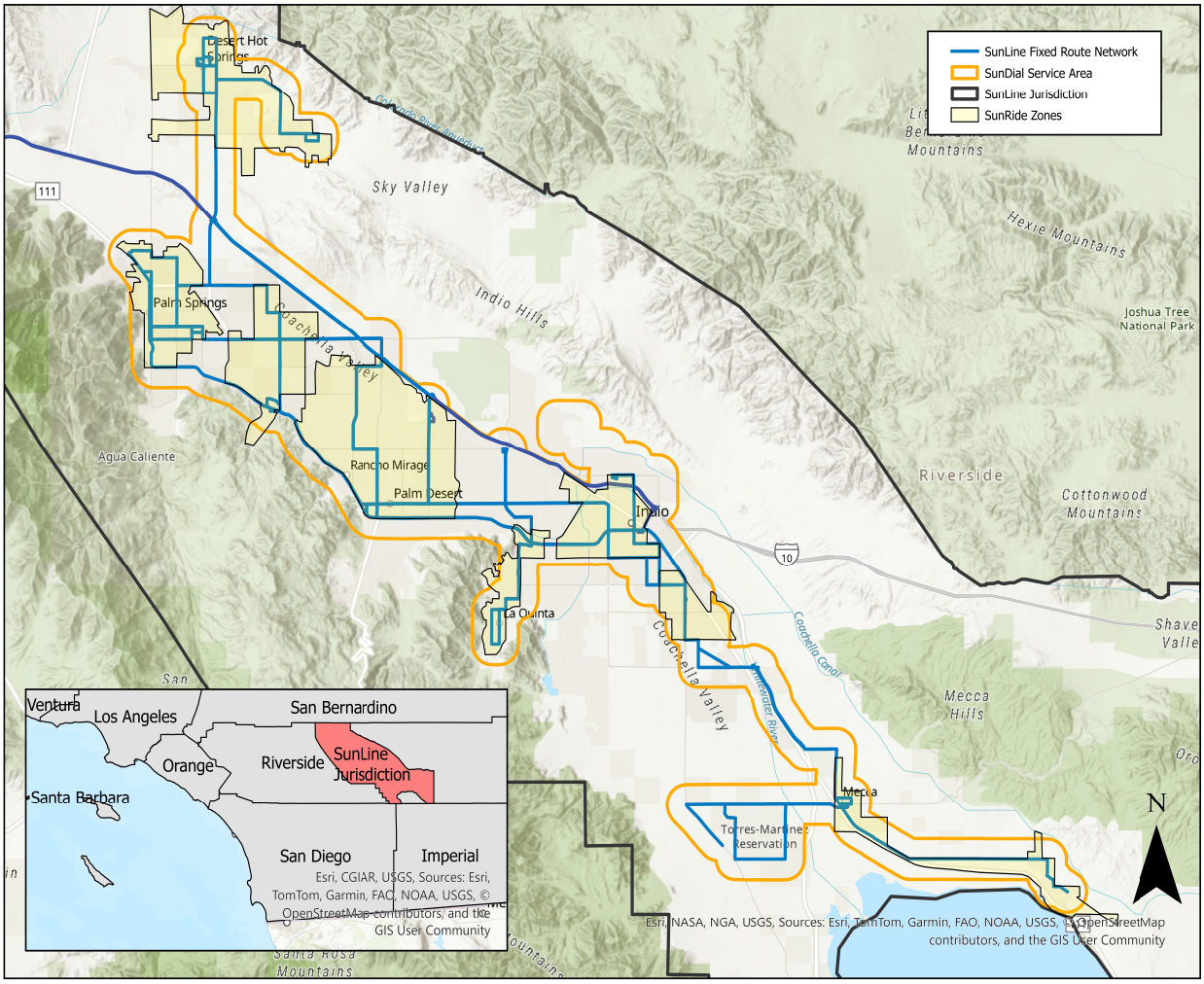

1.2 Population Profile & Demographics

The Coachella Valley is home to a diverse population with a mix of urban, suburban, and rural communities. The population of the Coachella Valley is estimated to be 415,000 residents, with significant seasonal fluctuations due to tourism and “snowbirds” visits. The area is known for its large retiree population, as well as a mix of working families, students, and service industry workers. Here's an overview of the population profile:

1.2.1 General Coachella Valley Population Overview

- Total Population: Approximately 415,000 residents
- Population Density: Approximately 646 people per square mile

- Median Age: The median age in the Coachella Valley is 39.85 years
- Main Economic Drivers: Tourism, agriculture, hospitality, and retail
- Median Household Income: $73,572
- Poverty Rate: Approximately 13% of the population lives below the poverty line
- Primary Language: English; Spanish in Hispanic populations

1.2.2 Key Demographics of the Coachella Valley Population

- Older Adults and Retirees: Many retirees live in the Coachella Valley, particularly in cities like Palm Springs, which has a higher median age compared to other parts of California. This demographic relies heavily on accessible and convenient transit options.
- Low-Income Families & Agricultural Workers: The region is home to a significant number of low-income households and agricultural workers, particularly in areas like Mecca, Thermal, and Coachella, where transportation options are essential for access to employment, education, and healthcare.
- Tourism & Visitors: The area also serves tourists, with SunLine providing services to popular destinations, resorts, and entertainment venues, contributing to the region's tourism infrastructure.
- Seasonal Residents: The valley sees a large influx of tourists and seasonal residents, particularly in the winter months, drawn by the area's warm climate and leisure activities.

Table 1.1 SunLine Service Area Socioeconomic Profile (Source: 2024 American Community Survey 5-Year Estimates)

	Geography Total Population	Median Age	Median Income	Households		Population with a Disability		Population Below Poverty Level		Zero Auto Households	
				# of Households	Average Household Size						
SunLine Jurisdictions	414,944	39.85	$73,572.00	163,811	2.65	55,142	13.29%	53,514	12.90%	8,202	1.98%
Bermuda Dunes	7,971	41.1	$90,818.00	3,260	2.45	954	11.97%	826	10.36%	153	1.92%
Cathedral City	52,267	41.1	$73,572.00	18,979	2.75	6,267	11.99%	6,586	12.60%	955	1.83%
Coachella City	43,307	33.4	$68,596.00	12,473	3.47	3,560	8.22%	4,649	10.73%	534	1.23%
Desert Edge	3,778	63.7	$37,429.00	2,019	1.87	749	19.83%	1,237	32.74%	173	4.58%
Desert Hot	33,200	34.5	$52,761.00	11,379	2.92	4,724	14.23%	2,771	8.35%	822	2.48%
Indian Wells	4,871	67.9	$162,990.00	2,468	1.97	804	16.51%	571	11.72%	76	1.56%
Indio	91,950	38.6	$77,167.00	31,250	2.94	11,296	12.28%	9,678	10.53%	1,241	1.35%
La Quinta	38,707	53.3	$99,250.00	15,962	2.42	4,494	11.61%	3,714	9.60%	660	1.71%
Mecca CDP	7,184	32.3	$48,312.00	2,186	3.29	961	13.38%	1,145	15.94%	334	4.65%
North Shore CDP	3,515	33.7	$51,795.00	984	3.57	143	4.07%	464	13.20%	0	0.00%
Oasis CDP	4,051	26.4	$38,769.00	1,104	3.67	352	8.69%	664	16.39%	19	0.47%
Palm Desert	51,990	57.5	$77,513.00	24,690	2.11	8,600	16.54%	8,453	16.26%	958	1.84%
Palm Springs	45,070	58.5	$73,119.00	24,567	1.83	7,400	16.42%	8,916	19.78%	1,734	3.85%
Rancho Mirage	17,563	66.1	$107,364.00	9,003	1.95	3,161	18.00%	2,213	12.60%	425	2.42%
Thermal CDP	1,800	34.3	-	735	2.45	310	17.22%	549	30.50%	35	1.94%
Thousand Palms CDP	7,720	36.8	$77,000.00	2,752	2.81	1,367	17.71%	1,078	13.96%	83	1.08%

1.2.3 Key Demographics of SunLine Ridership

To delve deeper into the transportation needs of SunLine ridership, SunLine conducted an Onboard Rider Survey in 2025. This survey provided valuable insights into its fixed-route ridership, helping to understand who was riding the bus, where they were going, and why. The findings showed that:

- Vehicle Access: Nearly 80% of respondents reported not having access to a vehicle. When asked to list main reasons for using SunLine, the three most cited reasons were “Don’t have a car,” “Don’t have a driver’s license,” and “Can’t drive,” with 51.8%, 21.5%, and 19.5% of respondents choosing those responses, respectively.
- Age: More than half of respondents were of working age (25 to 64 years old), and approximately 25% were under 25.
- Employment: 45% of respondents were employed, and about 21% were students.
- Racial Identity: Among respondents, 53% self-identified as Hispanic/Latino, 24% as White/Caucasian, and 11% as African American/Black.
- Languages: While 78% of respondents spoke English at home, 45% spoke another language, primarily Spanish. Other languages spoken include Arabic, American Sign Language, French, German, Greenlandic, Italian, Japanese, Korean, and Purepecha. Among respondents, 14% spoke English “less than ‘very well” or “not at all.”
- Income and Household: 27% of respondents lived alone. 57% of riders had an annual income of less than $50,000, with 44% earning less than $25,000.
- Use Frequency: 39% of riders rode SunLine 6-7 times per week.
- Trip Purpose: Work and school were the most commonly cited trip purposes, chosen by 35% and 16% of respondents, respectively.

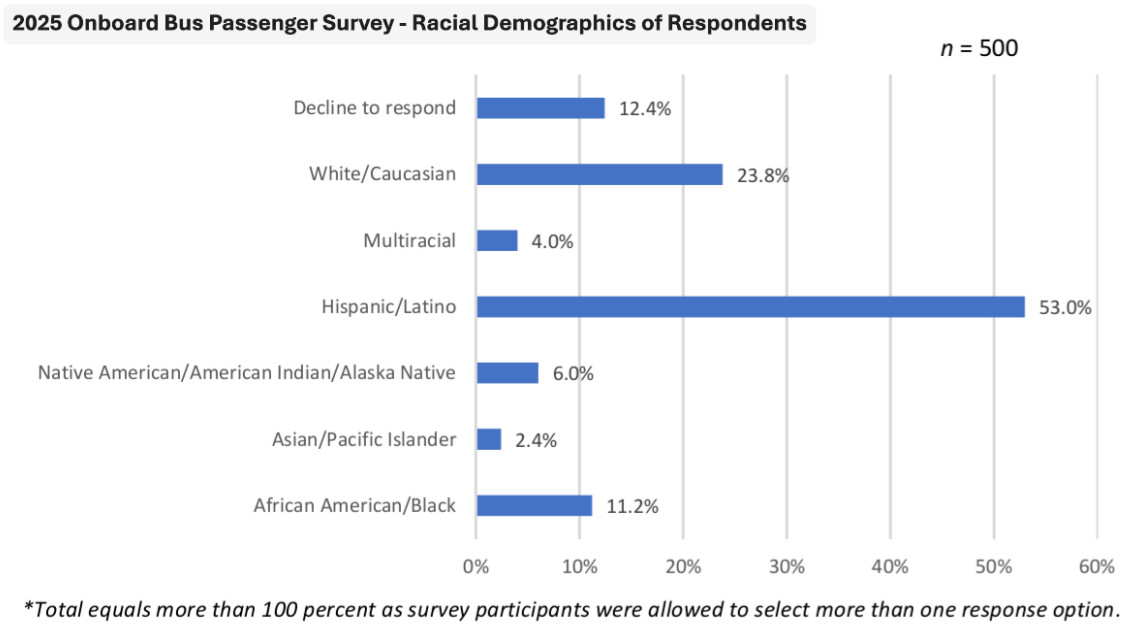

Figure 1.2 Race and Ethnicity of 2025 Survey Respondents

1.2.4 Disadvantaged Communities

SunLine Transit Agency provides service to areas identified as SB 535 Disadvantage Communities and/or Areas of Persistent Poverty. Disadvantaged communities in California are specifically targeted for investment of proceeds from the state's cap-and-trade program. Senate Bill 535 mandates that 25 percent of the proceeds from the Greenhouse Gas Reduction Fund go to projects that benefit disadvantaged communities. These investments are primarily aimed at improving public health, quality of life, and economic opportunities in the state's most burdened communities while also reducing pollution.

Disadvantaged communities are defined as the top 25 percent-scoring census tracts from the California Environmental Health Screening Tool (CalEnviroScreen). The Senate Bill 535 disadvantaged communities within the SunLine service area are illustrated in Figure 1.3.

Figure 1.3 Senate Bill 535 Disadvantaged Communities (Source: https://oehha.ca.gov/calenviroscreen/sb535)

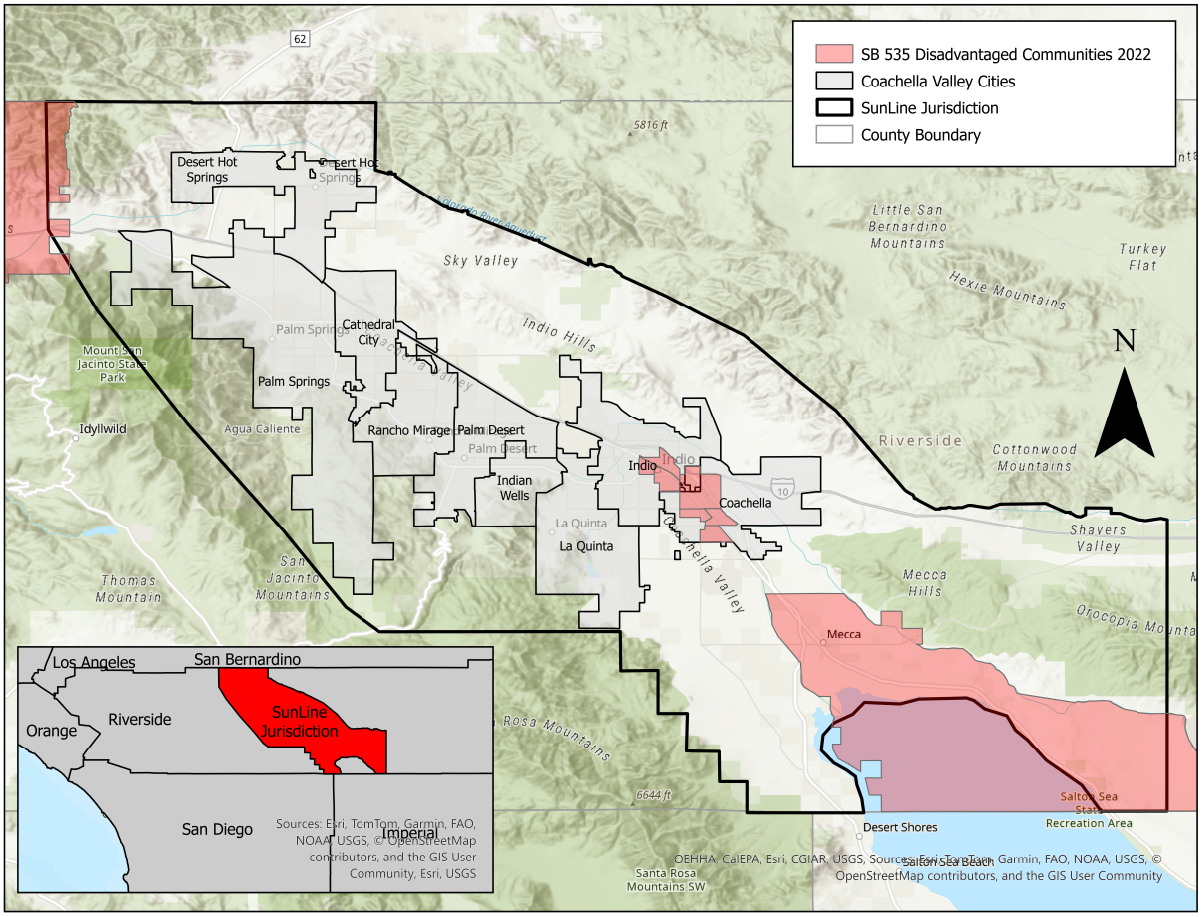

In the past, several federal funding programs specifically targeted investment toward areas designated as Areas of Persistent Poverty or Historically Disadvantaged Communities. Current federal resources no longer include acknowledgement of Historically Disadvantaged Communities, which included Census tracts identified based on eight factors of socioeconomic disadvantage, tribal lands, and territories or possessions of the United States. Areas of Persistent Poverty include Census tracts with poverty rates of 20 percent or higher based on the 2014 to 2018 5-year American Community Survey, counties that have had poverty rates of 20 percent or higher in the 1900 and 2000 Decennial Censuses and the 2020 Small Area Income Poverty Estimates, and territories or possessions of the United States. Areas of Persistent Poverty in SunLine's service area are shown in Figure 1.4.

Figure 1.4 Areas of Persistent Poverty (Source: U.S. Department of Transportation (US DOT), 2023)

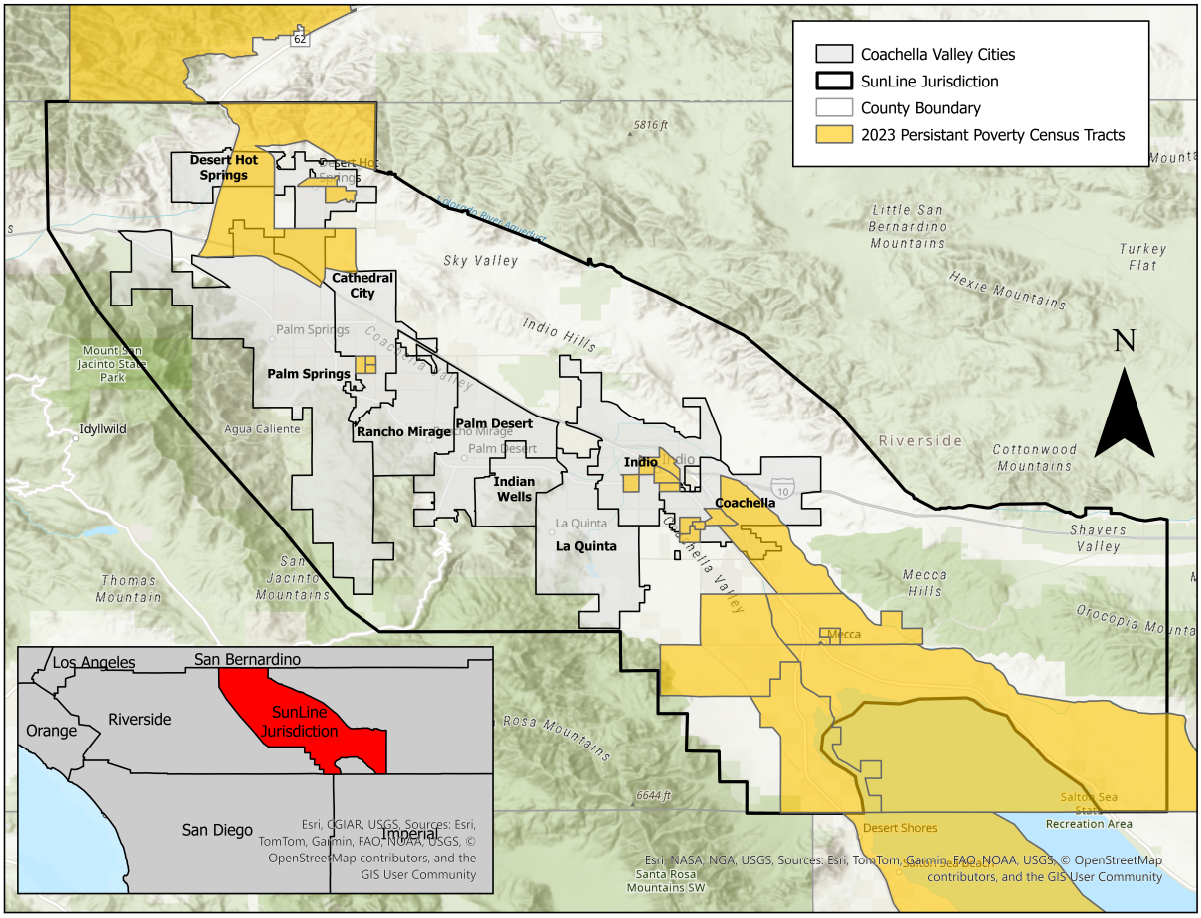

1.3 Description of Services

SunLine Transit Agency provides a range of public transportation services tailored to meet the needs of Coachella Valley ("Valley") residents and visitors. These services include the SunBus fixed-route system, the Route 10 Commuter Link, SunRide on-demand microtransit, and SunDial paratransit. Each service plays a crucial role in providing accessible and sustainable transportation options. Table 1.2 provides an overview and brief description of these services.

Table 1.2 Description of Services by Mode/Route (TABLE 1 RCTC OUTLINE)

Route	Route Classification	Major Destinations	Cities/Communities Served	Connections
1WV	Trunk	Hospital, Medical, Shopping, Center of Employment, Training, and Schools	Palm Springs, Cathedral City, Rancho Mirage, and Palm Desert	1 EV, 2, 4, 5, 6, and 14
1EV	Trunk	Hospital, Medical, Shopping, College, Center of Employment, Training, and Schools	Palm Desert, Indian Wells, La Quinta, Indio and Coachella	1 WV, 5, 6, 7, 8, and 10 Commuter Link
2	Trunk	Shopping, Schools, Employment Center, Library, Senior Center, Medical, Social Security, Theaters, Airport, Court House and Social Services	Desert Hot Springs, Palm Springs and Cathedral City	1WV, 1EV, 3, 4, and 5
3	Feeder	Shopping Centers, Senior Center, Library, Community Center, City Hall, Medical and Schools	Desert Hot Springs and Desert Edge	2 and 5
4	Feeder	Shopping, Medical, Library, Social Services, Theaters, Schools, College, Medical and City Hall	Palm Springs, Cathedral City, Rancho Mirage, and Thousand Palms	1 WV, 2, 5 and 14
5	Feeder	Shopping, Senior Center, Library, Community Center, Schools, College, Medical, City Hall and University	Desert Hot Springs and Palm Desert	1WV, 1EV, 2, 3, 4, 6, 14 and 10 Commuter Link

6	Feeder	Shopping, School, Tennis Gardens, Workforce Development, Social Services, Medical & College	Palm Desert, Indian Wells, La Quinta, Indio, Bermuda Dunes and Coachella	1WV, 1EV, 5, 7, 8, and 14
7	Feeder	Shopping, Schools, Theaters, Tennis Gardens and Medical	La Quinta, Palm Desert, Indian Wells, and Bermuda Dunes	1EV and 6
8	Feeder	Shopping, School, Senior Center, DMV, Community Center, College, City Hall	Indio, Coachella, Thermal, and Mecca	1EV, 6, and 9
9	Feeder	School, Boys & Girls Club, Fire/Sherrif Station, Community Library	Mecca, North Shore, Oasis	8
14	Feeder	Shopping, Dept. of Veteran Affairs, Hospital, College, Theatre	Palm Desert, Rancho Mirage, Thousand Palms	1WV, 1EV, 4, 5, and 6

1.3.1 SunBus - Local Fixed Route Service

SunLine's SunBus network consists of eleven local routes that are divided into trunk routes and connector/feeder routes to enhance coverage and efficiency. The trunk routes—Routes 1EV, 1WV, and 2—serve the busiest corridors along Highway 111 in the Valley, offering frequent service. These routes facilitate connections between major cities, commercial hubs, and employment centers. On the other hand, the connector/feeder routes, which include Routes 3 through 14, provide access to lower-density areas. They link passengers to the trunk lines, ensuring connectivity throughout SunLine's service area. The SunBus system map is shown in Figure 1.5.

Figure 1.5 SunBus System Map

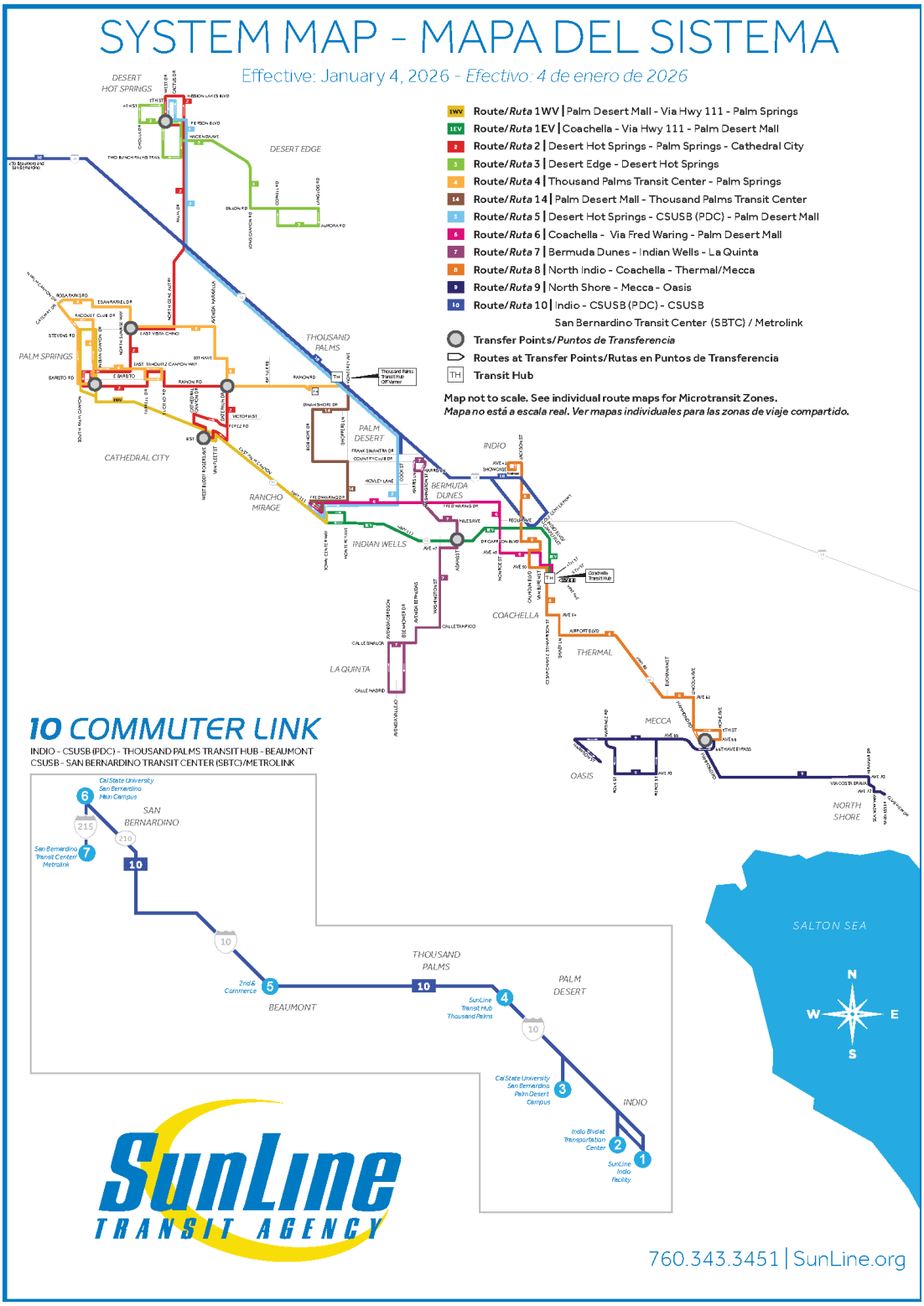

SunLine's SunBus routes run every day of the week year-round, except for Thanksgiving and Christmas Day. They are serviced by a fleet of eighty-eight fixed route buses powered by clean fuel, including Compressed Natural Gas (CNG), Hydrogen Fuel Cell Electric Buses (FCEB), and Battery Electric Buses (BEB). All fixed-route buses are equipped with free Wi-Fi, USB charging ports, air conditioning, wheelchair accessibility with securement systems, approximately thirty-two seats with standing options, and external bike racks. SunBus currently accepts fares in cash, mobile tickets, and issued paper passes.

Figure 1.6 SunLine Division I Fueling Station and Bus Yard



SunBus fixed-route service offers external connections to transportation options located outside of the service area, including Morongo Basin Transit, RidePV (hospital shuttle), Amtrak, Greyhound, and FlixBus. Furthermore, SunBus provides internal transfers to its Regional Express Service, the Route 10 Commuter Link.

1.3.2 Route 10 Commuter Link - Regional Express Service

SunLine offers the Route 10 Commuter Link, a regional express service designed to seamlessly connect the Coachella Valley with the Inland Empire. Introduced in July 2021, this service provides a direct, efficient, and affordable transit option for commuters, students, and travelers needing access to destinations beyond SunLine's local routes.

The Route 10 Commuter Link offers limited-stop service between CSUSB's Palm Desert and San Bernardino campuses, making it a valuable transportation option for students. Additionally, SunLine provides direct access to the San Bernardino Transit Center (SBTC), allowing riders to connect with Metrolink commuter rail and multiple regional transit providers, including the Riverside Transit Agency, Omnitrans, Victor Valley Transit Authority, and Mountain Transit. These connections enhance accessibility to job centers, educational institutions, and essential services throughout Southern California.

Figure 1.7 Commuter Link Regional Connections Map



This route operates Monday through Friday and is serviced by CNG-powered MCI coaches. These buses offer Wi-Fi, reclining seats, and USB charging ports. Route 10 Commuter Link accepts fares in cash, mobile pass and is free for California State University San Bernardino students and faculty with valid CSUSB ID card.

1.3.3 SunRide - On-Demand Microtransit

SunLine offers SunRide, an innovative on-demand rideshare service designed to provide flexible and dynamic transportation solutions. SunRide functions as a first mile/last-mile connector, linking riders to the fixed-route network and other key destinations within the rider's city. Similar to other rideshare services, users in designated areas or "zones" can

specify the details of their trips on a mobile application, and a vehicle is dispatched to deliver them to their destinations. SunRide's shared-ride service operates within eight designated zones across the Coachella Valley. The geo-fenced zones are located in Cathedral City, Coachella, Desert Hot Springs (including Desert Edge), Indio, La Quinta, Mecca-North Shore, Palm Desert, and Palm Springs. Figure 1.8 illustrates the eight geo zones and their service area.

Figure 1.8 SunRide Geographic Zones

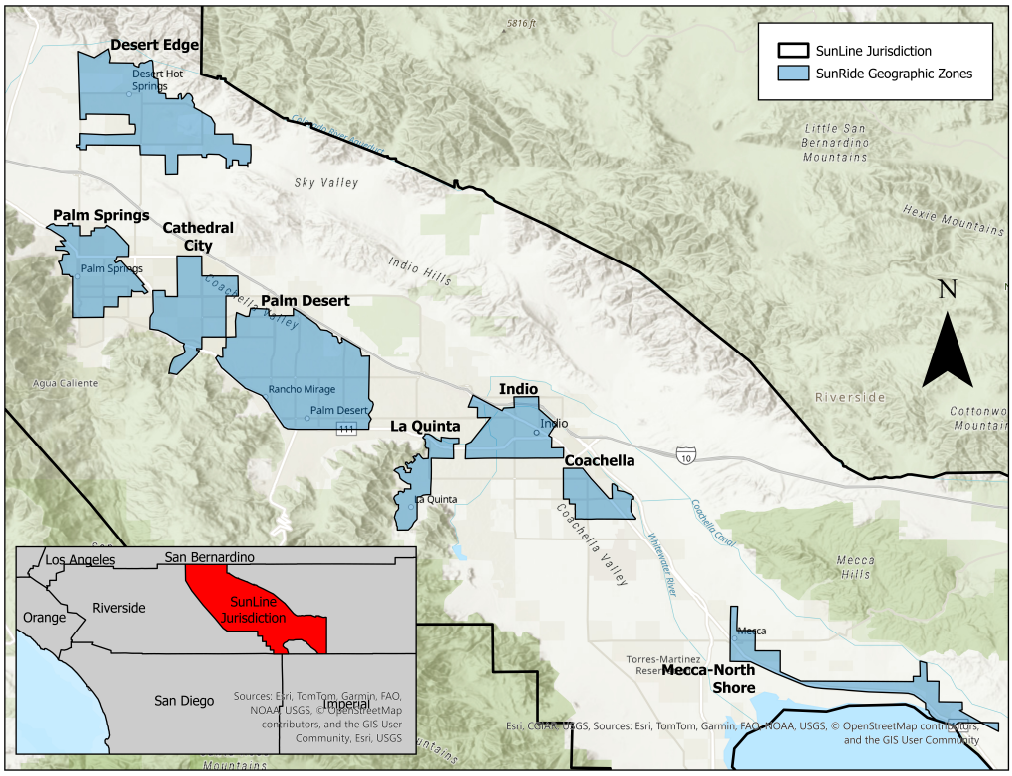

SunRide trips can be booked in real-time using the mobile application, which is also called SunRide, or by calling customer service to speak with a representative. After setting the trip parameters in the SunRide app, the rider is matched with a driver and vehicle, along with a pickup time and estimated wait time. Payment for SunRide can be made directly through the app using a credit or debit card, or riders can choose to pay with cash, which they can give to the driver upon entering the vehicle. SunRide operates within the same fixed-route service hours, Monday through Friday, based on SunLine's available resources, such as the number of vehicles deployed in each zone.

Figure 1.9 SunRide Vehicle



1.3.4 SunDial - ADA Paratransit Service

SunLine also operates SunDial, a fully ADA-compliant paratransit service designed to provide accessible, shared-ride transportation for individuals who are functionally unable to use SunLine's fixed-route services, either permanently or under certain conditions. This origin-to-destination service ensures that passengers with disabilities or mobility challenges can travel safely and conveniently throughout the Coachella Valley. SunDial services are only available within 3/4 of a mile from all SunBus fixed routes. Riders who would like to utilize this service must complete SunLine's eligibility process and receive a SunDial ADA Certification ID Card. Riders of SunDial can utilize this service for transportation needs, including medical appointments, shopping, and social activities.

Figure 1.10 SunDial Vehicle



SunDial services require advance reservation for pick-up and can be scheduled up to seven days prior by calling SunLine's customer service. SunDial operates at the same times, days and frequency of local fixed routes service.

1.3.5 SunLine Regulatory Administration and Taxi Services

SunLine Services Group (SSG) is a joint powers agency formed in 1993 between Riverside County and cities in the Coachella Valley. While sharing administrative resources with SunLine Transit Agency (STA), SSG is distinctly authorized to regulate the operation of taxicab services in the Coachella Valley. The SunLine Regulatory Administration (SRA) is the division of SSG responsible for enforcing and implementing the taxicab service ordinance, which covers licensing and legal compliance. SRA plays an important role in fostering innovation and accessibility within the taxi industry.

SRA permits and monitors three taxi businesses currently operating in the region.

Table 1.3 Taxi Services in Coachella Valley

Taxi Businesses	Vehicles	Number of Drivers
City Cab	42	44
Coachella Valley Taxi	26	23
Palm Springs Taxi Service	26	36

As a result of a collaboration with taxi services, passengers can book e-hail trips using the Flywheel app, allowing them to request a cab, receive upfront pricing, and connect with the nearest available driver.

1.3.6 Taxi Voucher Program

To further enhance mobility options for seniors and persons with disabilities, SunLine offers a Taxi Voucher Program (TVP) through a matching funds program that subsidizes taxi trips throughout the Coachella Valley. The program is available to seniors (60+) and persons with disabilities. It is administered via a taxi smart card that functions similarly to a prepaid debit card. SunLine's Taxi Voucher Program provides a dollar-for-dollar match of up to $75 per month, allowing for a maximum of $150 every 30 days. The remaining funds from previous months are carried over until utilized. A key benefit of this program is that through SunLine's matching contribution, the amount available for cardholders to use on taxi trips is doubled, allowing for more taxi trips.

Figure 1.11 Flywheel Mobile Application and TVP Card

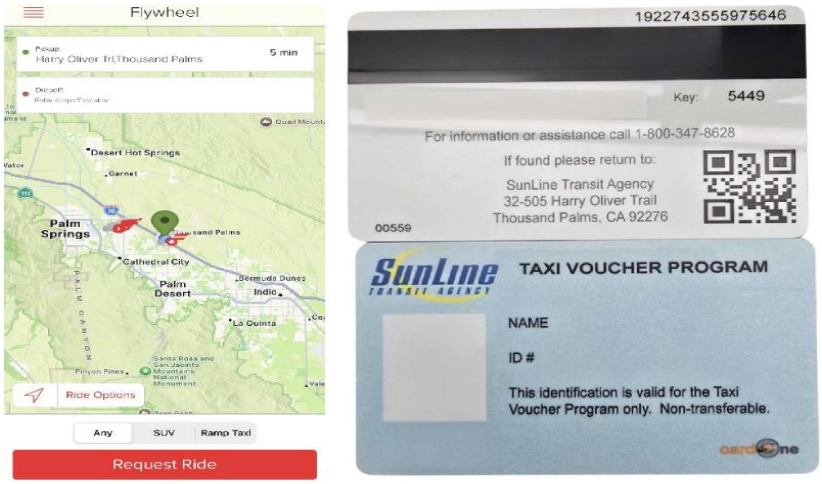

This program is serviced by all three (3) taxi businesses permitted to operate in the Coachella Valley. Riders can book a cab and pay their fare directly with the smart card or through the Flywheel app where their TVP card can be loaded as a payment method.

1.4 Description of Ridership, Revenue Miles, Revenue Hours

1.4.1 SunBus - Local Fixed Route Service

During fiscal year FY 2025, SunBus reported a total ridership of 2,702,449 passengers. Over 363 days of service, SunBus covered 2,695,415 revenue miles and operated for 183,361 revenue hours. Ridership, revenue miles, and revenue hours for FY 2026 year-to-date (July 2025 – March 2026) are, respectively, 1,903,882 passengers, 2,009,663 revenue miles, and 137,076 revenue hours.

1.4.2 Route 10 Commuter Link - Regional Express Service

During FY 2025, the 10 Commuter Link reported a total ridership of 37,513 passengers. Over 257 days of service, the Commuter Link covered 188,740 revenue miles and operated for 5,909 revenue hours. Ridership, revenue miles, and revenue hours for FY 2026 year-to-date (July 2025 – March 2026) are, respectively, 30,106 passengers, 138,525 revenue miles, and 4,371 revenue hours.

1.4.3 SunRide - On-Demand Microtransit

During FY 2025, SunRide reported total ridership of 24,923 passengers. In 259 days of service, SunRide vehicles covered 147,355 revenue miles and operated for 23,545 revenue hours. Ridership, revenue miles, and revenue hours for FY 2026 year-to-date (July 2025 – March 2026) are, respectively, 16,440 passengers, 132,534 revenue miles, and 8,152 revenue hours.

1.4.4 SunDial - ADA Paratransit Service

During FY 2025, SunDial reported a total ridership of 111,129 passengers. Over 363 days of service, SunDial vehicles covered 873,466 revenue miles and operated for 57,208 revenue hours. Ridership, revenue miles, and revenue hours for FY 2026 year-to-date (July 2025 – March 2026) are, respectively, 75,431 passengers, 597,024 revenue miles and 42,322 revenue hours.

1.4.5 Taxi and Taxi Voucher Program

During FY 2025, the total number of taxi trips generated in the Coachella Valley was 68,506 trips. The total number of trips taken utilizing the Taxi Voucher Program was 2,271 trips by 856 unique users.

1.5 Fare Structure and Programs

SunLine's fare structure differentiates prices based on the types of transit customers and services. The main fare categories include Adult, Youth, and Senior (60+)/Disabled. SunLine also manages several fare payment programs and partnerships throughout the Coachella Valley, extending to nearby college campuses. Accepted fare media include cash, issued paper passes, and mobile tickets (when available). SunLine's fares comply with the FTA's Half Fare rule for Senior (65+) and disabled travelers.

The last change in base fare was approved by the governing Board in 2002, raising the base fare from 75 cents to $1. A recommendation to eliminate the 25-cent transfer fare and incrementally raise the base cash fare to $1.50 was presented in 2011, but no implementation occurred.

Figure 1.12 shows the existing SunLine fare structure.

Figure 1.12 SunLine Fare Structure (Source: SunLine Transit Agency, Rider's Guide (January 2025))



1.5.1 Cash Fares / Single Ride Fare / Transfers

SunLine offers riders the lowest fares in the region. An adult can board the SunBus for $1 for a single ride or take the Route 10 Commuter Link to San Bernardino for $6. Both the fixed route and Route 10 Commuter Link services provide the option for single trip riders to

purchase a 25-cent transfer for unlimited rides on the fixed route within 2 hours of purchase. Transfers can only be purchased upon boarding and are valid only on the day they are issued.

The base cash fare for seniors, defined by SunLine as individuals 60 years of age or older, is 50 cents for all fixed-route services and $4 for the 10 Commuter Link. Individuals qualifying as ADA also pay a 50-cent cash fare on all fixed-route services. Medicare cards, Department of Motor Vehicles driver's licenses or senior ID cards, ADA certification cards, and SunLine Half Fare ID cards are accepted as proof of age or disability.

A discounted youth fare of 85 cents is available for children between the ages of 5 and 17 on fixed routes. Children who are 4 years old and younger ride free with a paid adult cash fare (maximum of two children). All cash fares must be paid with exact change, as operators do not carry coins.

1.5.2 Fare Passes

SunLine's SunBus currently offers several types of fare passes, shown in Figure 1.12. Day Passes can be purchased directly from bus operators, while all other passes must be obtained at designated SunLine pass outlets or through a mobile transit app (Token Transit and Transit App). Pass outlets are located throughout the service area for easy access by riders.

1.5.3 Fare Payment Programs

SunLine Transit Agency offers several fare payment programs designed to expand the agency's potential rider base and enhance the system's existing ridership. SunLine's fare payment programs include the Coachella Valley Employer Pass Program, Half-Fare Program, and Haul Pass Program.

1.5.3.1 Coachella Valley Employer Pass Program

The Coachella Valley Employer Pass incentive program allows businesses to sponsor 31-day fixed-route passes for their employees to travel to and from work. This program offers employees the opportunity to ride fixed-route services at no cost. Passes are purchased by each employer at a discounted price of $24 per pass and are valid for 31 consecutive days.

1.5.3.2 Half-Fare Program

Based on Federal Transit Administration (FTA) guidelines, SunLine offers riders who are 60 years of age or older, as well as individuals with disabilities, a half-fare on fixed route

services. To qualify for this program, applicants must present a current, non-expired government–issued photo identification, Medicare card, or SunLine ADA certification card.

1.5.3.3 Haul Pass

In support of student riders in the community, SunLine established the Haul Paul (HP) program to reduce transportation barriers to educational opportunities. SunLine's Haul Pass Program offers free fares for local fixed-route services to students of Coachella Valley high schools and College of the Desert (COD), as well as free fares for Route 10 Commuter Link to California State University San Bernardino faculty and students. To participate in the program, students must be enrolled and complete an application. Haul Passes are provided as 31-day paper passes (high school), mobile passes via Token Transit (high school & COD), and if applicable, students can utilize their active student ID (only CSUSB) when boarding.

1.5.4 Fare Payment Technology

SunLine provides a variety of fare payment options to meet the needs and preferences of its riders, including both cash and cashless methods.

1.5.4.1 Farebox

For payments on SunBus routes, the system uses electronic fareboxes. These fareboxes accept cash, coins, and pre-purchased passes, and they issue paper one-day and transfer passes as well.

1.5.4.2 Token Transit and Transit App

SunLine partners with both Token Transit and Transit App to offer cashless fare payment options through mobile applications. These apps enable riders to purchase and store fare media digitally on their smartphones, requiring a linked debit or credit card. Both apps are compatible with SunBus, Commuter Link, and SunDial services. Token Transit primarily acts as a platform for purchasing tickets and serves as the exclusive provider for the Haul Pass program. In contrast, Transit App not only allows fare purchasing but also provides features such as trip planning and bus tracking, thereby enhancing navigational assistance for riders.

1.5.4.3 SunRide Application

The SunRide service provides a dedicated mobile application, also called SunRide, which integrates trip planning and fare payment. Riders can link a debit or credit card for digital payments before pick-up or opt to pay in cash when boarding, as noted in the app.

1.5.4.4 Flywheel

For taxi services in the Coachella Valley, payments can be made through the Flywheel app. This app enables riders to book and pay for rides electronically using a linked debit card, credit card, or Taxi Voucher Program (TVP) card. Alternatively, riders can call to request a taxi and pay the driver in cash, credit card, or the TVP.

1.6 Revenue Fleet

1.6.1 Fixed Route

SunLine's fixed-route services are supported by a fleet of forty-six 40-foot and three 45-foot buses in service, along with thirty-nine vehicles in the contingency fleet. This fixed-route fleet includes CNG, hydrogen fuel cell (FCEB), and battery electric buses (BEB).

Figure 1.13 Fixed-Route Bus



Table 1.4 Motorbus Directly Operated (TABLE 1.1 RCTC OUTLINE)

RIVERSIDE COUNTY TRANSPORTATION COMMISSION

Table 1.1 - Fleet Inventory

FY 2024/25 Short Range Transit Plan

SunLine Transit Agency

Bus (Motorbus) / Directly Operated

Year Built	Mfg. Code	Model Code	Seating Capacity	Lift and Ramp Equipped	Vehicle Length	Fuel Type Code	# of Active Vehicles FY 2023/24	# of Contingency Vehicles FY 2023/24	Life to Date Vehicle Miles Prior Year End FY 2022/23	Life to Date Vehicle Miles through March FY 2023/24	Average Lifetime Miles Per Active Vehicle As Of Year-To-Date (e.g., March) FY 2023/24
2018	BYD	K9	35	4	40	EB	4		52,006	36,518	9,129
2012	EDN	AXCESS	37	1	40	HY	1		3,336	149	149
2014	EDN	AXCESS	39	1	40	HY	1		7,298	4,338	4,338
2014	EDN	AXCESS	37	1	40	HY	1		15,413	3,348	3,348
2014	EDN	AXCESS	37	1	40	HY	1		2,587	679	679
2015	EDN	AXCESS	37	0	40	HY	0		3,056	95,814	
2018	EDN	AXCESS	37	3	40	HY	3		65,633	29,657	9,885
2018	EDN	AXCESS	37	2	40	HY	2		50,979	5,099	2,549
2009	EDN	EZRider32'	29	2	32	CN	2		161,372	23,691	11,845
2020	MCI	D4500	40	2	40	CN	2		146,856	137,808	68,904
2021	MCI	D4500	57	1	45	DF	1		49,687	41,569	41,569
2022	MCI	D4500	57	1	45	CN	1		663	499	499
2007	NFA	C40LF	42	8	40	CN	8			118,986	14,873
2008	NFA	XCELSIOR C	39	9	40	CN	9		488,613	447,214	49,690
2008	NFA	XCELSIOR C	39	20	40	CN	20		1,114,532	778,042	38,902
2016	NFA	XCELSIOR C	39	6	40	CN	6		322,119	271,012	45,168
2020	NFA	XCELSIOR C	39	6	40	CN	6		361,537	258,353	43,058
2021	NFA	XCELSIOR C	39	4	40	CN	4		285,935	182,028	45,507
2018	NFA	XCELSIOR H	39	1	40	HY	1		3,056	1	1
2018	NFA	XCELSIOR H	39	5	40	HY	5		118,940	32,485	6,497
2021	NFA	XCELSIOR H	39	4	40	HY	4		104,977	58,012	14,503
2021	NFA	XCELSIOR H	39	6	40	HY	6		67,167	71,067	11,844
		Totals:	872	88			88		3,425,762	2,596,369	29,504

TransTrack Manager™

4/15/2026

Page 1 of 1

1.6.2 Paratransit

SunLine's SunDial paratransit service is supported by 39 CNG-powered vehicles.

Figure 1.14 Paratransit Cutaway



Table 1.5 Demand-Response Directly Operated (TABLE 1.1 RCTC OUTLINE)

RIVERSIDE COUNTY TRANSPORTATION COMMISSION

Table 1.1 - Fleet Inventory

FY 2024/25 Short Range Transit Plan

SunLine Transit Agency

Demand Response / Directly Operated

Year Built	Mfg. Code	Model Code	Seating Capacity	Lift and Ramp Equipped	Vehicle Length	Fuel Type Code	# of Active Vehicles FY 2023/24	# of Contingency Vehicles FY 2023/24	Life to Date Vehicle Miles Prior Year End FY 2022/23	Life to Date Vehicle Miles through March FY 2023/24	Average Lifetime Miles Per Active Vehicle As Of Year-To-Date (e.g., March) FY 2023/24
2020	ARB	Freedom	12	15	27	CN	15		52,524	396,184	26,412
2015	EDN	AEROTECH	12	1	22	CN	1		224,201	10,553	10,553
2016	EDN	AEROTECH	12	9	22	CN	9		237,032	161,824	17,980
2018	SPC	Senator	12	14	23	CN	14		149,946	303,721	21,694
		Totals:	48	39			39		663,703	872,282	22,366

1.6.3 Fixed Route Fleet Age

The fixed route fleet is made up of 49 buses and supported with a contingency fleet of 39 CNG buses. The average age of the active fixed route fleet is 5.95 years. The contingency fleet is required to ensure service reliability as SunLine implements hydrogen fuel cell buses. New zero emission technologies present new challenges that require time and experience to understand. SunLine continues to replace buses in the fleet that have met their useful life.

Table 1.6 Fleet Age by Fuel and Vehicle Type

Bus Model	Number of Buses	Fuel Type	Bus Type
2014	3	Hydrogen	40' Heavy duty
2015	1	Hydrogen	40' Heavy duty
2018	10	Hydrogen	40' Heavy duty
2018	4	Electric	40' Heavy duty
2020	2	CNG	45' Over the road
2020	10	CNG	40' Heavy duty
2021	5	Hydrogen	40' Heavy duty
2022	1	Hydrogen	40' Heavy duty
2022	1	CNG	45' Over the road
2023	4	Hydrogen	40' Heavy duty
2024	8	Hydrogen	40' Heavy duty
Total	49		

1.7 Existing Transit Facilities and Bus Stop Amenities

SunLine Transit Agency operates out of two facilities located in the central northern and eastern ends of its Coachella Valley service area, as shown in Figure 1.15.

1.7.1 Operations and Administration Facilities

1.7.1.1 Division I – Thousand Palms

Division I, located at 32-505 Harry Oliver Trail in Thousand Palms, serves as the primary headquarters of SunLine Transit Agency for administrative, operations, maintenance, and facility management staff. Spanning 20.5 acres, Division I includes maintenance, operations, and administrative buildings, housing most of the agency's assets, including both revenue and non-revenue vehicles. Daily operations such as pull out/in, vehicle maintenance, dispatching, customer service, and training primarily take place at this

location. Additionally, Division I functions as the agency's main fueling center, equipped with hydrogen and CNG fueling dispensers and battery electric charging stations.

1.7.1.2 Division II – Indio

Division II, located on a 2.31-acre site at 83-255 Highway 111 in Indio, operates as a satellite facility for vehicle maintenance and storage. This division supports several vehicle maintenance operations and houses equipment for the Stops and Zones department, which is responsible for maintaining bus shelters and amenities. Division II also includes a public CNG fueling station, which also serves as a secondary fueling source for the agency's CNG fleet.

Figure 1.15 SunLine Operations and Administration Facilities, Transit Hub, and Park and Ride

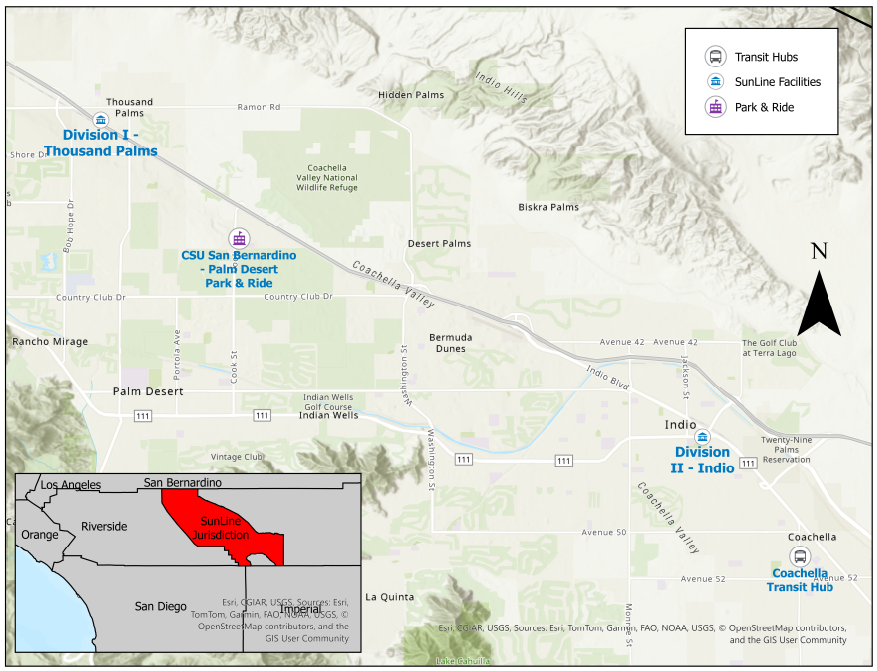

1.7.2 Transit Hubs

SunLine Transit Agency maintains two transit hubs: one in Thousand Palms and the other in Coachella, as shown in Figure 1.15.

1.7.2.1 Thousand Palms Transit Hub

The Thousand Palms Transit Hub is conveniently located at 72420 Varner Road near Division I. The Thousand Palms Hub serves as both a transit boarding point and a park-and-ride for travelers along the CA I-10 Highway. This hub exclusively services SunLine's

regional express Route 10 Commuter Link, connecting riders to destinations in the eastern valley and cities outside our jurisdiction. This 74,487 square-foot transit hub features 84 parking spaces: 79 standard spaces and 5 ADA-accessible ones, offering riders amenities such as shade structures, seating, and restrooms.

Figure 1.16 Thousand Palms Transit Hub



1.7.2.2 Coachella Transit Hub

The Coachella Transit Hub, a project completed in 2024 in collaboration with the City of Coachella, is located at the corner of 4th Street and Cesar Chavez in Coachella. This hub was funded by the Affordable Housing and Sustainable Communities (AHSC) Grant to enhance transit accessibility to neighboring affordable housing and reduce greenhouse gas (GHG) emissions for the eastern valley communities. It serves Routes 1, 8, and 6 and acts as a connecting point for riders traveling to and from the far eastern side of the Coachella Valley (North Shore) to the rest of the valley and beyond. The newly constructed transit hub

is .86 acres, with amenities featuring shade structures, benches, a bicycle rack, a water fountain, and a 540 square foot building with a break room for bus operators.

Figure 1.17 Coachella Transit Hub



1.7.3 Park-and-Rides

Park-and-ride facilities offer convenient access to public transportation by providing free parking for commuters. The California State University, San Bernardino – Palm Desert (CSUSB-PD) Campus (see Figure 1.15) acts as a park-and-ride for SunLine customers, primarily benefiting students and staff traveling between the Palm Desert and San Bernardino campuses. Both locations are served exclusively by the 10 Commuter Link, although SunLine does not maintain these facilities.

1.7.4 Bus Stop Amenities

SunLine's bus system features 574 bus stops within the Coachella Valley service area, plus three additional stops in the partnering cities of Beaumont and San Bernardino. SunLine's Bus Stop Amenity standard ensures that all stops are equipped with a bench and waste container. Stops with an average of at least 10 daily passenger boardings will have a shelter if conditions permit, including conditions that are the responsibility of jurisdictional partners, such as sidewalk and curb infrastructure. All bus stops are installed according to

ADA requirements. Table 1.7 illustrates the number of stops and those with shelters by city or district.

Table 1.7 Bus Stop Shelters by City/District (Source: Trapeze)

City/District	Total Stops	Total Shelters	
		Count	Percent
Cathedral City	61	53	87%
Coachella	33	31	94%
Desert Hot Springs	48	31	65%
Indian Wells	15	13	87%
Indio	90	57	63%
La Quinta	52	35	67%
Palm Desert	53	43	81%
Palm Springs	120	93	78%
Rancho Mirage	33	24	73%
Riverside County unincorporated	69	28	41%
Thermal	8	2	25%
Oasis	10	3	30%
Mecca	17	8	47%
One Hundred Palms	3	2	67%
Thousand Palms	10	9	90%
North Shore	11	1	9%
Desert Edge	7	0	0%
Bermuda Dunes	3	3	100%
Total	574	408	71%
Outside Coachella Valley			
Beaumont	1	3	100%
San Bernardino	2	2	100%

1.8 Existing Coordination Between Transit Agencies

1.8.1 Federal Agency Partners

SunLine collaborates with and reports to the U.S. Department of Transportation (USDOT), specifically the Federal Highway Administration (FHWA) and the Federal Transit Administration (FTA). These agencies offer funding and technical assistance for various transportation projects.

1.8.2 State Agency Partners

SunLine collaborates with the California State Transportation Agency (CalSTA), which oversees transportation policies and programs across the state. Key departments within CalSTA include the California Transportation Commission (CTC) and the California Department of Transportation (Caltrans). CTC and Caltrans manage vital programs such as the Active Transportation Program and the Low Carbon Transit Operations Program (LCTOP). The California Air Resources Board (CARB) and the California Energy Commission (CEC) are essential partners in SunLine's mission to reduce emissions and promote sustainable transportation. CARB sets air quality standards, while CEC advocates for the transition to 100% clean energy. These agencies run programs like the Clean Transportation Grant, which supports the adoption of zero-emission vehicles.

1.8.3 Regional and County Partners

Regional agency partners include the Southern California Association of Governments (SCAG), which is the metropolitan planning organization for the region, and the Coachella Valley Association of Governments (CVAG), the regional planning agency for the Coachella Valley. CVAG oversees the development and implementation of regional transportation projects such as the CV Link and CV Sync programs, and it plays a crucial role in managing roadway infrastructure within the valley.

The Riverside County Transportation Commission (RCTC), in addition to being an essential Regional Agency Partner, is a vital partner for SunLine. RCTC distributes funds from Measure A, a voter-approved sales tax, with 15% designated for public transportation in the Coachella Valley. Additionally, RCTC manages various funding programs, including the State of Good Repair (SGR) Program and the Transit and Intercity Rail Capital Program (TIRCP), which support improvements to transportation infrastructure.

1.8.4 Subregional Agency Partners

Subregional partners in the Inland Empire include agencies such as the Riverside Transit Agency (RTA), Omnitrans, Metrolink, Mountain Transit Authority, Victor Valley Transit Authority, City of Banning Transit, City of Beaumont Transit, and City of Corona Transit. Although direct service connections between SunLine and these agencies may be limited, operating within the same region creates opportunities for collaboration and information sharing, fostering a more interconnected transportation network throughout the Inland Empire.

1.8.5 Local Agency Partners

SunLine collaborates with several nearby transit agencies to enhance mobility options for riders. These agencies include Morongo Basin Transit, Palo Verde Valley Transit, OmniTrans, FlixBus, and Amtrak, which provide connecting services at shared stops within SunLine's service area and accept selected fare media.

1.9 Reference List of Prior or Existing Studies and Plans

SunLine's operations, performance, and service planning are guided by a series of studies aimed at better understanding its rider population, exploring the latest low-emission fuel technologies, improving facilities, and redesigning its network. These reports and studies have either been initiated by SunLine itself or mandated by federal and state agencies. In the past, these reports have also influenced the development of the Short-Range Transit Plan (SRTP).

- SunLine Transit Feasibility Study Hydrogen Station Expansion (January 2016)
- SunLine Transit Facilities Master Plan (November 2016)
- SunLine Transit Agency Transit Asset Management (September 2018)
- Network Study Report SunLine Transit Redesign & Network Analysis (February 2019)
- Zero Emissions Bus Rollout Plan (May 2020)
- SunLine Transit Agency Transit Asset Management (November 2022)
- SunLine Zero Emission Bus Rollout Plan (2025)
- Onboard Ridership Survey (2025)
  SunLine_2025_Onboard_Customer_Survey_Report.pdf
- SunLine Transit Strategic Plan (2025)
- Comprehensive Operations Analysis (Currently underway in 2026)

SunLine Transit Agency recognizes the significance of strategic investment in research and analysis to enhance services, respond to population growth, and meet federal mandates for the benefit of our community.

2 Existing Service and Route Performance

SunLine is the sole provider of public transportation in the Coachella Valley, located in Southern California. In the last fiscal year (July 2024 to June 2025), SunLine proudly transported 2,838, 501 passengers across its three transit modes, showcasing its commitment to effectively serving the community.

Figure 2.1 SunLine Family of Transit Services



SunLine Transit Agency's initiatives are guided by its clear mission and vision, which offer strategic direction.

Mission: Connecting people and improving life by taking you from where you are to where you want to be.

This direction is further influenced by the oversight and funding provided by the Riverside County Transportation Commission (RCTC). The RCTC serves as the regional transportation planning agency for Riverside County and is responsible for developing the regulatory standards for the Short-Range Transit Plan (SRTP). Preparing the SRTP and its supporting data enables RCTC to advocate for local, state, and federal funding to support SunLine's capital projects and transit operations.

RCTC also tracks performance metrics that evaluate the effectiveness and efficiency of SunLine's services, which are reviewed in the following sections.

2.1 Description of Key Performance Indicators

In January 2023, the Board of Directors approved the revised SunLine Service Standards Policy to provide Agency staff with direction regarding the planning, operation, and management of transit service in the Coachella Valley. The Service Standards Policy and accompanying metrics are intended to:

- promote continuous improvement of transit service

- provide regular updates on service performance
- meet federal requirements for monitoring Title VI of the Civil Rights Act
- avoid uninformed decision-making regarding the provision of service

These standards are further described later in this section.

2.1.1 Service Design Standards

SunLine Transit Agency developed a service standards policy to provide a framework for guidance of staff in the design, operation, and management of SunLine Transit Agency's transit services. The service standards policy objective is to promote the continuous improvement of transit service throughout the Coachella Valley and the maximization of mobility benefits to the community. Additionally, these service standards support agency efforts to meet Federal Title VI of the Civil Rights Act of 1964 requirements. SunLine Service Standards Policy was developed on 7/13/2013 and revised on 12/06/2023.

Service frequency and span of service can be revised where sustainable and where demand warrants increased frequency, performance measures can still be met, and when funding can sustain the frequency and span of service.

New routes may be implemented based on a weekday-only service, typically between the hours of 6:00 a.m. and 7:00 p.m., usually when there is a peak demand. During the implementation of new service, a trial period is allocated from 12 to 18 months (about 1 and a half years) as an opportunity to provide service adjustments before deciding to retain, expand, or eliminate the service. Table 2.1 lists the minimum service frequencies and spans.

Table 2.1 Service Frequency Standards

Frequency and Span by Service Type	Frequency of Service		Span of Service	
	Weekday	Weekend	Weekday	Weekend
Trunk bus routes	20 minutes peak 30 minutes off- peak	30 minutes	5:00 a.m. – 11:00 p.m.	5:00 a.m. – 11:00 p.m.
Local bus routes	30 minutes peak 60 minutes off- peak	60 minutes	5:00 a.m. – 7:00 p.m.	9:00 a.m. – 6:00 p.m.
Market-based services	Based on demand	Based on demand	Based on demand	Based on demand

2.1.1.1 Network Role

New services should be evaluated for their place in the overall transit network. Each new route in the network will have a unique role, whether it is facilitating transfers with existing services, introducing service coverage to a recent development, or providing connections between current routes and major destinations. While successful new routes connect with existing services, they should not duplicate existing service or compete for passengers.

2.1.1.2 Market Opportunities

There is a strong correlation between service performance, surrounding population, and employment densities. In other words, the more people with access to a route, the higher the route's potential ridership. Population-dense areas tend to coincide with mixed-use neighborhoods, walkable environments, and higher populations of transit-friendly constituencies such as students, seniors, zero-vehicle households, and low-income populations. The minimum population and employment density for the introduction of new all-day fixed route transit service is an average of 10 people/jobs per acre within a half mile of the proposed route.

A minimum threshold is considered supportive of fixed route service and should not be subjected to further analysis. Areas in this category that have unmet needs may be served by alternative options to fixed route service.

2.1.1.3 Unmet Mobility Needs

SunLine will strongly consider the mobility needs of transit-dependent populations when evaluating where to operate service. In assessing the area's demand for transit service, it is important to examine the presence of these demographic groups and identify any unmet needs.

2.1.1.4 Productivity vs. Coverage Target

The SunLine Board of Directors' goal is to capture choice riders and new riders and to expand transit market share. The Board is committed to investing in new operating plans that improve productivity and, when necessary, improve coverage. This is consistent with the Transportation Development Act of 1971 that established fiscal performance requirements of 20 percent of farebox recovery in urbanized areas and 10 percent in rural areas. To comply with this state mandate, and to improve effectiveness and efficiency, SunLine currently recommends the following policy for service deployment:

- Seventy percent of fixed-route service should be deployed in areas with higher population and employment densities where transit is able to meet productivity standards.

- Thirty percent of fixed-route service should be deployed to maintain coverage in areas where lower population and employment densities limit transit service productivity.

SunLine is in the process of completing a comprehensive operations analysis (COA). Through the COA, the agency is identifying stakeholder preferences for balancing coverage and productivity outcomes, so this direction may change in the near future.

2.1.1.5 Key Destinations

Key destinations likely to generate higher demand for transit service include major area schools, colleges, universities, hospitals, retail/commercial/entertainment centers with more than 10 people/jobs per acre, open residential communities, and those with relatively lower income and vehicle ownership levels.

2.1.2 Service Productivity Standards

Passengers per revenue hour and passengers per revenue trip are KPIs that measure service effectiveness, or productivity, based on ridership (passenger boardings) generated for each hour of revenue service for local and trunk routes and boardings per trip for market-based services operated (see Table 2.2).

Table 2.2 Passengers per Revenue Hour/Revenue Trip Standards

Service Tiers	Routes in Service Type	Passengers Per Revenue Hour Standard
Trunk routes	Routes 1EV, 1WV, 2	20
Local routes	Routes 3, 4, 5, 6, 7, 8, 9,	10
Market-based services	10 Commuter Link	10*

* Boardings per trip – is the productivity measure for market-based routes

2.1.3 Service Quality Standards

Service quality standards contribute to the reliability and consistency of service delivery. Customers may first be attracted to transit services based on headway and span. Choice riders may continue to use services because they know they can get to their destinations on time— unreliable service usually results in decreased ridership. Service quality standards are proposed to be measured using the following operational and passenger experience metrics:

- service scheduled speed (service quality)
- on-time performance (service reliability)
- runtime variance (service reliability)

- percent service completed (service reliability)
- miles between service interruption (service reliability)
- load standards (service comfort)
- average fleet age (service comfort)
- bus deployment standards

Each suggested metric is discussed in more detail below.

Service Scheduled Speed: Measures the route's scheduled service speed. The measure is calculated by dividing revenue miles by revenue hours for each route. This KPI monitors services needed to maintain reasonable speed to retain and grow ridership.

The target performance scheduled speed is 12.5 miles per hour (mph) for SunLine's transit system, as shown in Table 2.3.

Table 2.3 Service Scheduled Speed Standard

Service Mode	Service Speed - Weekdays	Service Speed - Weekends
Fixed-route bus	12.5 MPH	12.5 MPH

On-time Performance: This KPI measures service reliability as defined by adherence to the published service schedule. "On time" is when a trip departs at a time point within a range of 0 minutes early to 5 minutes late. For SunLine to achieve targeted on-time performance, service running times need to be calibrated regularly based on existing conditions. SunLine has a relatively uncongested operating environment, which helps support a high KPI for on-time performance. Some challenges to on-time performance are related to construction, heavy traffic, and passenger problems. On-time performance standards for fixed routes are at a target of 85 percent (Table 2.4).

Table 2.4 On-Time Performance Standard

Service Mode	On-Time Performance Standards
Fixed-route bus	85% (Excepting Major Detours)

Runtime Variance: Runtime is the time allotted in a transit schedule for a route to travel from one time point to another time point, or from beginning to end. Calibrating the runtime for the day of the week and hour of the day (for example, peak vs. non-peak) helps routes and the overall system adhere to or surpass the adopted on-time performance. It is

important to review runtime variance regularly because roadway traffic conditions are ever changing.

Percent Service Completed: Percentage of service completed is a metric established as of September 2017. The initial intention was to report the percentage of trips completed; however, because of limitations in the Avail ITS system, the percentage of revenue mileage completed is reported.

This KPI measures service reliability as defined by the percentage of miles completed daily. Three components are necessary to successfully complete scheduled service:

- daily availability of operators to meet service demands
- daily availability of fleet vehicles to meet service demands
- miles between service interruptions

The set standard for service completed is 99 percent by service mode, as seen in Table 2.5. The percentage of service completed for 2025 was 99 percent of the approved level of service, exceeding SunLine's minimum service standard.

Table 2.5 Service Completed Standard

Service Mode	Service Completed Minimum Standard
Fixed-route bus	99%

Miles between Service Interruptions: This KPI measures service reliability as defined by revenue miles between service interruptions, regardless of the cause. To meet this target, both avoidance of service interruptions through early identification (for example, planning for detours, proper fleet maintenance) and timely response to service interruptions that do occur are necessary. The set minimum target between service interruptions (road calls) is 5,000 miles, as seen in Table 2.6.

Table 2.6 Miles Between Service Interruptions Standard

Service Mode	Target Minimum Miles Between Service Interruptions (Road Calls)
Fixed-route bus	5,000

Load Standards: This service quality KPI establishes load standards for various vehicle types and is measured for each trip operated. While it may be acceptable for some riders to stand for short distances or time periods (for example, under 2 miles or 10 minutes)

during peak periods, it is expected that seating should be available for all riders during normal off-peak conditions (Table 2.7).

Table 2.7 Load Standards

Service Period	Maximum Consistent Load Factor
Peak	Average over 133% of seated load = 50 passengers
Off-peak	Average over 100% of seated load = 38 passengers

Average Fleet Age: The age of the vehicle fleet affects the performance and reliability of transit services and the attraction of customers. Adhering to the average fleet age requirement will ensure a consistently safe, reliable, and comfortable passenger experience (Table 2.8).

Table 2.8 Average Fleet Age Standard

Vehicle	Average Fleet Age
Standard transit bus	No greater than 10 years

Bus Deployment Policy: This policy specifies the kind of vehicle that should be used to operate individual routes. The type of vehicle deployed on a route depends primarily on ridership demand and trip loads (Table 2.9). Using incorrectly sized vehicles on routes can unnecessarily add operating cost to a route or result in overcrowding.

Table 2.9 Bus Deployment Standard

Route Type	Vehicle Type
Trunk bus routes	40’ bus
Local bus routes	32’ or 40’ bus based on ridership demand
Market-based services	MCI coach

2.1.4 Service Warrants

The Warrants Standards provide guidelines for the introduction of new services. They are a tool for judging when new service or service extensions are appropriate. A new fixed route or route extension could be introduced when the ridership forecasts based on population, school enrollment, or job density are sufficient to achieve minimum passengers per revenue hour standards by service type. To ensure the agency’s financial sustainability,

SunLine will introduce only those new services that operate above the lower-performing route quartile or with productivity that is within 15 percent of the system average.

Planning new services around these guidelines will help ensure the successful performance of new routes. Providing a set of guidelines for which areas warrant all-day fixed route service will help SunLine respond to future community requests for new service.

2.1.4.1 Evaluating New Services

New routes should be monitored to determine whether they are reaching the desired performance standards. The route should first be evaluated after 6 months to determine whether it meets more than two-thirds of its performance standards. New services not meeting the minimum standards at the end of an 18- to 24-month trial period are subject to corrective action or discontinuation.

In some cases, trial periods for new services may vary based on the requirements of grant funding. For example, if a grant provided 3 years of funding for a route that did not meet standards, this route may still be operated for the full 3-year period.

2.1.5 Paratransit Service Standards

2.1.5.1 Eligibility

- Any person with a disability who is unable to board, ride, or disembark from an accessible vehicle without the assistance of another person is eligible.
- Any person with a disability who has a specific impairment-related condition that prevents the person from traveling to or from a boarding/disembarking location is eligible.
- Certification is based on individual's functional ability to ride the fixed route system.
- Visitors qualified elsewhere in the United States may use the SunDial ADA service for up to 21 days per year and must then qualify locally.
- A maximum 21-day response period for the application and an appeals process exists.
- There is no limit to the number of trips a person can make. Reservations can be made up to 7 days in advance.
- A no-show policy exists for passengers who do not appear for their rides, with possible exclusion from SunDial service for a period of time in extreme cases.

SunLine's Eligibility Department processed 100 percent of completed applications within the 21-day target.

2.1.5.2 Access

- The agency must serve any origin and destination requests that are both within 0.75 miles of a fixed route corridor (excluding Commuter bus service) at the times and days of service when the fixed route is operating. Next-day service by reservation during regular business hours must be provided.
- The reservations call center accepts client reservations 7 days per week between 8:00 a.m. and 5:00 p.m. for next-day service.

2.1.5.3 Travel Time

- Trip pick-up time must be scheduled within 1 hour before or after the requested pick-up time. Trip length should be comparable to the time it would take to make the same trip by the fixed route service.

2.1.5.4 On-time Performance

- Trip pick up should consistently occur within a 30-minute window from the scheduled pickup time.
- On-time performance is in accordance with FTA Circular 4710.1 to perform equivalent to SunLine's fixed route service. Paratransit continues to meet and exceed this goal.

2.1.5.5 Capacity

- Subscription service is provided as a proportion of our total complementary paratransit service as long as it does not interfere with our capacity for demand trips.
- No more than 50 percent of the number of trips can be subscription. Going above this level could cause capacity constraints to serve our non-subscription riders.
- Staff ensures subscription trips are balanced with non-subscription trips to ensure adequate levels of service are provided on a daily basis.

2.1.5.6 Fares

- Fares charged may not exceed twice the non-discounted fare for the fixed-route network at the time of the trip.
- No fare is to be charged to personal care attendants where they are required.
- Companions pay the same ADA fare.
- SunDial fares are based on travel within one city or multiple cities. Within one city the fare is $1.50 per trip; travel within multiple cities is $2.00 per trip.

2.1.6 SunLine's Performance on Key Measures

Table 2.10 shows that SunLine is meeting half of the eight performance targets, including for farebox recovery. SunLine's actual FY 2025 3rd quarter farebox recovery ratio of 20.22% meets the FY 2025 target of greater than 17.49%.

Table 2.10 Year-to-Date FY 2025 Performance target report through 3rd quarter (TABLE 2A/2B RCTC OUTLINE)

RIVERSIDE COUNTY TRANSPORTATION COMMISSION

Table 2.0 -- Service Provider Performance Measures Report

FY 2025/26 Short Range Transit Plan Review

SunLine Transit Agency

Data Elements	FY 2025/26 Plan	FY 2025/26 Target	FY 2025/26 Year to Date Through 3rd Quarter	Year to Date Performance Scorecard
Unlinked Passenger Trips	3,089,161			
Passenger Miles	23,831,760			
Total Actual Vehicle Revenue Hours	284,877.0			
Total Actual Vehicle Revenue Miles	4,120,598.0			
Total Actual Vehicle Miles	4,957,686.0			
Total Operating Expenses	$50,500,000			
Total Passenger Fare Revenue	$9,392,793			
Net Operating Expenses	$41,107,207			
Performance Indicators				
Mandatory:				
1. Farebox Recovery Ratio	18.59%	>= 17.49%	20.22%	Meets Target
Additional:				
1. Operating Cost Per Revenue Hour	$177.27	<= $189.48	$225.90	Fails to Meet Target
2. Subsidy Per Passenger	$13.31	>= $10.74 and <= $14.54	$16.21	Fails to Meet Target
3. Subsidy Per Passenger Mile	$1.72	>= $1.87 and <= $2.53	$2.06	Meets Target
4. Subsidy Per Hour	$144.30	>= $114.72 and <= $155.20	$180.22	Fails to Meet Target
5. Subsidy Per Mile	$9.98	>= $8.27 and <= $11.19	$12.34	Fails to Meet Target
6. Passengers Per Revenue Hour	10.84	>= 9.08 and <= 12.28	11.12	Meets Target
7. Passengers Per Revenue Mile	0.75	>= 0.65 and <= 0.89	0.76	Meets Target

Note: Targets reflect +/- 15%

Productivity Performance Summary:

Service Provider Comments:

2.2

2.3 Description of SRTP Performance Report

SunLine is currently meeting all performance measures included in Table 2.11.

Table 2.11 FY 2026 Plan Performance Scorecard (TABLE 2.1 RCTC OUTLINE)

RIVERSIDE COUNTY TRANSPORTATION COMMISSION

FY 2026/27 - Table 2.1 -- SRTP Performance Report

Service Provider: SunLine Transit Agency

All Routes

Performance Indicators	FY 2024/25 End of Year Actual	FY 2025/26 3rd Quarter Year-to-Date	FY 2026/27 Plan	FY 2026/27 Target	Plan Performance Scorecard (a)
Passengers	2,838,498	2,086,566	3,062,017	None	
Passenger Miles	16,347,918	16,445,892	25,888,983	None	
Revenue Hours	263,698.7	187,640.8	268,330.0	None	
Total Hours	288,403.6	208,957.7	295,209.0	None	
Revenue Miles	3,715,444.0	2,740,186.0	4,026,095.0	None	
Total Miles	5,025,832.2	3,298,978.3	4,729,459.0	None	
Operating Costs	$50,016,684	$42,387,341	$53,025,000	None	
Passenger Revenue	$12,879,310	$8,570,535	$9,885,576	None	
Measure-A Revenue				None	
LCTOP Revenue				None	
Operating Subsidy	$37,137,374	$33,816,806	$43,139,424	None	
Operating Costs Per Revenue Hour	$189.67	$225.90	$197.61	<= $230.93	Meets Target
Operating Cost Per Revenue Mile	$13.46	$15.47	$13.17	None	
Operating Costs Per Passenger	$17.62	$20.31	$17.32	None	
Farebox Recovery Ratio	25.75%	20.22%	18.64%	>= 0.2	Meets Target
Subsidy Per Passenger	$13.08	$16.21	$14.09	>= $13.78 and <= $18.64	Meets Target
Subsidy Per Passenger Mile	$2.27	$2.06	$1.67	>= $1.75 and <= $2.37	Better Than Target
Subsidy Per Revenue Hour	$140.83	$180.22	$160.77	>= $153.19 and <= $207.25	Meets Target
Subsidy Per Revenue Mile	$10.00	$12.34	$10.71	>= $10.49 and <= $14.19	Meets Target
Passengers Per Revenue Hour	10.76	11.12	11.41	>= 9.45 and <= 12.79	Meets Target
Passengers Per Revenue Mile	0.76	0.76	0.76	>= 0.65 and <= 0.87	Meets Target

a) The Plan Performance Scorecard column is the result of comparing the FY 2026/27 Plan to the FY 2026/27 Primary Target.

TransTrack Manager™
5/8/2026

Page 1 of 1

2.3.1 Ridership

Ridership system-wide in FY 2025 for SunBus, SunDial, and SunRide was a total of 2,838, 501 boardings, an increase of 3.2 percent compared with FY 2024:

- SunBus ridership totaled 2,702,449, an increase of 116,661 rides or 4.5%, in comparison to FY 2024.
- SunDial ridership totaled 111,110, a decrease of 8,382 rides or 7%, in comparison to FY 2024.
- SunRide ridership totaled 24,923 an increase of 2,488 rides or 11%, in comparison to FY 2024.
- SolVan service was not continued in FY 2025 under SunLine Transit Agency, resulting in a net ridership loss of 23,739 in comparison to FY 2024.

2.3.1.1 Fixed-Route Ridership

The following figure shows SunLine's COVID-19 fixed route ridership recovery, comparing calendar years 2024 and 2025 to calendar year 2020. As shown, SunLine fixed-route ridership has increased from 2020 figures and has remained relatively steady between CY204 and CY2025. The COVID-19 pandemic caused a major national and global disruption with closures of businesses, schools, and entertainment venues due to the implementation of national and statewide public health policies. Variances are in red and green, close to their corresponding ridership number, and refer to variance between 2024 and 2025 and the baseline of 2020.

Figure 2.2 COVID-19 Impact on Fixed-Route Ridership and Subsequent Recovery CY 2024 & CY 2025 Comparison

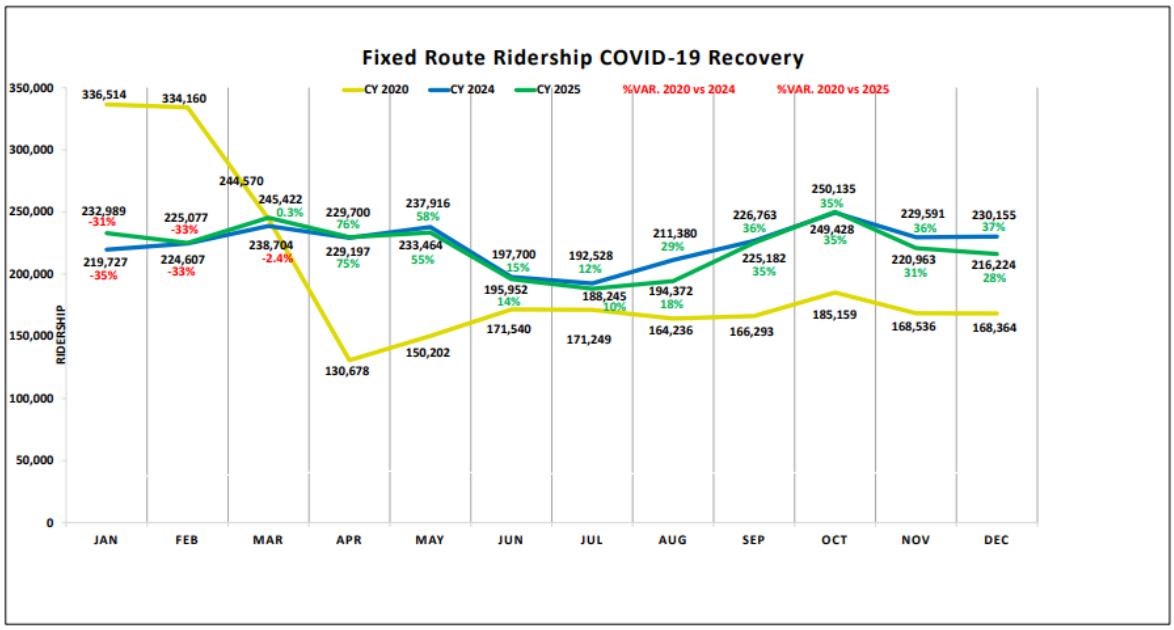

The COVID-19 pandemic caused a major national and global disruption with closures of businesses, schools and entertainment venues due to the implementation of national and statewide public health policies.
Variances are in red close to their corresponding ridership number. 2024 and 2025 are referring to the baseline of 2020.
CY 2020 will remain on the chart since it is the baseline needed to compare ridership recovery for CY 2024 & CY 2025. CY 2021 - CY 2023 have been removed to reflect the two (2) most recent years in recovery.

2.3.1.2 Paratransit Ridership

The following figure shows SunLine's COVID-19 paratransit ridership recovery, comparing calendar years 2024 and 2025 to calendar year 2020. As shown, SunLine paratransit ridership has increased from 2020 figures but has decreased between CY204 and CY2025. Variances are in red and green, close to their corresponding ridership number, and refer to variance between 2024 and 2025 and the baseline of 2020.

Figure 2.3 COVID-19 Impact on Paratransit Ridership and Subsequent Recovery CY 2024 & CY 2025 Comparison

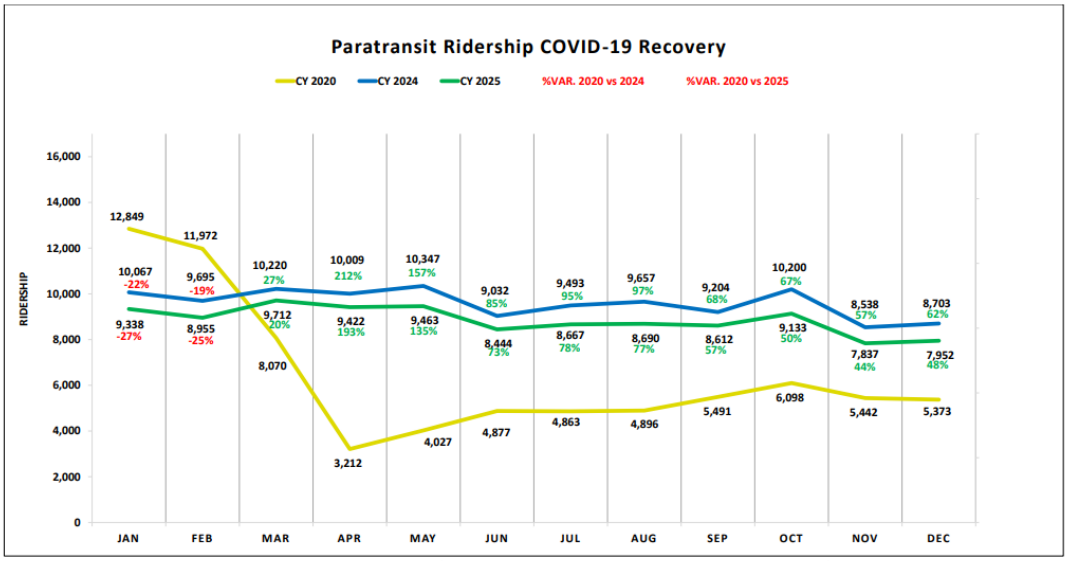

The COVID-19 pandemic caused a major national and global disruption with closures of businesses, schools and entertainment venues due to the implementation of national and statewide public health policies. Variances are in red close to their corresponding ridership number. 2024 and 2025 are referring to the baseline of 2020.
CY 2020 will remain on the chart since it is the baseline needed to compare ridership recovery for CY 2024 & CY 2025. CY 2021 - CY 2023 have been removed to reflect the two (2) most recent years in recovery.

2.3.1.3 SunRide Ridership FY 2023, 2024, and 2025 Comparison

As shown in the following figure, ridership on SunLine's microtransit service, SunRide, has increased since FY 2023, but decreased between FY 2024 and FY 2025.

Figure 2.4 SunRide Ridership FY2023-FY2025

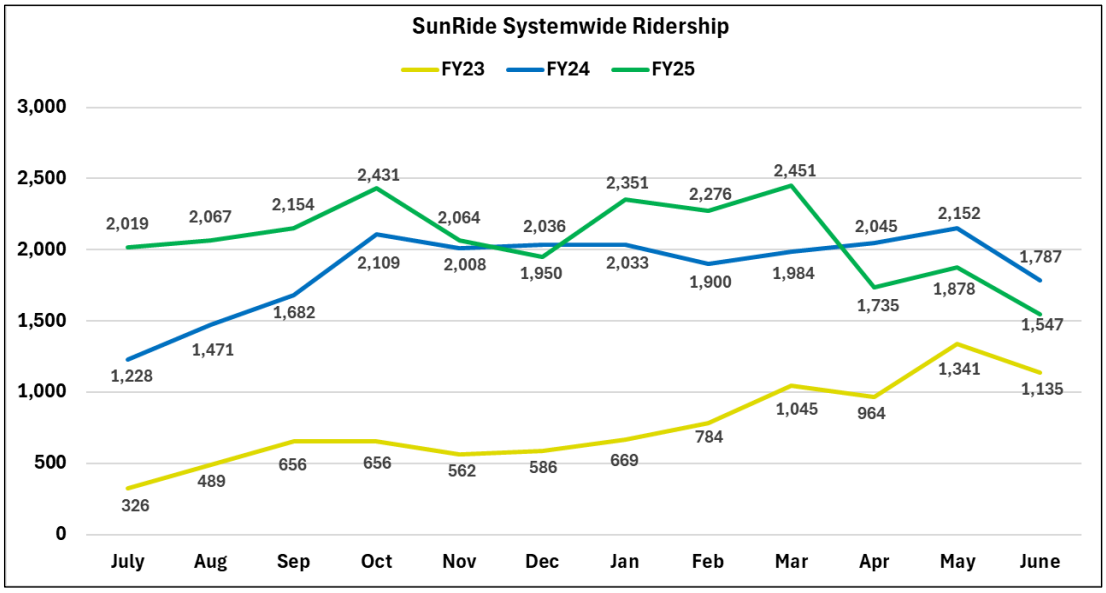

2.4 Description of SRTP Service Summary

The following descriptions below refer to the FY2025/2026 actual third quarter data compared to the FY2025/2026 planned data and FY2026/2027 planned data.

Fixed Route Fleet Characteristics

SunLine's FY25/26 3rd quarter peak hour fleet of 19 represents only 22% of the FY25/26 planned peak hour fleet of 84. SunLine's planned peak hour fleet for FY26/27 is 80, less than the planned peak hour fleet for FY25/26 and significantly higher than SunLine's FY25/26 3rd quarter figures. For both excluded and non-excluded routes, peak hour fleets were much smaller than planned.

Fixed Route Financial Data

SunLine's FY25/26 3rd quarter total operating expenses are lower than the FY25/26 planned total operating expenses, primarily related to on-site fuel (hydrogen and CNG) production. SunLine's planned total operating expense for FY26/27 are just over $2.5 million higher than planned figures for FY25/26. For both excluded and non-excluded routes, operating expenses were lower than planned.

SunLine's FY25/26 3rd quarter total passenger fare revenue is lower than the FY25/26 planned passenger fare revenue but within anticipated budget figures. SunLine's planned passenger fare revenue for FY26/27 is just under $600,000 more than planned figures for FY25/26. For excluded routes, passenger fare revenue was lower than planned, while non-excluded routes had higher than planned passenger fare revenue.

Fixed Route Operating Characteristics

SunLine's FY25/26 3rd quarter unlinked passenger trips represent 68% of the FY25/26 planned unlinked passenger trips. SunLine's planned unlinked passenger trips for FY26/27 are slightly lower than the planned unlinked passenger trips for FY25/26 and significantly higher than SunLine's FY25/26 3rd quarter figures.

There is a similar trend for all operating characteristics, with FY25/26 3rd passenger miles, vehicle revenue hours, vehicle revenue miles, and vehicle miles all lower than planned for FY25/26 and FY26/27. For both excluded and non-excluded routes, all operating characteristic figures were lower than planned.

Fixed Route Performance Characteristics

For FY25/26 3rd quarter, actual operating cost per revenue hour, subsidy per passenger, subsidy per passenger mile, subsidy per revenue hour, and subsidy per revenue mile were

all higher than planned for FY25/26. For both excluded and non-excluded routes, all performance characteristic figures were higher than planned. Farebox recovery ratio and passengers per revenue hour were higher than planned as well. For excluded routes, farebox recovery ratio and passengers per revenue hour were higher than planned, while non-excluded routes had lower than planned figures. Passengers per revenue mile were on target overall but higher than planned for non-excluded routes and lower than planned for excluded routes.

Table 2.12 SRTP Systemwide Service Summary (TABLE 2.2 RCTC OUTLINE)

RIVERSIDE COUNTY TRANSPORTATION COMMISSION

Table 2.2 -- SunLine Transit Agency -- SRTP Service Summary

FY 2026/27 Short Range Transit Plan

All Routes

	FY 2023/24 Audited	FY 2024/25 Audited	FY 2025/26 Plan	FY 2025/26 3rd Qtr Actual	FY 2026/27 Plan
Fleet Characteristics					
Peak-Hour Fleet	28	21	84	19	80
Financial Data					
Total Operating Expenses	$45,699,601	$50,016,684	$50,500,000	$42,387,341	$53,025,000
Total Passenger Fare Revenue	$15,339,212	$12,879,310	$9,392,793	$8,570,535	$9,885,576
Net Operating Expenses (Subsidies)	$30,360,389	$37,137,374	$41,107,207	$33,816,806	$43,139,424
Operating Characteristics					
Unlinked Passenger Trips	2,505,327	2,838,498	3,089,161	2,086,566	3,062,017
Passenger Miles	20,444,720	16,347,918	23,831,760	16,445,892	25,888,983
Total Actual Vehicle Revenue Hours (a)	255,475.4	263,698.7	284,877.0	187,640.8	268,330.0
Total Actual Vehicle Revenue Miles (b)	3,668,859.0	3,715,444.0	4,120,598.0	2,740,186.0	4,026,095.0
Total Actual Vehicle Miles	4,275,252.7	5,025,832.2	4,957,686.0	3,298,978.3	4,729,459.0
Performance Characteristics					
Operating Cost per Revenue Hour	$178.88	$189.67	$177.27	$225.90	$197.61
Farebox Recovery Ratio	33.57%	25.75%	18.59%	20.22%	18.64%
Subsidy per Passenger	$12.12	$13.08	$13.31	$16.21	$14.09
Subsidy per Passenger Mile	$1.49	$2.27	$1.72	$2.06	$1.67
Subsidy per Revenue Hour (a)	$118.84	$140.83	$144.30	$180.22	$160.77
Subsidy per Revenue Mile (b)	$8.28	$10.00	$9.98	$12.34	$10.71
Passenger per Revenue Hour (a)	9.8	10.8	10.8	11.1	11.4
Passenger per Revenue Mile (b)	0.68	0.76	0.75	0.76	0.76

(a) Train Hours for Rail Modes. (b) Car Miles for Rail Modes.

TransTrack Manager™
5/8/2026

Page 1 of 1

Table 2.13 SRTP Systemwide Service Summary (TABLE 2.2 RCTC OUTLINE) - Non-excluded Routes

RIVERSIDE COUNTY TRANSPORTATION COMMISSION

Table 2.2 -- SunLine Transit Agency -- SRTP Service Summary
FY 2026/27 Short Range Transit Plan
Non-Excluded Routes

	FY 2023/24 Audited	FY 2024/25 Audited	FY 2025/26 Plan	FY 2025/26 3rd Qtr Actual	FY 2026/27 Plan
Fleet Characteristics					
Peak-Hour Fleet	19	19	49	17	44
Financial Data					
Total Operating Expenses	$38,452,421	$41,211,903	$41,865,204	$34,927,298	$41,243,617
Total Passenger Fare Revenue	$15,125,330	$12,668,201	$7,754,598	$8,415,713	$7,648,885
Net Operating Expenses (Subsidies)	$23,327,091	$28,543,703	$34,110,606	$26,511,586	$33,594,732
Operating Characteristics					
Unlinked Passenger Trips	2,339,661	2,702,449	2,953,869	1,994,695	2,922,227
Passenger Miles	17,976,688	15,241,140	22,685,715	15,728,388	24,342,152
Total Actual Vehicle Revenue Hours (a)	165,026.8	182,944.3	219,285.0	137,166.9	189,079.0
Total Actual Vehicle Revenue Miles (b)	2,456,564.3	2,694,415.0	3,293,317.0	2,010,627.8	2,779,577.0
Total Actual Vehicle Miles	2,890,698.0	3,703,890.2	3,825,901.0	2,380,714.8	3,211,599.0
Performance Characteristics					
Operating Cost per Revenue Hour	$233.01	$225.27	$190.92	$254.63	$218.13
Farebox Recovery Ratio	39.34%	30.74%	18.52%	24.09%	18.54%
Subsidy per Passenger	$9.97	$10.56	$11.55	$13.29	$11.50
Subsidy per Passenger Mile	$1.30	$1.87	$1.50	$1.69	$1.38
Subsidy per Revenue Hour (a)	$141.35	$156.02	$155.55	$193.28	$177.68
Subsidy per Revenue Mile (b)	$9.50	$10.59	$10.36	$13.19	$12.09
Passenger per Revenue Hour (a)	14.2	14.8	13.5	14.5	15.5
Passenger per Revenue Mile (b)	0.95	1.00	0.90	0.99	1.05

(a) Train Hours for Rail Modes. (b) Car Miles for Rail Modes.

TransTrack Manager™
5/8/2026

Page 1 of 1

Table 2.14 SRTP Systemwide Service Summary (TABLE 2.2 RCTC OUTLINE) - Excluded Routes

RIVERSIDE COUNTY TRANSPORTATION COMMISSION

Table 2.2 -- SunLine Transit Agency -- SRTP Service Summary
FY 2026/27 Short Range Transit Plan
Excluded Routes

	FY 2023/24 Audited	FY 2024/25 Audited	FY 2025/26 Plan	FY 2025/26 3rd Qtr Actual	FY 2026/27 Plan
Fleet Characteristics					
Peak-Hour Fleet	9	4	35	2	36
Financial Data					
Total Operating Expenses	$7,247,180	$8,804,781	$8,634,796	$7,460,043	$11,781,383
Total Passenger Fare Revenue	$213,882	$211,109	$1,638,195	$154,822	$2,236,691
Net Operating Expenses (Subsidies)	$7,033,298	$8,593,672	$6,996,601	$7,305,221	$9,544,692
Operating Characteristics					
Unlinked Passenger Trips	165,666	136,049	135,292	91,871	139,790
Passenger Miles	2,468,032	1,106,779	1,146,045	717,505	1,546,831
Total Actual Vehicle Revenue Hours (a)	90,448.6	80,754.4	65,592.0	50,473.9	79,251.0
Total Actual Vehicle Revenue Miles (b)	1,212,294.7	1,021,029.0	827,281.0	729,558.2	1,246,518.0
Total Actual Vehicle Miles	1,384,554.7	1,321,942.0	1,131,785.0	918,263.4	1,517,860.0
Performance Characteristics					
Operating Cost per Revenue Hour	$80.12	$109.03	$131.64	$147.80	$148.66
Farebox Recovery Ratio	2.95%	2.40%	18.97%	2.08%	18.98%
Subsidy per Passenger	$42.45	$63.17	$51.71	$79.52	$68.28
Subsidy per Passenger Mile	$2.85	$7.76	$6.10	$10.18	$6.17
Subsidy per Revenue Hour (a)	$77.76	$106.42	$106.67	$144.73	$120.44
Subsidy per Revenue Mile (b)	$5.80	$8.42	$8.46	$10.01	$7.66
Passenger per Revenue Hour (a)	1.8	1.7	2.1	1.8	1.8
Passenger per Revenue Mile (b)	0.14	0.13	0.16	0.13	0.11

(a) Train Hours for Rail Modes. (b) Car Miles for Rail Modes.

TransTrack Manager™
5/8/2026

Page 1 of 1

Table 2.15 SRTP Fixed Route Service Summary (TABLE 2.2 RCTC OUTLINE)

RIVERSIDE COUNTY TRANSPORTATION COMMISSION

Table 2.2 -- SunLine-BUS -- SRTP Service Summary

FY 2026/27 Short Range Transit Plan

All Routes

	FY 2023/24 Audited	FY 2024/25 Audited	FY 2025/26 Plan	FY 2025/26 3rd Qtr Actual	FY 2026/27 Plan
Fleet Characteristics					
Peak-Hour Fleet	19	19	49	17	45
Financial Data					
Total Operating Expenses	$38,452,421	$41,211,903	$41,865,204	$34,927,298	$42,593,670
Total Passenger Fare Revenue	$15,125,330	$12,668,201	$7,754,598	$8,415,713	$7,905,429
Net Operating Expenses (Subsidies)	$23,327,091	$28,543,703	$34,110,606	$26,511,586	$34,688,241
Operating Characteristics					
Unlinked Passenger Trips	2,339,661	2,702,449	2,953,869	1,994,695	2,927,527
Passenger Miles	17,976,688	15,241,140	22,685,715	15,728,388	24,783,642
Total Actual Vehicle Revenue Hours (a)	165,026.8	182,944.3	219,285.0	137,166.9	194,634.0
Total Actual Vehicle Revenue Miles (b)	2,456,564.3	2,694,415.0	3,293,317.0	2,010,627.8	2,881,711.0
Total Actual Vehicle Miles	2,890,698.0	3,703,890.2	3,825,901.0	2,380,714.8	3,316,726.0
Performance Characteristics					
Operating Cost per Revenue Hour	$233.01	$225.27	$190.92	$254.63	$218.84
Farebox Recovery Ratio	39.34%	30.74%	18.52%	24.09%	18.56%
Subsidy per Passenger	$9.97	$10.56	$11.55	$13.29	$11.85
Subsidy per Passenger Mile	$1.30	$1.87	$1.50	$1.69	$1.40
Subsidy per Revenue Hour (a)	$141.35	$156.02	$155.55	$193.28	$178.22
Subsidy per Revenue Mile (b)	$9.50	$10.59	$10.36	$13.19	$12.04
Passenger per Revenue Hour (a)	14.2	14.8	13.5	14.5	15.0
Passenger per Revenue Mile (b)	0.95	1.00	0.90	0.99	1.02

(a) Train Hours for Rail Modes. (b) Car Miles for Rail Modes.

TransTrack Manager™

5/8/2026

Page 1 of 1

The following descriptions below refer to the FY2025/2026 actual third quarter data compared to the FY2025/2026 planned data and FY2026/2027 planned data.

DAR Fleet Characteristics

SunDial's FY25/26 3rd quarter peak hour fleet of 1 is much lower than the FY25/26 planned peak hour fleet of 27. SunDial's planned peak hour fleet for FY26/27 is 30, more than the planned peak hour fleet for FY25/26 and significantly higher than SunDial's FY25/26 3rd quarter figures.

DAR Financial Data

SunDial's FY25/26 3rd quarter total operating expenses are lower than the FY25/26 planned total operating expenses. SunDial's planned total operating expense for FY26/27 are just about $1.8 million higher than planned figures for FY25/26.

SunDial's FY25/26 3rd quarter total passenger fare revenue is only 9% of the FY25/26 planned passenger fare revenue. SunDial's planned passenger fare revenue for FY26/27 is under $400,000 more than planned figures for FY25/26.

DAR Operating Characteristics

SunDial's FY25/26 3rd quarter unlinked passenger trips represent 69% of the FY25/26 planned unlinked passenger trips. SunDial's planned unlinked passenger trips for FY26/27 are a little over 2,000 more than the planned unlinked passenger trips for FY25/26. There is a similar trend for all operating characteristics, with FY25/26 3rd passenger miles, vehicle revenue hours, vehicle revenue miles, and vehicle miles all lower than planned for FY25/26 and FY26/27.

DAR Performance Characteristics

For FY25/26 3rd quarter, actual operating cost per revenue hour, subsidy per passenger, subsidy per passenger mile, subsidy per revenue hour, and subsidy per revenue mile were all higher than planned for FY25/26 and higher for FY26/27 planned, except for operating cost per revenue hour, where the FY25/26 3rd quarter data is lower than FY26/27 planned. FY25/26 3rd quarter actual farebox recovery ratio, passengers per revenue hour, and passengers were lower than planned for FY25/26 as well. FY25/26 3rd quarter actual farebox recovery ratio is lower and passengers per revenue hour are lower than FY26/27 planned, but passengers per revenue mile are on target.

Table 2.16 SRTP Paratransit Service Summary (TABLE 2.2 RCTC OUTLINE)

RIVERSIDE COUNTY TRANSPORTATION COMMISSION

Table 2.2 -- SunLine-DAR -- SRTP Service Summary

FY 2026/27 Short Range Transit Plan

All Routes

	FY 2023/24 Audited	FY 2024/25 Audited	FY 2025/26 Plan	FY 2025/26 3rd Qtr Actual	FY 2026/27 Plan
Fleet Characteristics					
Peak-Hour Fleet	1	1	27	1	30
Financial Data					
Total Operating Expenses	$7,247,180	$7,523,619	$7,309,796	$6,630,584	$9,106,330
Total Passenger Fare Revenue	$213,882	$138,672	$1,391,347	$124,471	$1,733,299
Net Operating Expenses (Subsidies)	$7,033,298	$7,384,946	$5,918,449	$6,506,113	$7,373,031
Operating Characteristics					
Unlinked Passenger Trips	119,492	111,110	109,861	75,431	111,698
Passenger Miles	1,194,752	1,106,147	1,064,666	717,505	1,016,452
Total Actual Vehicle Revenue Hours (a)	58,411.9	57,207.9	58,326.0	42,322.2	56,872.0
Total Actual Vehicle Revenue Miles (b)	866,842.1	873,466.0	745,902.0	597,024.0	850,971.0
Total Actual Vehicle Miles	1,039,102.1	1,065,235.0	1,045,273.0	735,102.0	1,073,151.0
Performance Characteristics					
Operating Cost per Revenue Hour	$124.07	$131.51	$125.33	$156.67	$160.12
Farebox Recovery Ratio	2.95%	1.84%	19.03%	1.88%	19.03%
Subsidy per Passenger	$58.86	$66.47	$53.87	$86.25	$66.01
Subsidy per Passenger Mile	$5.89	$6.68	$5.56	$9.07	$7.25
Subsidy per Revenue Hour (a)	$120.41	$129.09	$101.47	$153.73	$129.64
Subsidy per Revenue Mile (b)	$8.11	$8.45	$7.93	$10.90	$8.66
Passenger per Revenue Hour (a)	2.1	1.9	1.9	1.8	2.0
Passenger per Revenue Mile (b)	0.14	0.13	0.15	0.13	0.13

(a) Train Hours for Rail Modes. (b) Car Miles for Rail Modes.

TransTrack Manager™
5/8/2026

Page 1 of 1

The following descriptions below refer to the FY2025/2026 actual third quarter data compared to the FY2025/2026 planned data and FY2026/2027 planned data.

Microtransit Fleet Characteristics

SunRide's FY25/26 3rd quarter peak hour fleet of 1 is lower than the FY25/26 planned peak hour fleet of 8. SunRide's planned peak hour fleet for FY26/27 is 5, less than the planned peak hour fleet for FY25/26 and higher than SunRide's FY25/26 3rd quarter figures.

Microtransit Financial Data

SunRide's FY25/26 3rd quarter total operating expenses are lower than the FY25/26 planned total operating expenses. SunRide's planned total operating expense for FY26/27 the same as planned figures for FY25/26.

SunRide's FY25/26 3rd quarter total passenger fare revenue is only 12% of the FY25/26 planned passenger fare revenue. SunRide's planned passenger fare revenue for FY26/27 the same as planned figures for FY25/26.

Microtransit Operating Characteristics

SunRide's FY25/26 3rd quarter unlinked passenger trips represent 65% of the FY25/26 planned unlinked passenger trips. SunRide's planned unlinked passenger trips for FY26/27 are about 2,600 less than the planned unlinked passenger trips for FY25/26. FY25/26 3rd quarter actual vehicle revenue hours, vehicle revenue miles, and vehicle miles were greater than FY25/26 planned figures and considerably less than FY26/27 planned figures.

Microtransit Performance Characteristics

For FY25/26 3rd quarter, actual operating cost per revenue hour, were lower than FY25/26 planned figures and higher than FY26/27 figures. FY25/26 3rd quarter actual farebox recovery ratio is considerably lower than FY25/26 and FY26/27 planned figures, and the subsidy per passenger is slightly higher than planned for both comparison years. FY25/26 3rd quarter actual subsidy per passenger mile, subsidy per revenue mile, passenger per revenue mile, and passenger per revenue hour are all lower than the planned FY25/26 figures, but passenger per revenue hour and passenger per both revenue hour and revenue mile are higher than planned for FY26/27.

Table 2.17 SRTP Microtransit Service Summary (TABLE 2.2 RCTC OUTLINE)

RIVERSIDE COUNTY TRANSPORTATION COMMISSION

Table 2.2 -- SunLine-MicroTransit -- SRTP Service Summary

FY 2026/27 Short Range Transit Plan

All Routes

	FY 2023/24 Audited	FY 2024/25 Audited	FY 2025/26 Plan	FY 2025/26 3rd Qtr Actual	FY 2026/27 Plan
Fleet Characteristics					
Peak-Hour Fleet	1	1	8	1	5
Financial Data					
Total Operating Expenses		$1,281,162	$1,325,000	$829,458	$1,325,000
Total Passenger Fare Revenue		$72,436	$246,848	$30,351	$246,848
Net Operating Expenses (Subsidies)		$1,208,726	$1,078,152	$799,107	$1,078,152
Operating Characteristics					
Unlinked Passenger Trips	22,435	24,927	25,431	16,440	22,792
Passenger Miles			81,379		88,889
Total Actual Vehicle Revenue Hours (a)	27,705.0	23,543.7	7,266.0	8,151.7	16,824.0
Total Actual Vehicle Revenue Miles (b)	118,035.0	147,355.0	81,379.0	132,534.2	293,413.0
Total Actual Vehicle Miles	118,035.0	256,499.0	86,512.0	183,161.4	339,582.0
Performance Characteristics					
Operating Cost per Revenue Hour		$54.42	$182.36	$101.75	$78.76
Farebox Recovery Ratio		5.65%	18.63%	3.66%	18.63%
Subsidy per Passenger		$48.49	$42.40	$48.61	$47.30
Subsidy per Passenger Mile			$13.25		$12.13
Subsidy per Revenue Hour (a)		$51.34	$148.38	$98.03	$64.08
Subsidy per Revenue Mile (b)		$8.20	$13.25	$6.03	$3.67
Passenger per Revenue Hour (a)	0.8	1.1	3.5	2.0	1.4
Passenger per Revenue Mile (b)	0.19	0.17	0.31	0.12	0.08

(a) Train Hours for Rail Modes. (b) Car Miles for Rail Modes.

TransTrack Manager™
5/8/2026

Page 1 of 1

The transit routes and the cities or communities they serve are listed in the following table.

Table 2.18 Summary of Fixed Route Transit Services

Route	Cities/Communities Served
1WV	Palm Springs, Cathedral City, Rancho Mirage, Palm Desert
1EV	Palm Desert, Indian Wells, La Quinta, Indio, and Coachella
2	Desert Hot Springs, Palm Springs, and Cathedral City
3	Desert Hot Springs and Desert Edge
4	Palm Springs, Cathedral City, Rancho Mirage, Thousand Palms, and Palm Desert
5	Desert Hot Springs and Palm Desert
6	Palm Desert, Indian Wells, La Quinta, Indio, and Coachella
7	La Quinta, Palm Desert, Indian Wells, and Bermuda Dunes
8	Indio, Coachella, Thermal, and Mecca
9	Mecca and North Shore
10	Indio, Palm Desert, Beaumont, and CSUSB
14	Palm Desert, Rancho Mirage, Thousand Palms

The following tables show the current frequency and service spans, respectively, for each route.

Table 2.19 Frequency by Route

Route	Weekday	Weekend
	All Day	All Day
1WV	30	30
1EV	30	30
2	30	40
3	30	60
4	60	60
5	60*	No service
6	60*	No service
7	45	90
8	60	60
9	60	60
10	Select trips	No service
14	60	60

*Service runs 6:30 a.m. – 11:30 a.m. and 2:10 p.m. – 7:30 p.m.

Table 2.20 Service Spans by Route

Route	Weekday Span		Weekend Span	
	Start	Finish	Start	Finish
1WV	5:00 a.m.	10:42 p.m.	5:00 a.m.	10:42 p.m.
1EV	5:00 a.m.	11:03 p.m.	5:00 a.m.	11:03 p.m.
2	5:00 a.m.	10:33 p.m.	5:00 a.m.	10:33p.m.
3	6:45 a.m.	8:44 p.m.	6:45 a.m.	8:35 p.m.
4	6:10 a.m.	10:09 p.m.	6:10 a.m.	10:09 p.m.
5 (AM)	6:30 a.m.	11:26 a.m.	No service	No service
5 (PM)	2:10 p.m.	7:27 p.m.	No service	No service
6 (AM)	6:00 a.m.	11:46 a.m.	No service	No service
6 (PM)	2:00 p.m.	7:45 p.m.	No service	No service
7	5:10 a.m.	8:51 p.m.	5:10 a.m.	9:20 p.m.
8	5:30 a.m.	10:57 p.m.	5:30 a.m.	10:57 p.m.
9 (AM)	6:00 a.m.	9:45 a.m.	6:00 a.m.	9:45 p.m.
9 (PM)	2:00 p.m.	7:45 p.m.	2:00 p.m.	7:45 p.m.
10 (AM)	5:10 a.m.	2:13 p.m.	No service	No service
10 (PM)	12:40 p.m.	9:13 p.m.	No service	No service
14	5:40 a.m.	10:05 p.m.	5:40 a.m.	10:05 p.m.

2.5 Description of SRTP Service Performance

Table 2.21 SRTP Route Statistics (TABLE 2.3 RCTC OUTLINE) (PLACEHOLDER TABLE pending finalization of current period's table).

RIVERSIDE COUNTY TRANSPORTATION COMMISSION

Table 2.3 - SRTP Route Statistics
SunLine Transit Agency -- 8
FY 2026/27
All Routes

Data Elements

Route #	Day Type	Peak Vehicles	Passengers	Passenger Miles	Revenue Hours	Total Hours	Revenue Miles	Total Miles	Operating Cost	Passenger Revenue	Measure-A Revenue	LCTOP Revenue
SUN-10 CL	All Days	2	44,123	367,545	6,186	7,003	194,497	224,564	$2,883,874	$494,296		
SUN-14	All Days	1	15,837	131,922	7,229	7,641	123,428	130,318	$1,673,559	$334,712		
SUN-17	All Days	1	5,300	441,490	5,555	5,693	102,134	105,127	$1,350,053	$256,544		
SUN-1EV	All Days	5	590,876	4,921,997	29,295	31,394	367,742	431,252	$5,538,179	$1,107,636		
SUN-1WV	All Days	5	507,839	4,230,299	29,313	30,911	347,385	385,783	$4,954,257	$990,851		
SUN-2	All Days	7	814,139	6,781,778	41,355	43,380	570,755	627,111	$8,053,409	$1,520,854		
SUN-200	All Days	1	1,896	15,794	127	268	2,722	6,867	$88,188	$14,578		
SUN-3	All Days	2	105,078	875,300	9,408	9,971	152,185	170,590	$2,190,729	$410,658		
SUN-4	All Days	4	251,053	2,091,271	16,111	16,651	206,663	218,547	$2,806,592	$550,907		
SUN-5	All Days	2	43,487	362,247	4,753	5,549	120,856	145,547	$1,869,122	$311,801		
SUN-500	All Days	1	772	6,431	76	151	1,186	3,076	$39,505	$7,781		
SUN-6	All Days	3	82,072	683,660	9,440	10,106	120,940	140,906	$1,809,527	$361,905		
SUN-7	All Days	2	99,673	830,276	9,646	9,989	127,301	137,924	$1,771,226	$354,245		
SUN-700	All Days	1	4,769	39,726	225	311	3,514	5,926	$76,097	$15,219		
SUN-701	All Days	1	7,686	64,024	182	299	2,750	5,936	$76,236	$15,247		
SUN-8	All Days	3	201,667	1,679,886	18,133	19,082	266,563	303,611	$3,898,993	$668,075		
SUN-800	All Days	2	81,638	680,045	691	1,501	14,436	36,468	$468,325	$93,665		
SUN-9	All Days	2	69,622	579,951	6,909	8,709	156,654	237,173	$3,045,799	$396,455		
SUN-DAR	All Days	30	111,698	1,016,452	56,872	68,780	850,971	1,073,151	$9,106,330	$1,733,299		
SUN-Micro	Weekday	5	22,792	88,889	16,824	17,820	293,413	339,582	$1,325,000	$246,848		
		80	3,062,017	25,888,983	268,330	295,209	4,026,095	4,729,459	$53,025,000	$9,885,576		

TransTrack Manager™
5/8/2026

Page 1 of 2

SunLine TRANSIT AGENCY

RCTC RIVERSIDE COUNTY TRANSPORTATION COMMISSION

Table 2.3 - SRTP Route Statistics

SunLine Transit Agency -- 8
FY 2026/27
All Routes

Performance Indicators

Route #	Day Type	Net Subsidy	Operating Cost Per Revenue Hour	Operating Cost Per Revenue Mile	Cost Per Passenger	Farebox Recovery Ratio	Subsidy Per Passenger	Subsidy Per Passenger Mile	Subsidy Per Revenue Hour	Subsidy Per Revenue Mile	Passengers Per Hour	Passengers Per Mile
SUN-10 CL	All Days	$2,389,578	$466.19	$14.83	$65.36	17.13%	$54.16	$6.50	$386.29	$12.29	7.13	0.23
SUN-14	All Days	$1,338,847	$231.51	$13.56	$105.67	20.00%	$84.54	$10.15	$185.21	$10.85	2.19	0.13
SUN-17	All Days	$1,093,509	$243.03	$13.22	$254.73	19.00%	$206.32	$2.48	$196.85	$10.71	0.95	0.05
SUN-1EV	All Days	$4,430,543	$189.05	$15.06	$9.37	20.00%	$7.50	$0.90	$151.24	$12.05	20.17	1.61
SUN-1WV	All Days	$3,963,406	$169.01	$14.26	$9.76	19.99%	$7.80	$0.94	$135.21	$11.41	17.32	1.46
SUN-2	All Days	$6,532,555	$194.74	$14.11	$9.89	18.88%	$8.02	$0.96	$157.96	$11.45	19.69	1.43
SUN-200	All Days	$73,610	$694.39	$32.40	$46.51	16.53%	$38.82	$4.66	$579.61	$27.04	14.93	0.70
SUN-3	All Days	$1,780,071	$232.86	$14.40	$20.85	18.74%	$16.94	$2.03	$189.21	$11.70	11.17	0.69
SUN-4	All Days	$2,255,685	$174.20	$13.58	$11.18	19.62%	$8.98	$1.08	$140.01	$10.91	15.58	1.21
SUN-5	All Days	$1,557,321	$393.25	$15.47	$42.98	16.68%	$35.81	$4.30	$327.65	$12.89	9.15	0.36
SUN-500	All Days	$31,724	$519.80	$33.31	$51.17	19.69%	$41.09	$4.93	$417.42	$26.75	10.16	0.65
SUN-6	All Days	$1,447,622	$191.69	$14.96	$22.05	19.99%	$17.64	$2.12	$153.35	$11.97	8.69	0.68
SUN-7	All Days	$1,416,981	$183.62	$13.91	$17.77	19.99%	$14.22	$1.71	$146.90	$11.13	10.33	0.78
SUN-700	All Days	$60,878	$338.21	$21.66	$15.96	19.99%	$12.77	$1.53	$270.57	$17.32	21.20	1.36
SUN-701	All Days	$60,989	$418.88	$27.72	$9.92	19.99%	$7.94	$0.95	$335.10	$22.18	42.23	2.79
SUN-8	All Days	$3,230,918	$215.02	$14.63	$19.33	17.13%	$16.02	$1.92	$178.18	$12.12	11.12	0.76
SUN-800	All Days	$374,660	$677.75	$32.44	$5.74	20.00%	$4.59	$0.55	$542.20	$25.95	118.14	5.66
SUN-9	All Days	$2,649,344	$440.85	$19.44	$43.75	13.01%	$38.05	$4.57	$383.46	$16.91	10.08	0.44
SUN-DAR	All Days	$7,373,031	$160.12	$10.70	$81.53	19.03%	$66.01	$7.25	$129.64	$8.66	1.96	0.13
SUN-Micro	Weekday	$1,078,152	$78.76	$4.52	$58.13	18.63%	$47.30	$12.13	$64.08	$3.67	1.35	0.08
		$43,139,424	$197.61	$13.17	$17.32	18.64%	$14.09	$1.67	$160.77	$10.71	11.41	0.76

2.5.1 Productivity

Trunk routes are highly traveled corridors serving a variety of trip purposes and connect a variety of regional destinations. Figure 2.5 indicates that none of the trunk routes (Routes 1EV, 1WV, and 2) met their performance standards in FY24, FY 25, or FY26 (through March 2026). The target for trunk routes is 20 passengers per revenue hour, based on the Board approved Service Standards Policy (B-190613).

Figure 2.5 FY 2024/2025 Trunk Routes Average Passengers per Revenue Hour

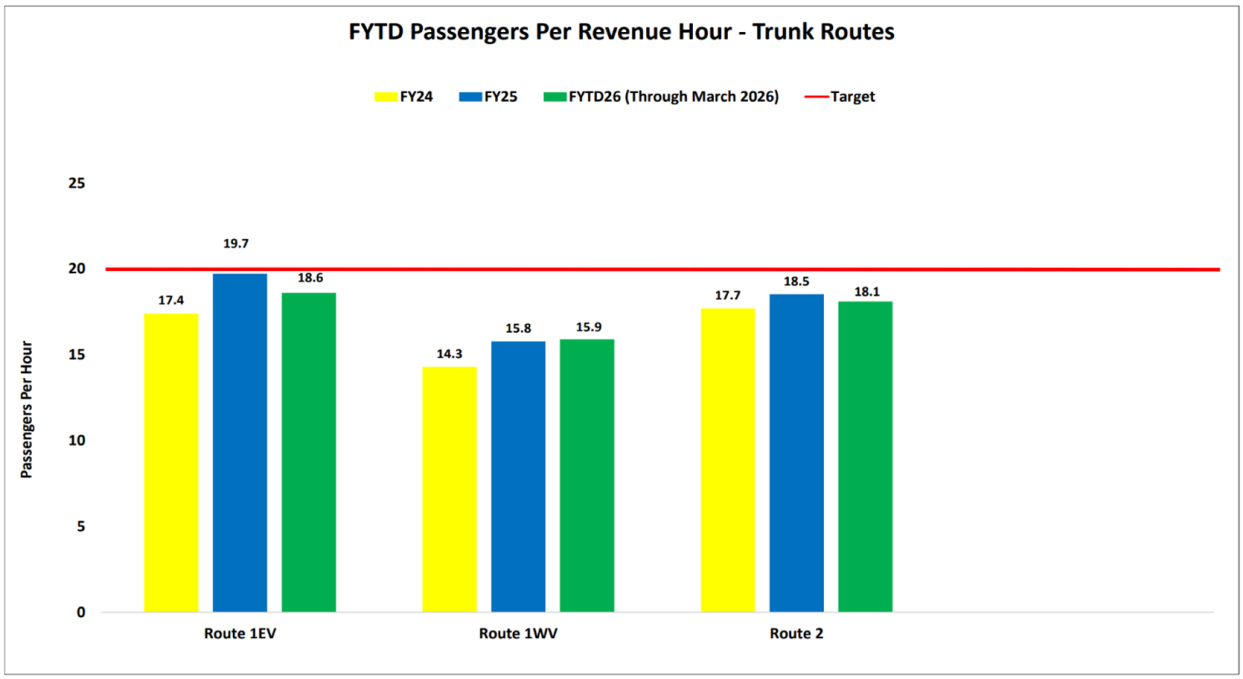

Local routes are secondary routes that connect to the trunk routes and supplement the SunBus network. Figure 2.6 indicates that four out of the seven local routes are meeting their performance standards goal for FY26 through March 2026. The target for local fixed routes is 10 passengers per revenue hour, based on the Board approved Service Standards Policy (B-190613).

Figure 2.6 FY 2024/2025 Local Routes Average Passengers per Revenue Hour

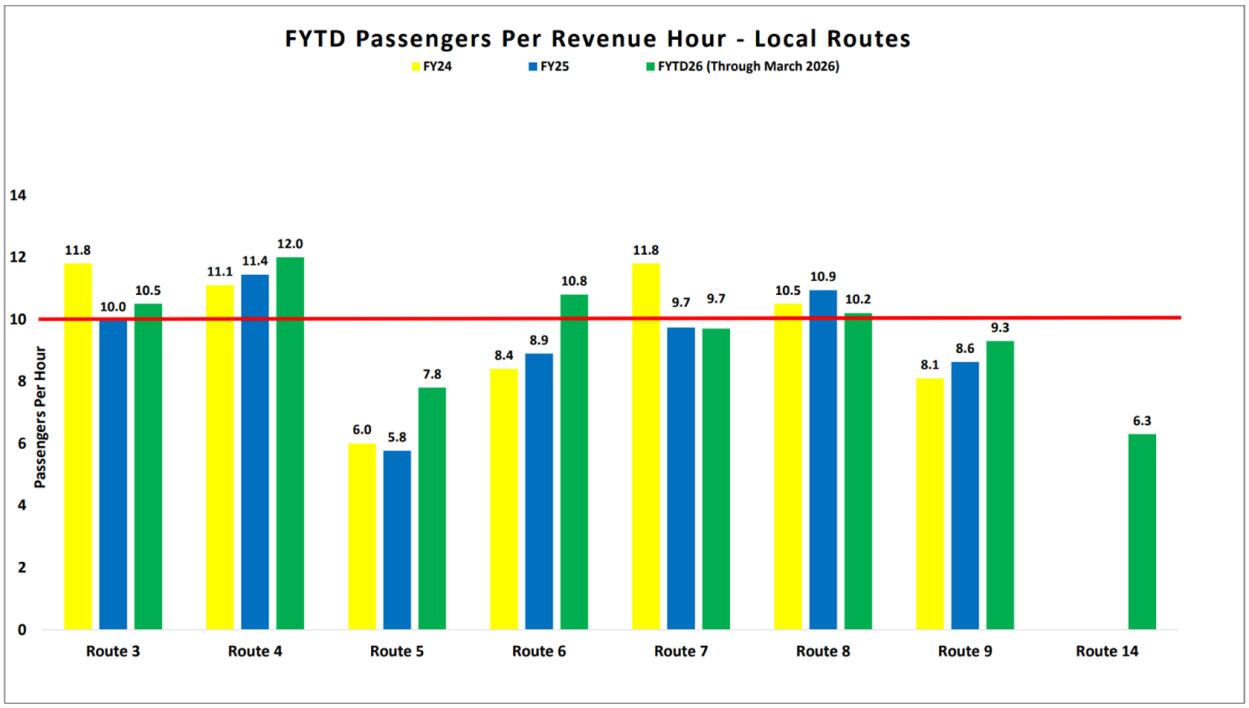

Route 10 Commuter Link service is currently meeting its goal based on the Board approved Service Standards Policy (B-190613), of 10 passengers per revenue trip (Figure 2.7).

Figure 2.7 FY 2024/2025 Market-Based Service Average Passenger per Revenue Trip

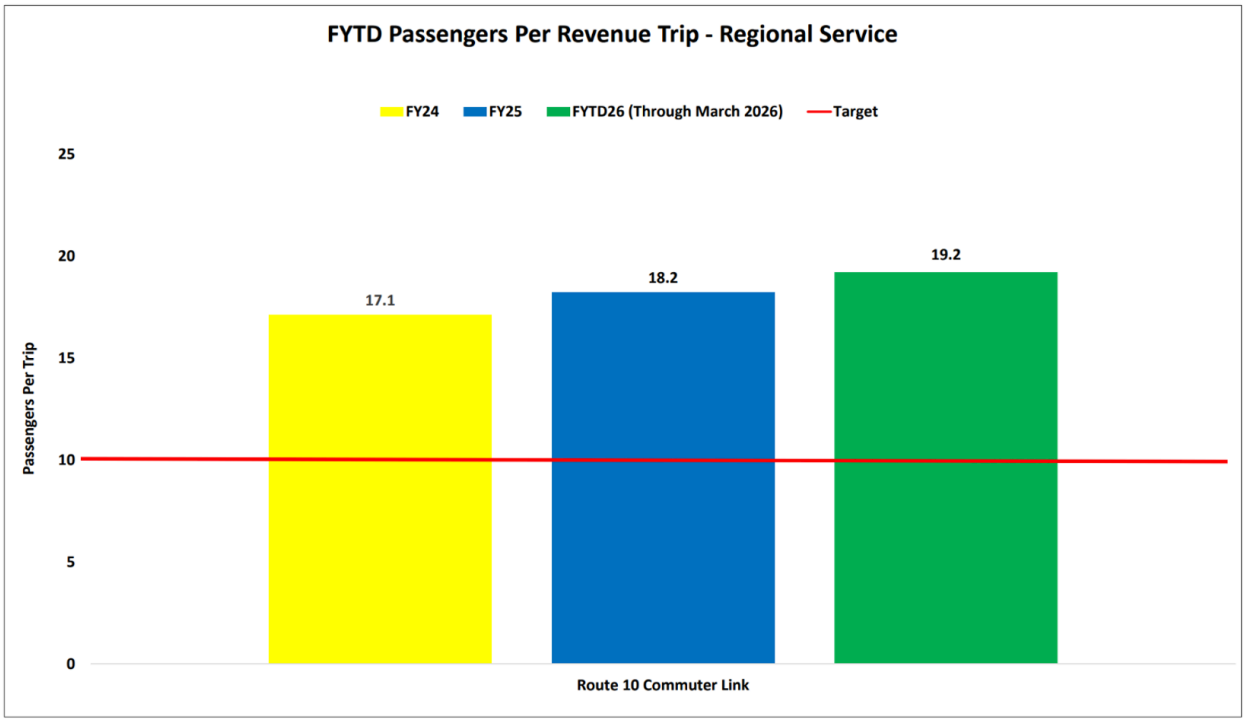

2.5.2 On-Time Performance

On-time performance is defined as a rider being picked up within 30 minutes of the scheduled pick-up time. The agency has established a performance goal of 85%.

SunLine Transit Agency does not have fully reliable on-time performance (OTP) data for SunBus or SunDial for FY2025 due to limitations with the CAD/AVL systems in place during that time. The agency was using the Avail (MyAvail) system, which experienced data gaps and inconsistencies. There were also multiple versions of the system that were not fully integrated, which affected data quality. During this same period, the agency began a temporary transition to the Swiftly platform. This transition also caused interruptions in data collection and reporting. As a result, large portions of FY2025 contain incomplete or unreliable OTP data. The agency is working toward a long-term solution and expects the GMV system to be fully implemented by FY2027. This system will support more accurate data collection and performance monitoring moving forward.

Figure 2.8 shows SunRide's on-time performance for FY 2025 and FYTD26. SunRide is meeting its 85% on-time performance target in all zones.

Figure 2.8 FY2024/2025 SunRide On-Time Performance

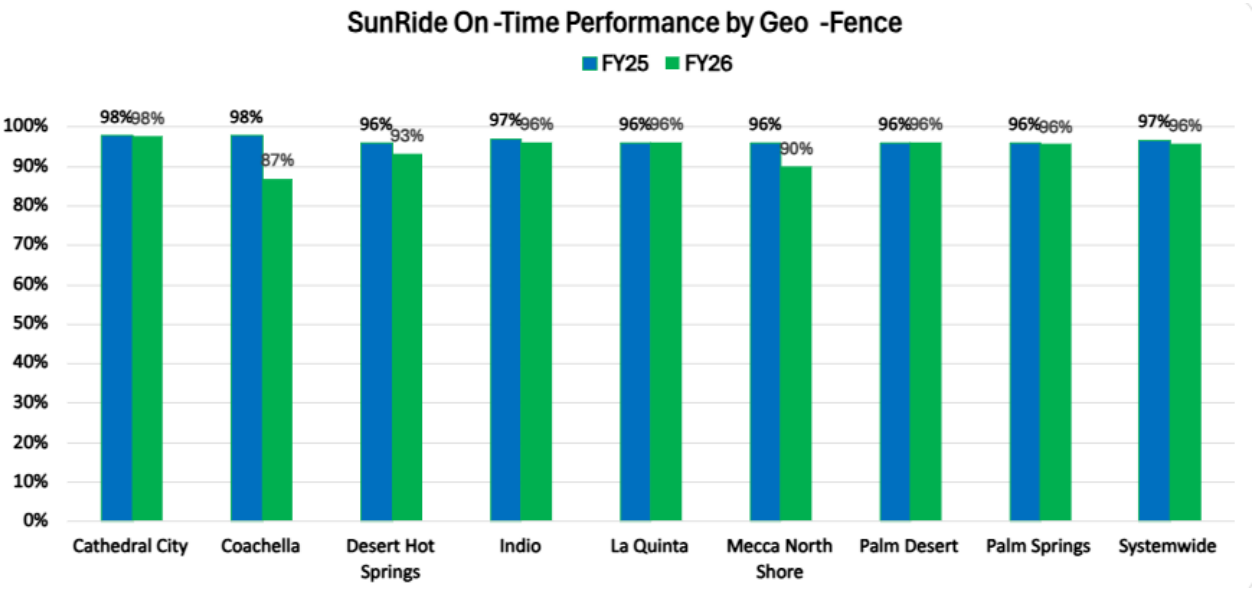

2.6 Productivity Improvement Efforts Underway

SunRide, a contracted transportation service provided by VIA, has grown as a microtransit program from connecting riders to fixed route service by bridging the first mile, last mile gap, to now include virtual stops within each geo-fence. Virtual stops consist of medical facilities, pharmacies, banks, grocery stores, educational facilities, and community services, such as libraries and senior centers. VIA/SunRide is in its second year as a turnkey solution. Performance metrics are regularly reviewed and analyzed to continuously improve how the service performs.

SunLine has partnered with Transit App to bring a universal solution to riders. Transit App is a globally used trip planning and payment app that brings convenience to riding public transit. Transit app's multiagency trip planning solution allows riders to identify new transit solutions out of the Coachella Valley and into the greater LA County region.

SunLine is conducting a Comprehensive Operational Analysis (COA) in FY 26/27 to evaluate and improve the effectiveness and efficiency of its transit network. This in-depth study will assess current rider needs and explore strategies to attract new riders. Key questions the COA will help answer include: Does my bus go where I need it to go? Does it operate when I need it? And does it come often enough to meet my needs? The results will guide future service planning to ensure SunLine's system is efficient, equitable, and responsive to the communities it serves.

2.7 Major Trip Generators

The 2025 SunLine Transit Agency Rider Survey identified the main transit trip generators in the Coachella Valley. The top destinations cited by respondents were The Shops at Palm Desert, followed by Collee of the Desert and CSUSB.

2.8 Recent Service Changes

SunLine typically implements service changes in January, May, and September in agreement with the MOU. These service changes are driven by experiences learned from previous adjustments, evolving passenger needs, assessments of service effectiveness, and other factors impacting service quality. The following table shows changes that occurred or are planned from FY24 through FY27.

Table 2.22 Recent, Planned, and Future Service Changes

Service Changes	
Date	Description
September 2024	September 2024 was when the Coachella Transit Hub was put into service. Other changes that occurred during this service change include: • Route 1EV: Running time shifted from midpoint to layover. Frequency set at 30 minutes, 7 days a week. • Route 1WV: Running time shifted from midpoint to layover. Frequency set at 30 minutes, 7 days a week. • Route 2: Running time shifted from midpoint to layover. Departure times shifted by -9 minutes to improve the north segment. Frequency 30 minutes, 7 days a week. • Route 3: Eastbound segment adjusted to depart 2 minutes earlier at Dillon & Corkill to improve passenger transfers at Palm & Hacienda. • Route 4 (Weekdays): Time adjustment and re-block during peak hours. All eastbound departures shifted 5 minutes later to allow connections with Route 2 southbound at Date Palm & Ramon. Added 4 minutes in both directions from Ramon/Date Palm to Dinah Shore/Shoppers Lane. • Route 5: Midpoint times adjusted northbound from Town Center/Hahn to Cook & Berger, adding up to 4 minutes to improve OTP. • Route 7: First two early trips shifted to better connect with Route 1EV at Highway 111 & Adams. • Routes 1EV, 6, and 8: Alignment change to serve the new Coachella

January 2025	SunLine implemented targeted schedule adjustments across several routes to improve transfer connectivity and on-time performance. Key changes included: • Route 1WV: Schedule adjusted to improve connections with Route 2 at Palm Canyon & Baristo. A new time point was added at that location. • Route 1EV: Middle-point improvements at Highway 111 and Adams Street to enhance service reliability. • Route 2: Running time added mid-schedule to improve transfers from Route 1WV at Indian Canyon and Ramon (approximately 10 minutes on one northbound trip per block). • Route 4: Schedule standardized across all seven days. A 4:00 PM trip was modified to serve Rancho Mirage High School students, and a new time point was added at Ramon & Sierra Del Sol for the 3:10 PM trip. • Route 7: First trip (5:15 AM) adjusted to connect with Route 1EV's early-morning transfer. • Tripper 200: Departure adjusted by one minute to assist the 7:30 AM trip. • Route 10 Commuter Link: A new stop was added at Indio Boulevard at the Transportation Center, providing improved access to the Indio Bus
May 2025	• Route 4: A new designated midpoint stop was added at the Thousand Palms Transit Hub, improving connectivity with Route 10. This change applied across weekday, Saturday, and Sunday schedules. • Route 1EV: A realignment was proposed to improve cycling efficiency and schedule reliability. Running times remained unchanged. • Route 7 (Southbound): Weekday departure times adjusted by -3 minutes at Washington & Fred Waring to improve connectivity with Route 1EV. Effective for trips between 7:00 AM and 5:19 PM.

Sept 2025	• Route 1WV: Eastbound trips adjusted at B Street to better align with Route 1EV at Town Center & Hahn. Evening time band (6:00–10:00 PM) adjusted to reduce layover slack. • Route 1EV: Departure time of the last trip delayed by 5 minutes to improve transfer coordination with Route 1WV. • Route 2: Time point relocated from Ramon & Indian to Palm Canyon & Baristo. Time bands adjusted by 2 minutes (10:40 AM – 6:00 PM) to improve connectivity with Route 1WV. • Route 6: Mid-route time point adjusted at Fred Waring & Washington due to unsafe westbound conditions at that intersection. • Route 8: Running times adjusted by 5 minutes to improve connections with Route 1EV at the Coachella Transfer Hub. Time point at 62nd Avenue & Buchanan Street removed to improve on-time performance. • Trippers 800/801/802/803: Realigned to reflect Desert Sands Unified School District's updated school schedule. Four separate tripper lines consolidated into a single Tripper 800. Wednesday PM trips adjusted to
Jan 2026	This service change included a significant restructuring to address on-time performance and fuel-cell vehicle range constraints. • Route 4 / New Route 14: Route 4 was shortened to operate between the Airport and the Thousand Palms Transit Hub. A new Route 14 was introduced to serve the Thousand Palms to Palm Desert corridor. This split improved OTP and reduced block mileage for fuel-cell fleet compatibility. • Thousand Palms Transit Hub: A dedicated midday refueling and vehicle exchange window was integrated at the TP Hub. Routes 4 and 14 were designated to interline at the TP Hub on weekends (Saturday and Sunday). • Route 6: Service hours extended to 6:00 AM – 8:00 PM Monday through Friday. Route 6 began interlining with Route 14 (previously interlined with Route 5). • Route 5: New operator independently maintaining existing time bands

Planned May 2026	• Route 1WV: B Street time point relocated. Eastbound trips delayed by 5 minutes. • Route 2: B Street time point relocated. Minor route trace modification. • Route 4: Weekend schedule timing updates. No alignment changes. • Route 5: Running time adjustments. Schedule restructured to address adherence issues. • Route 6: Schedule shifted to support Route 14 coordination. Two trips added.
Planned September 2026	• Assessing school trippers to improve operational issues • Evaluating whether service shall remain at B Street and Buddy Rogers or alignment of services to stay on the main Hwy 111 corridor • Complete evaluation for Route 14 for realignment to operate via Monterey instead of the Dinah Shore corridor
Planned January 2027	• Route 17 north of the freeway in Bermuda Dunes and Indio • Route alignment changes to serve the new College of the Desert/Palm Springs campus with Route 2 and potentially Route 4
Planned for May 2027	• Route planning, realignment efforts and expansion of service incorporating results of the SunLine: Rides Reimagined initiative (Comprehensive Operational Analysis, COA) once the analysis is finalized. Results will guide future service changes and a broader system redesign.

2.9 Community and Stakeholder Engagement

SunLine Transit Agency organizes annual events and actively participates in various community gatherings and outreach programs. These efforts are essential for fostering relationships not only with riders and community members but also with other organizations. Below is a list of key events hosted by SunLine, as well as those we attended in collaboration with other organizations from January 2025 to January 2026:

- Internal SunLine Events for Employees:
    - We Love our Employees

    - Roadeo
    - National Transit Employee Appreciation Day
    - Safety BBQ
    - Snow Cone Social
    - Around the World Potluck
    - Holiday Employee Breakfast
    - Holiday Party
- Salvation Army's Annual Veterans and Community Expo
- Professional Vehicle and Touch a Truck Days at Schools
- Community Outreach Events:
    - Migrant Resource Fair
    - Ability Sports Festival
    - Family Resource Fairs in Multiple Cities
    - Family Days in Multiple Cities
    - Día del Niño/Day of the Child Events
    - Earth & Arbor Day
- Annual Valley-Wide Employment Expo
- Healthy Desert, Healthy You Environmental Health Summit
- Parades:
    - President's Day Parade
    - Palm Desert Golf Cart Parade
- American Heart Association's Coachella Valley Heart & Stroke Walk
- Travel Trainings at Multiple Senior Centers and Youth Centers
- External SunLine Events:
    - SunLine's Pantry to the People
    - SunLine's Annual Pack the Bus
    - SunLine's Haunted Bus
    - SunLine's Annual Fill the Bus
    - SunLine's Student Art Contest

2.9.1 Access Advisory Committee

In June 1996, the Board of Directors established the Access Advisory Committee to assist staff in an advisory capacity on accessibility and senior mobility concerns. This input was

especially valuable in the early years as SunLine Transit Agency (SunLine) structured its fixed route and paratransit services to comply with ADA requirements.

As determined by the Board of Directors, the Committee serves as a vital forum for advising SunLine on the planning and implementation of its fixed-route and paratransit services. The Committee reviews, comments on, and provides feedback to SunLine staff in order to make transportation more accessible for everyone. Membership is designed to include individuals with diverse expertise and firsthand experience with SunLine's services, strengthening the Committee's ability to offer well-informed recommendations. The Committee complies with California's open meeting law, the Brown Act, and follows Robert's Rules of Order to ensure structured and effective discussions.

All members of the Committee serve at the pleasure of the SunLine Board of Directors and in a voluntary capacity. The Committee includes fifteen (15) seats. Any person living within SunLine's service area may be appointed to the Committee, and the Committee includes individuals who regularly utilize SunLine's transit services. Currently, five (5) of the fifteen (15) seats are filled.

3 Future Service Plans, Fare Changes, Capital Planning & Marketing

3.1 Planned Service Changes FY 2027 to FY 2029

Planned service for FY2027 to FY2029 beyond those presented in Table 2.22 will be guided by both ongoing operational improvements and longer-term planning efforts, including the comprehensive operational analysis (COA) being completed in FY2027. Current efforts focus on improving safety, efficiency, and overall system performance. This includes evaluating system operations and identifying opportunities to enhance service reliability, accessibility, and connectivity. Additional concepts under consideration include improving access to key destinations, enhancing walkability to transit, and coordinating with local partners on transit-supportive infrastructure. The agency is also exploring opportunities to strengthen regional connectivity where feasible. Changes beyond FY2026 will be identified after the completion of the comprehensive service analysis.

3.1.1 Fixed Route Future Service Changes

SunLine Transit Agency conducts a service change three times per year in accordance with the Collective Bargaining Agreement with the ATU Local 1277. These service changes go into effect on the first Sunday of January, May, and September and are described in Table 2.22 for FY2026/2027.

Planning staff, using feedback and input from Operations staff and the community, use the Service Change activity to adjust the fixed route system.

3.1.2 Comprehensive Operational Analysis

SunLine Transit Agency is undertaking a comprehensive operational analysis (COA) that will span FY 2026-2027. The primary objective of the COA is to evaluate existing service and provide strategic recommendations for the future design of the transit network. The findings and recommendations from the COA will serve as a critical planning tool, guiding staff in implementing service improvements and system changes that align with the agency's long-term goals and the evolving needs of the Coachella Valley community.

3.1.3 Fixed Route Service North of I-10

As development in the Coachella Valley continues to expand, the area north of I-10 has been identified as having a service gap. The proposal for a new fixed route, Route 17, aims

to connect the existing terminal points of Routes 7 and 8 in Bermuda Dunes and Indio, respectively. Introducing Route 17 will create a new connection between Bermuda Dunes and Indio, reduce overall travel time for passengers, open new destinations, and ultimately make the system more efficient and accessible. Implementing a new route is considered a Major Service Change and, therefore, requires a public engagement process and final approval from the Board of Directors.

3.1.4 Other Improvements

Operational improvements under evaluation and discussion include the following:

1. Relocating Route 2 away from B St. and Buddy Rogers while continuing to serve the stop with Route 1WV, without it functioning as a timepoint;
2. Enhancing airport access by relocating bus stops closer to terminals to improve walkability;
3. Coordinating with the College of the Desert on new transit stop development along Baristo, including the construction of sawtooth bus bays to support safe and efficient operations.
4. Exploring opportunities to expand Route 10 Commuter Link service to weekends to strengthen regional connectivity.

Additionally, Sunline is revising its ZEB plan (Zero Emission Bus) to align with available funding. The final revision is expected June of 2026 to meet Sunline's 2035 goal of zero emission buses.

3.1.5 SunRide Future Service Plans

SunLine and Via are conducting a comprehensive evaluation of the microtransit service to identify opportunities for improved efficiency, performance, and rider experience in line with SunLine’s Comprehensive Operational Analysis and service redesign. The review process includes collecting and analyzing service data, including ridership trends, wait times, trip fulfillment rates, and vehicle utilization. Feedback from riders, drivers, and staff will be gathered to inform a well-rounded assessment. The evaluation will also examine service coverage, accessibility, and how well the microtransit system integrates with SunLine’s fixed-route network. Key performance indicators such as cost per trip, shared ride percentage, and on-time performance will be analyzed against industry benchmarks. Based on the findings, SunLine and Via will develop targeted recommendations to enhance service delivery and ensure the system continues to meet the evolving needs of the

Coachella Valley. An ongoing monitoring plan will follow to measure progress and guide future improvements.

3.2 Future Marketing Plans, Studies, Promotion, or Programs to Promote Ridership

To support the initiatives outlined in the SRTP, the Marketing Department will focus on the following key areas:

- Help regain and build ridership among current, recent, and lapsed riders through seasonal campaigns
- Identify and drive ridership among new riders
- Build trust among stakeholders and the community to drive advocacy
- Communicate SunLine's efforts in maintaining and continuing to improve on-time performance
- Communicate SunLine's efforts and role in supporting job creation in the private sector, as well as for local businesses by highlighting how public transit helps connect people to employment opportunities and essential destinations
- Convey progress made in SunLine's clean fuels fleet initiatives
- Collaborate across departments to help improve customer experience for passengers and elevate SunLine's brand
- Explore new ways to engage with the community through various community outreach event opportunities and community partnerships

3.2.1 Advertising

By strategically utilizing SunLine's budget, we will develop and implement an advertising plan that maximizes available funds and incorporates innovative strategies. This plan will use various platforms, including digital, print, radio, streaming, and TV media. Additionally, the goal is to promote all key messaging through agency-owned and maintained advertising mediums, such as bus shelters, interior bus displays, and announcements.

3.2.2 Rider/Community Input

A strong marketing program incorporates a strategy for listening to constituents. SunLine will create and facilitate surveys to gather input regarding major service changes and how they are being received in the community. This provides the opportunity to learn about any issues that may need to be addressed. Data collected can be used with all appropriate departments to help improve the customer experience.

3.2.3 Public Relations

SunLine's public relations representatives will draft press releases to promote Agency initiatives. They will also pitch stories to the media to publicize key newsworthy items, coordinate media interviews, and follow up on media requests in a timely fashion.

3.2.4 Video Production

The Agency will continue to focus more on creating videos as marketing tools, in response to shifts in social media audience preferences. By developing an expanded library of video assets, SunLine will be able to drive greater engagement with its target markets, and those individuals will better retain the information shared through unique videos. The Marketing Department will also explore opportunities to produce longer video features, such as those created to recap the Student Art Contest event.

3.2.5 Internal Communications

Keeping employees informed about company initiatives and marketing efforts boosts morale and encourages their participation in the larger vision. To this end, SunLine will hold town hall meetings and has relaunched its internal newsletter, which features key stories and facts about the Agency's latest initiatives. In line with our strategic plan, a key component of the newsletter and town hall meetings is educating staff on how our Agency operates. Examples of topics include the different types of funding we receive, eligible uses for various funding sources, and how we gather data for planning our services. These efforts help enhance communication with the employee target audience segment, making SunLine Transit Agency an even better place to work.

3.2.6 Community Outreach

SunLine works with local organizations, businesses, government agencies, and non-profit organizations to promote SunLine programs and services. Community outreach involves grassroots organizations to identify unmet transit needs and build community-based marketing partnerships. Historically, SunLine invests in these relationships by participating in community events such as mobility workshops, food drives, school supply drives, fundraisers, parades, and special event activities and will continue to do so in the upcoming years.

3.2.7 Travel Training

Transportation offers us a sense of independence and opportunities to engage with our community. SunLine's Travel Training Program provides riders with the chance to learn how

to navigate a public transit system independently. To achieve this, SunLine offers group and one-on-one training virtually, in person, or aboard a fixed-route bus to build confidence and enable people to travel with ease. Travel training also includes onboard bus sessions for guide dogs assisting visually impaired individuals. In-person training sessions are held at senior centers, recreation centers, community centers, adult special needs schools, and aboard buses.

3.2.8 Transit Ambassador Program

The SunLine Transit Ambassador Program, known as TAP, empowers employees to expand SunLine's culture of customer service. TAP consists of a series of training sessions for SunLine employees that address crucial topics and everyday scenarios in public transportation services. A Transit Ambassador has completed this program and can assist passengers with their trip planning. Transit Ambassadors will assist the rider until they feel confident in navigating the SunLine system independently.

3.2.9 Free Ride Policy

SunLine Transit Agency will provide free rides on our local fixed-route system on the dates listed below:

- Month of November - Free riders for veterans only
- Holidays - Free rides for all on Election Day and from December 21, 2026, to January 1, 2027

SunLine Transit Agency's Marketing team is creating a set of guidelines to help staff determine whether additional days can be added or when requests for free rides can be accommodated.

3.3 Projected Ridership Growth (FY27-29)

Based on current trends and projections, the expected ridership growth is as follows:

- FY 2025 Actual: 2,840,203 boardings
- FY 2026 Projected: 2,752,157 boardings (3.10% decline)
- FY 2027 Projected: 2,823,713 boardings (2.6% growth)
- FY 2028 Projected: 2,914,354 boardings (3.21% growth)
- FY 2029 Projected: 3,045,500 boardings (4.50% growth)

Future ridership projections are based on several factors, including expected population growth because of the Valley's more affordable housing options, as well as the continued

high cost of fuel and other costs associated with vehicle ownership where public transit may be seen as a more affordable option.

Table 3.1. Highlights of the FY 2026/2027 Short Range Transit Plan

Type	FY2022/2023 Audited	FY2023/2024 Audited	FY2024/2025 Audited	FY2025/26 Estimated (Based on 3rd Qtr actuals and annualized)	FY2026/27 Planned
Systemwide ridership	2,698,531	2,505,327	2,838,498	2,086,566	3,086,925
Operating cost per revenue hours	$176.41	$178.66	$161.53	$222.35	$206.28

SunLine continues to monitor ridership trends, and with the completion of the comprehensive operations analysis in spring 2027, further adjustments may be made to optimize service levels, ensuring alignment with the evolving travel patterns in the Coachella Valley. Special attention will be given to high-growth areas, particularly those north and east of I-10, to provide sufficient transit coverage and accessibility.

3.4 Proposed Fare Structure Changes

Sunline's fare has remained changed since 2002. However, SunLine will be engaging its Board of Directors in discussion regarding conducting a fare study in FY2027/2028.

Additionally, the implementation of a contactless fare payment system through the Open Loop Validators Project aims to enhance the ease and convenience of fare payment and collection for riders. Regardless of whether the cost of a bus ride changes, the contactless payment system will allow riders to tap their debit or credit cards to pay on the bus, where cash or paper passes were previously the only options. This new system will include built-in features such as fare capping, automatically ensuring that riders receive the best fare during their travel.

3.5 Capital Improvement Planning

SunLine Transit Agency's commitment to serving the Coachella Valley has been bolstered by successfully securing competitive grants. These grants are essential for the Agency to

maintain its dedication to providing reliable transit services throughout the Coachella Valley. Additionally, these grants finance the capital projects that are crucial in supporting the Agency's aspiring goal of transitioning its entire fleet to zero-emission vehicles by 2035.

The D1 Backup Generator project is currently in progress, with expected completion in the fourth quarter 2026 . This project will enhance the connection to the Maintenance building with an automatic transfer switch and connect the Operations building to the backup generator. The D1 Pavement Replacement project, beginning spring 2026, involved a comprehensive replacement and improvement of asphalt and concrete surfaces on campus, providing greater safety and durability of traveled surfaces. Once completed, the Agency is better able to maintain its asphalt and concrete at its Thousand Palms, Division 1 in good condition. A&E for the Workforce Training Center project has been completed and is now in the permit approval phase. Groundbreaking for this project is anticipated to be toward the end of calendar year 2026. This facility will support workforce training in a classroom environment and a maintenance bay designed specifically for training on performing preventative maintenance and repairs on zero emission vehicles.

In addition, the CAD/AVL project is expected to be complete in the first quarter for SunLine's FY27. The update will improve the rider experience by providing real-time and accurate information regarding bus ETA, detours or service disruptions, and delays. The agency will benefit from improved key performance indicators (KPI), enabling the agency to make better data-informed decisions regarding route planning and management.

Over the next three years, SunLine will focus on several major projects aimed at improving transit reliability, modernizing infrastructure, advancing zero-emission technology, and strengthening long-term operational sustainability. Several projects are in the planning phase, indicating the Agency's commitment to future development. The Workforce Training Center Construction project will establish a facility focused on zero-emission bus technology, featuring a dedicated maintenance bay. The Planning Phase for the Microgrid project will investigate the development of a solar microgrid to lower fueling costs and enhance energy resilience for the Agency's zero-emission fleet. Similarly, the D2 Liquid Hydrogen Refueling Infrastructure project will prepare for the construction of a hydrogen fueling station in Indio, supporting the Agency's goal of achieving a 100% zero-emission fleet by 2035. The Open Loop Validators project will arrange for the procurement and installation of contactless fare payment equipment for the fixed-route fleet. Lastly, the A&E Maintenance Facility Building project will finance the preliminary design for replacing the significantly aged Maintenance Facility in Thousand Palms.

The Replacement Facility Building project will install a prefabricated structure for the Maintenance Facility department, offering essential storage, repair space, and office facilities. The Rolling Stock Procurement for Fuel Cell Buses and the Replacement of 14 Paratransit Vehicles projects will finance the acquisition of fuel cell buses and paratransit vehicles to replace aging CNG and hydrogen vehicles, advancing the Agency's zero-emission goals.

These projects reflect SunLine's commitment to modernizing its operations, investing in sustainable technologies, and enhancing services for the broader Coachella Valley community.

3.5.1 Capital Projects Planned in FY27

SunLine Transit Agency is planning several significant projects in FY27, focusing on improving technology, infrastructure, and fleet sustainability in the Coachella Valley.

Table 3.2 FY27 Planned Capital Projects

Project Name	Description	Status
Upgrade ITS (CAD/AVL System)	This project will replace the existing CAD/AVL system with a new and improved solution that will incorporate onboard hardware in the Agency's revenue and support vehicle fleet. The project will encompass the design, development, integration, and installation of the CAD/AVL system, including all necessary software and licensing requirements.	Implementation phase
Workforce Training Center Construction	This project aims to construct a facility that will support a workforce training program focused on advancing and adopting zero-emission bus technology in public fleets. This facility will also feature a dedicated maintenance bay for these types of vehicles.	Permitting and construction
Replacement Facility Building	This project will construct a prefabricated building for the Maintenance Facility department, offering storage, repair space, offices, a breakroom, and restrooms to support the Agency's daily upkeep of its facilities and bus shelters.	Project not started
A&E Maintenance Facility Building	This project will fund the development of preliminary design documents, utilizing architectural and engineering services, to replace the current significantly aged Maintenance Facility in Thousand Palms.	Planning phase
Planning Phase for Microgrid	This project supports the engineering and development of a solar microgrid infrastructure that will help lower fueling costs and is expected to improve the Agency's energy resilience for the daily deployment of its zero-emission transit fleet operations.	Planning phase

D2 Liquid Hydrogen Refueling Infrastructure	This project will construct a hydrogen fueling station at SunLine's Division II in Indio, enabling hydrogen fleet operations in the East Valley, reducing costs, and increasing service sustainability. This project will support the Agency's goal of a 100% zero-emission bus fleet by 2035.	Utility upgrade in progress
Open Loop Validators	This project will fund the procurement and installation of contactless fare payment validator equipment on SunLine's fixed-route fleet, including service agreements for the maintenance of the payment devices/equipment and the operation of the fare processing services.	Planning phase
Rolling Stock Procurement - Fuel Cell Buses	The procurement of these buses will replace CNG and older hydrogen fuel cell buses that have reached their useful life, furthering the Agency's efforts to achieve a fully zero-emission fleet by 2035.	Ongoing
D1 Backup Generator	This project will upgrade the existing connection to the maintenance building by converting it to an automatic transfer switch, and it will also connect the operations building to the backup generator.	Awarded and under construction
D1 Pavement Replacement	The project will allow the Agency to maintain the asphalt and concrete at its Thousand Palms division in a state of good repair.	Awarded and under construction
Safety and Security Upgrades	On-campus security camera upgrade to allow for comprehensive video coverage of D1 property. Security gate relocation and improvements – relocation of the south gate entrance to allow buses to queue for access to SunLine property off the public street. North gate improvements include relocation of the guard house to better control access and egress for vehicular traffic, as well as widening the entrance in accordance with new fire regulations to accommodate larger firefighting vehicles and equipment.	Both projects awarded and under construction.

A&E Workforce Training Center	This project funds preliminary design documents, including architectural and engineering services, for a training and maintenance facility. The facility will support a workforce training program for zero-emission bus technology in public fleets and include a maintenance bay for these types of vehicles.	Permitting Phase

3.6 Long Term Vision (5 Years and Beyond)

For FY 2026 and beyond, the Agency has established a strategic priority to strengthen its emphasis on staff and professional development:

People & Workforce

Our commitment to people and workforce strategy emphasizes fostering a culture that aligns with our vision, growing and creating opportunities for staff to realize their fullest potential, and maintaining staffing levels to meet the needs of our organization and customers effectively.

In pursuit of that priority, the Agency has launched several initiatives to achieve its goals. Central to those initiatives is the development and implementation of Apprenticeship and Mentoring programs for maintenance mechanics and motor coach operators.

Staff is actively working with ATU Local 1277, California Transit Works (CTW), the local community college, and key stakeholders to establish maintenance and motor coach operator apprenticeship and mentor programs to support the recruitment and retention of frontline employees. The mentor program, launched in January 2026, involves pairing a new hire with a seasoned employee to support on-the-job training and integration into the team, which will complement formal apprenticeship training done in coordination with the local community college. Similar mentor and apprenticeship programs in other transit agencies within the State of California have helped recruit and retain talent, as well as served to reduce absenteeism, disciplinary actions, and turnover.

3.6.1 Maintenance Training Program

Staff is actively working with a consultant to build a training program for its vehicle maintenance staff. While the training program has an emphasis on the skills and competencies needed to maintain the fleet of hydrogen fuel cell buses (“HFCB”), the program scope ensures that its maintenance mechanics have the full range of skills and knowledge to perform not only preventative maintenance and repairs, but also to diagnose issues and implement a comprehensive plan of corrective action for all rolling stock. For the Agency to successfully grow and maintain its HFCB fleet, it needs to establish and maintain a training program that is specifically focused on staff’s immediate learning and development needs for the required skills and competences to maintain its fleet of advanced technology vehicles. Once implemented and proven successful, the Agency can offer to train others in the industry on FCEBs.

3.6.2 Career Ladders

SunLine Transit Agency is in the initial phases of formalizing, memorializing, and institutionalizing a comprehensive career ladder program outlining professional options within the Agency. Emphasizing that all employees should “stay curious” and pursue the many fascinating technical, operational, and administrative options available, career ladders illustrate the multitude of possibilities for career growth and advancement using both linear and divergent career pathways. The intent of this program is to emphasize that an employee’s original position on their initial date of hire may not necessarily be where they eventually find their occupational home.

3.6.3 Continued Leadership Training

The Agency purchases licenses for online training to continue its supervisory training programs for current and new supervisory staff. Newly hired or appointed supervisors/managers are assigned the 30-hour online training curriculum introduced in FY2024. Current managerial staff will tackle advanced leadership concepts through instructor-led and online curricula designed to develop insight into their personal qualities as it contributes to their ability to successfully manage and motivate staff, develop critical thinking and problem analysis skills, and instill the philosophy of continuous learning and improvement.

3.6.4 Succession Planning

In conjunction with career ladders, SunLine is developing an aggressive succession planning program to ensure it has a ready pool of potential leaders to ensure the continuity of leadership capability across the agency. The program’s objective is to provide both theoretical learning and experiential opportunities as well as practical application of skills learned to challenge the next generation of the Agency’s leaders to stretch beyond their current capabilities and develop the necessary skills and knowledge to assume leadership roles.

4 Financial Planning

The FY2027 financial planning process focused on prioritizing resources and alignment with the core strategic goal of regaining ridership and providing multimodal solutions. The team at SunLine brought their diverse insights to most effectively allocate resources to maintain essential services. The enclosed financial plan of the Agency is based on the best available financial projections and anticipated grants.

4.1 Operating and Capital Budget

In FY2027, SunLine will have an operating budget of $53,025,000 and a capital budget of $15,586,781 (Table 4 and 4A). The operating budget represents a 5% increase over FY2026 and encompasses costs such as driver salaries, administrative salaries, fuel, insurance premiums, and other overhead costs required to run day-to-day operations. The available funding will be used effectively and efficiently in the accomplishment of organizational objectives. The operating budget will ensure that the Agency continues to offer safe and reliable transportation to Coachella Valley residents.

The FY 27 capital budget fluctuates from year to year and includes a decrease of 57% from FY26 primarily due to a decrease in anticipated competitive grants. The Capital Improvement Program for FY2027 focuses on continuing SunLine's investment in replacing aging infrastructure and equipment. SunLine's Capital Program represents a unique opportunity to make long term investments in SunLine's operational capabilities, energy strategies, and regulatory compliance by conforming with the California Air Resources Board's Innovative Clean Transit mandate.

Table 4.1 Summary of Funds Requested for FY26/27 (TABLE 4.0 RCTC OUTLINE)

Table 4.0 - Summary of Funding Requests - FY 2026/27

SunLine Transit Agency

Original

Operating

Project	Total Amount of Funds	5307 IC [1]	5307 IC ARPA OB [2]	5307 IC OB [3]	5311 [4]	5311(f) [5]	5339 COMP [6]	5339 RS [7]	CARB	CEC Funds	CMAQ	CMAQ OB [8]	FARE [9]	INT	LCTOP OB	LCTOP PUC99313 [10]
1. Operating Assistance -	$50,601,799	$2,111,902	$207,000	$4,161,120	$439,003								$1,791,893			
2. SunRide Ride Share Program -	$1,325,000											$112,604	$25,000			
3. Commuter Link 10 -	$723,201					$300,000										
4. Haul Pass Program -	$300,000														$300,000	
5. Taxi Voucher Program -	$75,000															
Sub-total Operating	$53,025,000	$2,111,902	$207,000	$4,161,120	$439,003	$300,000	$0	$0	$0	$0	$0	$112,604	$1,816,893	$0	$300,000	$0

Capital

Project	Total Amount of Funds	5307 IC [1]	5307 IC ARPA OB [2]	5307 IC OB [3]	5311 [4]	5311(f) [5]	5339 COMP [6]	5339 RS [7]	CARB	CEC Funds	CMAQ	CMAQ OB [8]	FARE [9]	INT	LCTOP OB	LCTOP PUC99313 [10]
Buildings and Facilities - Indio Liquid Hydrogen Station - SL-27-11	$1,014,661															$880,536
Buildings and Facilities - Maintenance Upgrade & Equipment - SL-27-01	$859,968	$0														
Buildings and Facilities - Solar Microgrid to Hydrogen - SL-26-01	$-6,141,598															
Buildings and Facilities - Workforce Training Center - SL-27-05	$4,700,973	$1,207,319		$14,730				$86,454								
Bus Rehabilitation - SL-24-15	$-120,000															
CNG Paratransit Vehicles (10) RIV210616 - SL-24-08	$-165,530															
Communication and ITS - IT Projects - SL-27-02	$528,000															
Maintenance Equipment - Specialized Tools and Fueling Equipment - SL-27-03	$284,000															
Maintenance Facility (Construction) - SL-27-06	$8,784,478															
Project Management and Administration - SL-27-07	$250,000															
Public Hydrogen Fueling Station - SL-27-10	$1,014,750															
Revenue Vehicles - Purchase of Hydrogen Fuel Cell Electric Buses - SL-27-09	$1,959,179	$1,268,400														$0
Revenue Vehicles - Purchase of Paratransit Vehicles - SL-27-08	$3,060,000						$3,060,000									
SunLine Property Expansion / Solar Farm Phase I 20-06 - SL-20-06	$-275,000															
Vehicle Systems - Openloop Contactless Fare Payment System - SL-27-04	$200,000															
Vehicle Systems - Vehicle Equipment - SL-26-19	$-50,000															
Sub-total Capital	$15,903,881	$2,475,719	$0	$14,730	$0	$0	$3,060,000	$86,454	$0	$0	$0	$0	$0	$0	$0	$880,536
Total Operating & Capital	$68,928,881	$4,587,621	$207,000	$4,175,850	$439,003	$300,000	$3,060,000	$86,454	$0	$0	$0	$112,604	$1,816,893	$0	$300,000	$880,536

TransTrack Manager™
5/11/2026 15:09:22 ET

Page 1 of 3

Table 4.0 - Summary of Funding Requests - FY 2026/27

SunLine Transit Agency

Original

Operating

Project	Total Amount of Funds	LCTOP PUC99314 [11]	LTF [12]	LTF-OB [13]	MA SPT [14]	OTHR LCL [15]	SB 125 TIRCP GF [16]	SB 125 TIRCP GF OB [17]	SB 125 TIRCP GGRF OB [18]	SGR PUC99313 [19]	SGR PUC99314 [20]	STA - OB [21]	STA PUC99313 [22]	STA PUC99314 [23]		
1. Operating Assistance -	$50,601,799		$31,650,218		$7,200,000	$3,040,663										
2. SunRide Ride Share Program -	$1,325,000		$1,187,396													
3. Commuter Link 10 -	$723,201		$242,201			$181,000										
4. Haul Pass Program -	$300,000															
5. Taxi Voucher Program -	$75,000		$37,500			$37,500										
Sub-total Operating	$53,025,000	$0	$33,117,315	$0	$7,200,000	$3,259,163	$0	$0	$0	$0	$0	$0	$0	$0		

Capital

Project	Total Amount of Funds	LCTOP PUC99314 [11]	LTF [12]	LTF-OB [13]	MA SPT [14]	OTHR LCL [15]	SB 125 TIRCP GF [16]	SB 125 TIRCP GF OB [17]	SB 125 TIRCP GGRF OB [18]	SGR PUC99313 [19]	SGR PUC99314 [20]	STA - OB [21]	STA PUC99313 [22]	STA PUC99314 [23]		
Buildings and Facilities - Indio Liquid Hydrogen Station - SL-27-11	$1,014,661	$134,125														
Buildings and Facilities - Maintenance Upgrade & Equipment - SL-27-01	$859,968			$100,000									$382,968	$377,000		
Buildings and Facilities - Solar Microgrid to Hydrogen - SL-26-01	$-6,141,598							$-5,219,548	$-922,050							
Buildings and Facilities - Workforce Training Center - SL-27-05	$4,700,973						$1,820,986			$1,083,198	$139,324		$228,962	$120,000		
Bus Rehabilitation - SL-24-15	$-120,000											$-120,000				
CNG Paratransit Vehicles (10) RIV210616 - SL-24-08	$-165,530											$-165,530				
Communication and ITS - IT Projects - SL-27-02	$528,000			$175,000								$50,000	$303,000			
Maintenance Equipment - Specialized Tools and Fueling Equipment - SL-27-03	$284,000											$120,000		$164,000		
Maintenance Facility (Construction) - SL-27-06	$8,784,478						$2,642,880	$5,219,548	$922,050							
Project Management and Administration - SL-27-07	$250,000												$185,991	$64,009		
Public Hydrogen Fueling Station - SL-27-10	$1,014,750												$1,014,750			
Revenue Vehicles - Purchase of Hydrogen Fuel Cell Electric Buses - SL-27-09	$1,959,179	$0											$690,779			
Revenue Vehicles - Purchase of Paratransit Vehicles - SL-27-08	$3,060,000															
SunLine Property Expansion / Solar Farm Phase I 20-06 - SL-20-06	$-275,000			$-275,000												
Vehicle Systems - Openloop Contactless Fare Payment System - SL-27-04	$200,000											$165,530	$34,470			
Vehicle Systems - Vehicle Equipment - SL-26-19	$-50,000											$-50,000				
Sub-total Capital	$15,903,881	$134,125	$0	$0	$0	$0	$4,463,866	$0	$0	$1,083,198	$139,324	$0	$2,840,920	$725,009		
Total Operating & Capital	$68,928,881	$134,125	$33,117,315	$0	$7,200,000	$3,259,163	$4,463,866	$0	$0	$1,083,198	$139,324	$0	$2,840,920	$725,009		

Table 4.0 - Summary of Funding Requests - FY 2026/27

SunLine Transit Agency

Original

FY 2026/27 Projected Funding Details		
5307 IC	$2,111,902	[1] SunLine applies $2,111,902 of FY2026 FTA Section 5307 apportionment for operating assistance and $962,579 capital assistance for the Workforce Training Project. Total funds applied $3,074,481
5307 IC ARPA OB	$207,000	[2] Section 5307 ARPA Left over funds
5307 IC OB	$4,161,120	[3] Left over from FY 25
5311	$439,003	[4] Funding to support rural section of Fixed Route service routes. Operating assistance to cover driver wages & benefits, fuel and maintenance, insurance and administrative cost
5311(f)	$300,000	[5] Funds for Inter-city Route 10 (supports connections between urban and rural areas)
CARB	$0	
CEC Funds	$0	
CMAQ OB	$112,604	[8] CMAQ left over funds CA-95-X327
FARE	$1,816,893	[9] Revenues from Fixed Route and Paratransit, Farebox, Employer pass, In-house passes, Outlet passes, mobile ticketing sales, SunRide Cash fares, and others
LCTOP OB	$300,000	
LCTOP PUC99313	$0	[10] Funds applied for Indio Liquid Hydrogen Fueling Station Project
LTF	$33,117,315	[12] LTF/TDA Operating Assistance for FY2027
MA SPT	$7,200,000	[14] Measure A funds $7,200,000 as operating assistance for Paratransit and senior/disabled services
OTHR LCL	$3,259,163	[15] Local funds from advertising revenue, emission credits, CNG fuel sales, Taxi Smart, Interest revenue, insurance recoveries, and others
Total Estimated Operating Funding Request	$53,025,000	
5307 IC	$2,475,719	[1] SunLine applies $2,111,902 of FY2026 FTA Section 5307 apportionment for operating assistance and $962,579 capital assistance for the Workforce Training Project. Total funds applied $3,074,481
5307 IC OB	$14,730	[3] Left over from FY 25
5339 COMP	$3,060,000	[6] Discretionary grant for the purchase of 15 Paratransit Vehicles
5339 RS	$86,454	[7] Section 5339 UZA operating assistance for FY2025
CMAQ	$0	
INT	$0	
LCTOP PUC99313	$880,536	[10] Funds applied for Indio Liquid Hydrogen Fueling Station Project
LCTOP PUC99314	$134,125	[11] Funds applied for Indio Liquid Hydrogen Fueling Station Project
LTF-OB	$0	[13] LTF Funds reallocated to cover funding of Maintenance Upgrade & Equipment Project $100,000 and IT Projects $175,000
SB 125 TIRCP GF	$4,463,866	[16] Funds allocated to Workforce Training Center -$1,820,986 & Maintenance Building Project - $2,642,880.
SB 125 TIRCP GF OB	$0	[17] Funds reallocated from Solar Microgrid to Maintenance Building Project $5,219,548
SB 125 TIRCP GGRF OB	$0	[18] Funds reallocated from Solar Microgrid to Maintenance Building Project $922,050
SGR PUC99313	$1,083,198	[19] Funds applied for the Workforce Training Center Project $139,324
SGR PUC99314	$139,324	[20] Funds applied for the Workforce Training Center Project $1,083,198
STA - OB	$0	[21] Reallocation of various left over balances of STA funds to cover IT Projects $50,000, Specialized Tools & Equipment $120,000 and Openloop Contactless Fare Payment System $165,530.
STA PUC99313	$2,840,920	[22] State Transit Assistance funds to cover the following projects; Workforce training center - $228,862, IT projects - $303,000, Project Management and Administration - $185,991, Public Hydrogen Fueling Station - $1,014,750, Purchase of Hydrogen Fuel Electric Buses (additional funding P1) - $916,890, and Open Loop Contactless Fare Payment System - $34,470.
STA PUC99314	$725,009	[23] State Transit Assistance Funds to cover the following projects; - Maintenance Upgrade & Equipment - $377,000, Workforce Training Center - $120,000, Specialized Tools & Equipment - $164,000 and Project Management & Administration - $64,009.
Total Estimated Capital Funding Request	$15,903,881	
Total Funding Request	**$68,928,881**	

Table 4.2 Summary of Funds Requested for FY27/28 (TABLE 4.0 RCTC OUTLINE)

Table 4.0 - Summary of Funding Requests - FY 2027/28

SunLine Transit Agency

Original

Operating

Project	Total Amount of Funds	5307 IC	5307 IC OB	5307 RS	5307 RS OB	5311	5311(f)	5339 COMP	CRP	FARE	LCTOP PUC99313	LTF	LTF - Deferred Revenue	MA SPT	OTHR FED	OTHR LCL
1. Operating Assistance -	$53,253,049	$4,186,807	$2,101,369			$439,003				$1,791,893		$34,470,490		$7,222,824		$3,040,663
2. Sunride Rideshare Program -	$1,325,000									$25,000		$1,300,000				
3. Commuter Link 10 -	$723,201						$300,000					$242,201				$181,000
4. Haul Pass Program -	$300,000										$300,000					
5. Taxi Voucher Program -	$75,000											$37,500				$37,500
Sub-total Operating	$55,676,250	$4,186,807	$2,101,369	$0	$0	$439,003	$300,000	$0	$0	$1,816,893	$300,000	$36,050,191	$0	$7,222,824	$0	$3,259,163

Capital

Project	Total Amount of Funds	5307 IC	5307 IC OB	5307 RS	5307 RS OB	5311	5311(f)	5339 COMP	CRP	FARE	LCTOP PUC99313	LTF	LTF - Deferred Revenue	MA SPT	OTHR FED	OTHR LCL
Buildings and Facilities - Maintenance Upgrade & Equipment - SL-28-01	$544,727			$0												
Buildings and Facilities - Office Furniture & Equipment - SL-28-02	$750,000															
Buildings and Facilities - Solar Covered Parking - SL-28-10	$6,100,000							$5,100,000								
Buildings and Facilities - Utility Storage Building - SL-28-05	$1,687,500	$1,200,000		$150,000												
Communication and ITS - IT Projects - SL-28-03	$300,000															
Maintenance Equipment - Specialized Tools and Fueling Equipment - SL-28-04	$200,000															
Project Management and Administration - SL-28-06	$300,000															
Revenue Vehicles - Purchase of Hydrogen Fuel Cell Electric Buses - SL-28-07	$6,000,000							$5,100,000								
Revenue Vehicles - Purchase of Hydrogen Fuel Cell Electric Buses - SL-28-09	$905,056														$0	
Safety and Security - Safety Enhancements - SL-28-08	$150,000															
Transit Shelters and Amenities - Bus Stop Improvement - SL-28-11	$100,000	$0														
Sub-total Capital	$17,037,283	$1,200,000	$0	$150,000	$0	$0	$0	$10,200,000	$0	$0	$0	$0	$0	$0	$0	$0
Total Operating & Capital	$72,713,533	$5,386,807	$2,101,369	$150,000	$0	$439,003	$300,000	$10,200,000	$0	$1,816,893	$300,000	$36,050,191	$0	$7,222,824	$0	$3,259,163

FY 2027/28 Projected Funding Details	
Total Estimated Operating Funding Request	$55,676,250

TransTrack Manager™
5/11/2026 15:10:06 ET

Page 1 of 3

Table 4.0 - Summary of Funding Requests - FY 2027/28

SunLine Transit Agency

Original

Operating

Project	Total Amount of Funds	SGR PUC99313	STA PUC99313	STA PUC99314												
1. Operating Assistance -	$53,253,049															
2. Sunride Rideshare Program -	$1,325,000															
3. Commuter Link 10 -	$723,201															
4. Haul Pass Program -	$300,000															
5. Taxi Voucher Program -	$75,000															
Sub-total Operating	$55,676,250	$0	$0	$0												

Capital

Project	Total Amount of Funds	SGR PUC99313	STA PUC99313	STA PUC99314												
Buildings and Facilities - Maintenance Upgrade & Equipment - SL-28-01	$544,727		$419,718	$125,009												
Buildings and Facilities - Office Furniture & Equipment - SL-28-02	$750,000		$750,000													
Buildings and Facilities - Solar Covered Parking - SL-28-10	$6,100,000	$1,000,000														
Buildings and Facilities - Utility Storage Building - SL-28-05	$1,687,500		$337,500													
Communication and ITS - IT Projects - SL-28-03	$300,000		$300,000													
Maintenance Equipment - Specialized Tools and Fueling Equipment - SL-28-04	$200,000		$200,000													
Project Management and Administration - SL-28-06	$300,000		$300,000													
Revenue Vehicles - Purchase of Hydrogen Fuel Cell Electric Buses - SL-28-07	$6,000,000		$300,000	$600,000												
Revenue Vehicles - Purchase of Hydrogen Fuel Cell Electric Buses - SL-28-09	$905,056	$0	$905,056	$0												
Safety and Security - Safety Enhancements - SL-28-08	$150,000		$150,000													
Transit Shelters and Amenities - Bus Stop Improvement - SL-28-11	$100,000		$100,000													
Sub-total Capital	$17,037,283	$1,000,000	$3,762,274	$725,009												
Total Operating & Capital	$72,713,533	$1,000,000	$3,762,274	$725,009												

Table 4.0 - Summary of Funding Requests - FY 2027/28

SunLine Transit Agency

Original

FY 2027/28 Projected Funding Details	
5307 IC	$4,186,807
5307 IC OB	$2,101,369
5311	$439,003
5311(f)	$300,000
CRP	$0
FARE	$1,816,893
LCTOP PUC99313	$300,000
LTF	$36,050,191
MA SPT	$7,222,824
OTHR LCL	$3,259,163
5307 IC	$1,200,000
5307 RS	$150,000
5307 RS OB	$0
5339 COMP	$10,200,000
LTF - Deferred Revenue	$0
OTHR FED	$0
SGR PUC99313	$1,000,000
STA PUC99313	$3,762,274
STA PUC99314	$725,009
Total Estimated Capital Funding Request	$17,037,283
Total Funding Request	**$72,713,533**

Table 4.3 Summary of Funds Requested for FY28/29 (TABLE 4.0 RCTC OUTLINE)

Table 4.0 - Summary of Funding Requests - FY 2028/29

SunLine Transit Agency

Original

Operating

Project	Total Amount of Funds	5307 IC	5307 IC OB	5311	5311(f)	5339 COMP	FARE	LCTOP PUC99313	LTF	MA SPT	OTHR LCL	SGR PUC99313	SGR-OB PUC99313	STA PUC99313	STA PUC99314
1. Operating Assistance -	$56,036,862	$4,986,807	$974,313	$439,003			$1,791,893		$37,436,903	$7,367,280	$3,040,663				
2. SunRide Ride Share Program -	$1,325,000						$25,000		$1,300,000						
3. Commuter Link 10 -	$723,201				$300,000				$242,201		$181,000				
4. Haul Pass Program -	$300,000							$300,000							
5. Taxi Voucher Program -	$75,000								$37,500		$37,500				
Sub-total Operating	$58,460,063	$4,986,807	$974,313	$439,003	$300,000	$0	$1,816,893	$300,000	$39,016,604	$7,367,280	$3,259,163	$0	$0	$0	$0

Capital

Project	Total Amount of Funds	5307 IC	5307 IC OB	5311	5311(f)	5339 COMP	FARE	LCTOP PUC99313	LTF	MA SPT	OTHR LCL	SGR PUC99313	SGR-OB PUC99313	STA PUC99313	STA PUC99314
Buildings and Facilities - Indio Liquid Hydrogen Station - SL-29-10	$1,882,353					$1,600,000								$157,344	$125,009
Buildings and Facilities - Maintenance Upgrade & Equipment - SL-29-01	$500,000												$500,000		
Buildings and Facilities - Office Furniture & Equipment - SL-29-02	$100,000													$100,000	
Communication and ITS - IT Projects - SL-29-03	$574,313	$174,313												$400,000	
Maintenance Equipment - Specialized Tools and Fueling Equipment - SL-29-04	$200,000													$200,000	
Project Management and Administration - SL-29-06	$200,000													$200,000	
Revenue Vehicles - Bus Rehabilitation - SL-29-08	$152,553												$152,553		
Revenue Vehicles - Purchase of Hydrogen Fuel Cell Electric Buses - SL-29-07	$5,600,000					$4,760,000								$240,000	$600,000
Revenue Vehicles - Purchase of Paratransit Vehicles - SL-29-11	$2,500,000											$1,000,000		$1,500,000	
Safety and Security - Safety Enhancements - SL-29-09	$150,000													$150,000	
Transit Shelters and Amenities - Bus Stop Improvement - SL-29-05	$200,000													$200,000	
Sub-total Capital	$12,059,219	$174,313	$0	$0	$0	$6,360,000	$0	$0	$0	$0	$0	$1,000,000	$652,553	$3,147,344	$725,009
Total Operating & Capital	$70,519,282	$5,161,120	$974,313	$439,003	$300,000	$6,360,000	$1,816,893	$300,000	$39,016,604	$7,367,280	$3,259,163	$1,000,000	$652,553	$3,147,344	$725,009

TransTrack Manager™
5/11/2026 15:10:32 ET

Page 1 of 2

Table 4.0 - Summary of Funding Requests - FY 2028/29

SunLine Transit Agency

Original

FY 2028/29 Projected Funding Details	
5307 IC	$4,986,807
5307 IC OB	$974,313
5311	$439,003
5311(f)	$300,000
FARE	$1,816,893
LCTOP PUC99313	$300,000
LTF	$39,016,604
MA SPT	$7,367,280
OTHR LCL	$3,259,163
Total Estimated Operating Funding Request	$58,460,063
5307 IC	$174,313
5339 COMP	$6,360,000
SGR PUC99313	$1,000,000
SGR-OB PUC99313	$652,553
STA PUC99313	$3,147,344
STA PUC99314	$725,009
Total Estimated Capital Funding Request	$12,059,219
Total Funding Request	**$70,519,282**

See Appendix A for 4.0A.

Table 4.4 Fare Revenue Calculation (TABLE 4.0B RCTC OUTLINE, consistent with RCTC Commission Farebox Recovery Policy 03/12/2008)

#	Revenue Sources included in Farebox Calculation	Actuals from FY2024/25 Audit	FY2025/26 Estimated	FY2026/27 Plan
1	Farebox Revenue	1,441,865	1,816,893	1,816,893
2	Measure A	8,238,000	7,000,000	7,200,000
3	Interest	31,621	30,000	30,000
4	Other Revenues	2,956,717	3,229,163	3,229,163
	Total Revenue (1-15)	$12,668,203	$12,076,056	$12,276,056
	Total Operating Expense	$42,672,673	$50,500,000	$53,025,000
	Farebox Recovery Ratio	29.69%	23.91%	23.15%

4.2 Funding Plans to Support Proposed Operating and Capital Program

For FY2027, funding plans for the proposed operating and capital programs are primarily funded with a mixture of federal, state, and local funding for a total of $68,611,781. Operating costs for FY27 are planned to increase by $2,525,000 or 5%. The increase in operating costs is primarily related to wages and fuel costs. Capital expenditures programmed for FY27 represent a 57% decrease compared to FY26. The reduction is primarily related to anticipated competitive grants.

Operating expenditures for FY28 and F29 represent 5% increases for each fiscal year. Capital expenditures identify Agency needs but also reflect potential competitive awards for SunLine to pursue.

Table 4.5 Summary of Funds Requested in FY 2027/28 (TABLE 4.1 RCTC OUTLINE)

Table 4.1 - Summary of Funding Requests - FY 2027/28

SunLine Transit Agency

Original

Operating

Project	Total Amount of Funds	5307 IC	5307 IC OB	5307 RS	5307 RS OB	5311	5311(f)	5339 COMP	CRP	FARE	LCTOP PUC99313	LTF	LTF - Deferred Revenue	MA SPT	OTHR FED	OTHR LCL
1. Operating Assistance -	$53,253,049	$4,186,807	$2,101,369			$439,003				$1,791,893		$34,470,490		$7,222,824		$3,040,663
2. Sunride Rideshare Program -	$1,325,000									$25,000		$1,300,000				
3. Commuter Link 10 -	$723,201						$300,000					$242,201				$181,000
4. Haul Pass Program -	$300,000										$300,000					
5. Taxi Voucher Program -	$75,000											$37,500				$37,500
Sub-total Operating	$55,676,250	$4,186,807	$2,101,369	$0	$0	$439,003	$300,000	$0	$0	$1,816,893	$300,000	$36,050,191	$0	$7,222,824	$0	$3,259,163

Capital

Project	Total Amount of Funds	5307 IC	5307 IC OB	5307 RS	5307 RS OB	5311	5311(f)	5339 COMP	CRP	FARE	LCTOP PUC99313	LTF	LTF - Deferred Revenue	MA SPT	OTHR FED	OTHR LCL
Buildings and Facilities - Maintenance Upgrade & Equipment - SL-28-01	$650,000			$150,000												
Buildings and Facilities - Office Furniture & Equipment - SL-28-02	$750,000															
Buildings and Facilities - Solar Covered Parking - SL-28-10	$6,100,000							$5,100,000								
Buildings and Facilities - Utility Storage Building - SL-28-05	$1,500,000	$1,200,000														
Communication and ITS - IT Projects - SL-28-03	$300,000															
Maintenance Equipment - Specialized Tools and Fueling Equipment - SL-28-04	$200,000															
Project Management and Administration - SL-28-06	$332,227															
Revenue Vehicles - Purchase of Hydrogen Fuel Cell Electric Buses - SL-28-07	$6,000,000							$5,100,000								
Revenue Vehicles - Purchase of Hydrogen Fuel Cell Electric Buses - SL-28-09	$905,056														$0	
Safety and Security - Safety Enhancements - SL-28-08	$150,000															
Transit Shelters and Amenities - Bus Stop Improvement - SL-28-11	$150,000	$0														
Sub-total Capital	$17,037,283	$1,200,000	$0	$150,000	$0	$0	$0	$10,200,000	$0	$0	$0	$0	$0	$0	$0	$0
Total Operating & Capital	$72,713,533	$5,386,807	$2,101,369	$150,000	$0	$439,003	$300,000	$10,200,000	$0	$1,816,893	$300,000	$36,050,191	$0	$7,222,824	$0	$3,259,163

FY 2027/28 Projected Funding Details	
Total Estimated Operating Funding Request	$55,676,250

Table 4.6 Summary of Funds Requested in FY 2028/29 (TABLE 4.2 RCTC OUTLINE)

Table 4.2 - Summary of Funding Requests - FY 2028/29

SunLine Transit Agency

Original

Operating

Project	Total Amount of Funds	5307 IC	5307 IC OB	5311	5311(f)	5339 COMP	FARE	LCTOP PUC99313	LTF	MA SPT	OTHR LCL	SGR PUC99313	SGR-OB PUC99313	STA PUC99313	STA PUC99314	
1. Operating Assistance -	$56,036,862	$4,986,807	$974,313	$439,003			$1,791,893		$37,436,903	$7,367,280	$3,040,663					
2. SunRide Ride Share Program -	$1,325,000						$25,000		$1,300,000							
3. Commuter Link 10 -	$723,201				$300,000				$242,201		$181,000					
4. Haul Pass Program -	$300,000							$300,000								
5. Taxi Voucher Program -	$75,000								$37,500		$37,500					
Sub-total Operating	$58,460,063	$4,986,807	$974,313	$439,003	$300,000	$0	$1,816,893	$300,000	$39,016,604	$7,367,280	$3,259,163	$0	$0	$0	$0	

Capital

Project	Total Amount of Funds	5307 IC	5307 IC OB	5311	5311(f)	5339 COMP	FARE	LCTOP PUC99313	LTF	MA SPT	OTHR LCL	SGR PUC99313	SGR-OB PUC99313	STA PUC99313	STA PUC99314	
Buildings and Facilities - Indio Liquid Hydrogen Station - SL-29-10	$1,882,353					$1,600,000								$157,344	$125,009	
Buildings and Facilities - Maintenance Upgrade & Equipment - SL-29-01	$500,000												$500,000			
Buildings and Facilities - Office Furniture & Equipment - SL-29-02	$100,000													$100,000		
Communication and ITS - IT Projects - SL-29-03	$574,313	$174,313												$400,000		
Maintenance Equipment - Specialized Tools and Fueling Equipment - SL-29-04	$200,000													$200,000		
Project Management and Administration - SL-29-06	$200,000													$200,000		
Revenue Vehicles - Bus Rehabilitation - SL-29-08	$152,553												$152,553			
Revenue Vehicles - Purchase of Hydrogen Fuel Cell Electric Buses - SL-29-07	$5,600,000					$4,760,000								$240,000	$600,000	
Revenue Vehicles - Purchase of Paratransit Vehicles - SL-29-11	$2,500,000											$1,000,000		$1,500,000		
Safety and Security - Safety Enhancements - SL-29-09	$150,000													$150,000		
Transit Shelters and Amenities - Bus Stop Improvement - SL-29-05	$200,000													$200,000		
Sub-total Capital	$12,059,219	$174,313	$0	$0	$0	$6,360,000	$0	$0	$0	$0	$0	$1,000,000	$652,553	$3,147,344	$725,009	
Total Operating & Capital	$70,519,282	$5,161,120	$974,313	$439,003	$300,000	$6,360,000	$1,816,893	$300,000	$39,016,604	$7,367,280	$3,259,163	$1,000,000	$652,553	$3,147,344	$725,009	

4.3 Regulatory and Compliance Requirements

4.3.1 Americans with Disabilities Act

SunLine complies with ADA guidelines by providing a 100 percent accessible revenue service fleet for fixed route transit services and ADA paratransit vehicles. As funding becomes available, SunLine continues to make bus stop improvements to ensure accessibility. Staff also coordinate with developers and contractors regarding construction projects to include bus stop improvements when the opportunity arises.

4.3.2 Disadvantaged Business Enterprise

SunLine's most recent Disadvantaged Business Enterprise (DBE) program and goals were submitted to FTA in July 2025 and has an expiration date of September 2027.

4.3.3 Equal Employment Opportunity

SunLine complies with federal regulations pertaining to employment and submits its Equal Employment Opportunity (EEO)-4 report annually to the U.S. Equal Employment Opportunity Commission (EEOC) and its EEO/Affirmative Action Program to FTA every 4 years, or as major changes occur in the workforce or employment conditions. The most recent EEO-4 report was submitted to the EEOC and certified in February 2024. The most recent EEO/Affirmative Action Program was revised and submitted to FTA in April 2024. The next update to the EEO/Affirmative Action Program is due to the FTA in March 2028.

4.3.4 Title VI

Title VI protects people from discrimination based on race, color, and national origin in programs and activities receiving federal financial assistance. SunLine's Title VI report was submitted to FTA in December 2025 and has an expiration date of October 2028.

4.3.5 Transportation Development Act

The Transportation Development Act provides two major sources of funding for public transportation: the LTF and STA. RCTC commissioned Michael Baker International to conduct the Triennial Performance Audit as required by the Transportation Development Act; recommendations from the auditors are referenced in section VI of that document. The full report is available on SunLine's website located at: https://www.sunline.org/about/boards-and-committees#reports

Table 4.7 Actions to Comply with Recent Triennial Performance Audit Recommendations (TABLE 4.5 RCTC OUTLINE)

Audit Recommendations	Action Taken and Results
Continue addressing maintenance facility conditions, particularly during summer months.	New swamp coolers installed in the existing facility in FY26. Entering into the design and A&E phase for new maintenance facility.
Improve grant financial management	This recommendation aligns with *an* assessment previously identified by SunLine staff. The agency will continue to pursue funding and opportunities to advance investment in this area.

4.3.6 Federal Transit Administration Triennial Review

In accordance with regulations, SunLine completed an FTA Triennial Audit site visit in 2023 and has fully complied with all closeout and post-review documentation. The Agency is conducting the 2026 review in June 2026.

4.3.7 National Transit Database

To keep track of the industry and provide public information and statistics as growth occurs, FTA's National Transit Database records the financial, operating, and asset conditions of transit systems. Staff submit monthly reports and a yearly report which is used for funding formulas.

4.3.8 Alternative Fuel Vehicles

In alignment with SunLine's Board-approved Alternative Fuel Policy, all revenue vehicles in the fleet use CNG, electric, or hydrogen fuel. This fleet mix is also compliant with Resolution No. 00-018, Emissions Standard Requirement for the Acquisition of Urban Transit Buses with Federal, State or Local Funds, was approved by the RCTC Commission on October 11, 2000. The current active fleet consists of 10 CNG buses, 32 hydrogen electric fuel cell buses, four (4) battery electric buses, three (3) CNG coaches, 39 CNG paratransit vehicles, and 44 non-revenue CNG, gas and electric vehicles, including general support cars and truck.

4.4 Capital Project Status

Table 4.8 summarizes the status of SunLine's existing capital projects and remaining funding as of March 2025.

Table 4.8 Open Project List (TABLE 4.6 RCTC OUTLINE)

Project Name	SRTP Capital Project	Project Element	Funding Category	Beg to End - Project Timeline	Total Project Cost	Programmed Funds (not including current FY)	FY## Programmed Funds	Unfunded Balance as of current FY
Replacement Fixed Route CNG 40ft buses (12)	26-13	1	2	01/01/2026-06/30/2028	19,259,020	17,980,285		1,278,735
Replacement Paratransit CNG Vehicles (14)	26-14	1	1	01/01/2026-06/30/2028	3,765,558	3,765,558		0
Non-Revenue Vehicles	21-11,24-08,26-11	2	1	12/1/2025-12/31/2027	679,396	679,396		0
A&E & Construction New Maintenance Building	25-10,25-11,27-06	4	2	7/1/2025-12/31/2030	33,446,527	27,762,505		5,684,022
A&E & Construction Workforce Training Center	18-08,20-07,21-06,24-16,26-04	4	2	7/1/2024-12/31/2028	8,542,026	7,144,031		1,397,995

A&E & Construction Microgrid	21-01,22-06,23-05,25-11	4	1	7/1/2025-12/31/2030	8,542,952	8,542,952		0
Expansion Public Hydrogen Station	24-06	4	2	7/1/2025-12/31/2030	8,935,250	8,935,250		0
Liquid Hydrogen Refueling Infrastructure	22-11,24-02	4	1	7/1/2022-12/31/2027	1,007,390	1,007,390		0
Div 1 Back-Up Generator	20-11,23-03,26-05	4	1	7/1/2025-06/30/2027	2,350,103	2,350,103		0
Indio Station Utility Upgrade	22-10,23-01,25-02	4	1	4/1/2024-12/31/2027	2,106,439	2,106,439		0
A&E & Construction Indio Liquid Hydrogen Fueling Station	21-07,23-03,24-06.24-09,26-03	4	2	7/1/2026-12/30/2029	7,798,231	7,798,231		0
Solar Covered Parking & EV Charging Infrastructure	26-01	4	2	TBD	12,098,240	900,000		11,198,240
Security Fence Upgrade	21-09,21-14,22-02,22-08,24-11,25-05	4	1	7/01/2025-12/31/2026	831,462	831,462		0
Asphalt & Concrete Upgrade	22-03,23-02,24-17	4	1	7/1/2025-6/30/2027	2,139,800	2,139,800		0
Replacements Two (2) CNG Dispensers	22-04	4	1	7/1/2025-12/31/2026	431,000	431,000		0
Utility Storage Building	26-07	4	2	TBD	1,600,000	100,000		1,500,000

Fuel Management POS System Upgrade	24-12,25-02,25-08,26-10	4	1	7/1/2025-12/31/2026	360,000	360,000		0
Bus Rehabilitation (10)	22-09,23-07	9	1	7/1/2024-6/30/2027	5,032,316	5,032,316		0
Radio System Upgrade	23-09,25-11,25-13	3	1	7/1/2025-12/31/2027	4,674,812	4,674,812		0
Open Loop Contactless Payment System	26-18	3	2	1/1/2026-12/31/2027	842,768	642,768		200,000
Bus Stop Improvements	22-08,23-12,24-14,25-04,26-17	6	1	7/1/2025-12/31/2027	918,359	918,359		0
Surveillance Camera Upgrade	21-13	5	1	7/01/2025-6/30/2027	310,598	310,598		0
Comprehensive Operational Analysis	25-14	11	1	7/01/2025-6/30/2027	369,601	369,601		0
Software Expansion	23-11	5	1	7/01/2025-6/30/2027	531,358	531,358		0
Information Technology Projects	21-12,23-06,20-02,26-08,-26-09	5	1	7/01/2025-6/30/2027	666,957	666,957		0
Transit Asset Management	15-12	5	1	7/01/2025-6/30/2027	53,549	53,549		0
Fare Collection Modernization Study	24-19	11	1	TBD	69,000	69,000		0
Maintenance Facility	24-20	11	1	TBD	130,000	130,000		0

Modernization (Study)								
Site Selection Study	24-20	11	1	7/01/2025-6/30/2027	70,000	70,000		0
Civil Survey	24-21	11	1	7/01/2025-6/30/2027	90,038	90,038		0
Facility Maintenance & Equipment Upgrade	23-02,23-10	4	1	7/01/2025-6/30/2027	374,806	374,806		0
Boardroom Equipment Upgrade	23-02	4	1	7/01/2025-6/30/2027	130,333	130,333		0
Timekeeping Software	22-13	5	1	7/01/2025-12/31/2026	40,454	40,454		0
Specialized Tools (3 CNG Dispensers)	24-15	5	2	7/01/2026-12/31/2027	297,000	178,850		118,150
Brake Training Board	22-11	3	1	7/01/2025-6/30/2027	45,000	45,000		0
Safety Projects	26-16	10	1	03/01/2026-6/30/2027	100,000	100,000		0
Low No Emission Training	22-11	3	1	7/01/2025-6/30/2029	443,704	443,704		0
Utility Golf Carts	26-07	9	1	03/01/2026-6/30/2027	50,000	50,000		0
H1 Ride Cutaway Bus	23-15	1	1	7/01/2024-12/31/2027	68,952	68,952		0
SunRide Microtransit Expansion	24-17	1	1	07/01/2024-12/31/2028	20,576	20,576		0

Project Management & Administration	26-12	4	1	07/01/2024-12/31/2028	240,000	240,000		0
Facility Improvements	19-12,19-13,21-07,24-13,25-02	4	1	07/01/2024-12/31/2028	156,162	156,162		0
Electrolyzer	20-14	4	1	07/01/2021-12/31/2026	549,878	549,878		
H2 Ride	22-25	1	1	07/01/2023-12/31/2026	33,556	33,556		
44					$130,203,171	$ 108,826,029	$ -	$ 21,377,142

Appendix A - Table 4A Capital Project Justification

FY 2026/27 SRTP

SunLine Transit Agency

Table 4.0 A - Capital Project Justification

Original

Project Number: SL-20-06

FTIP No: Not Assigned - New Project

Project Name: SunLine Property Expansion / Solar Farm Phase I 20-06

Category: Buildings and Facilities

Sub-Category: Expansion

Project Description: Project to purchase land close to Thousand Palms facility.

Project Justification: The land purchase will help with future growth of the Agency to assist with SunLine's expanded zero emission program in solar and hydrogen related projects.

Project Schedule:

Start Date	Completion Date

PROJECT FUNDING SOURCES:

Fund Type	Fiscal Year	Amount
LTF-OB	FY 2026/27	-$275,000
Total		-$275,000

PRIOR YEAR PROJECTS OF A SIMILAR NATURE WITH UNEXPENDED BALANCE INCLUDING PROJECTS APPROVED BUT NOT YET ORDERED

FTA Grant No.	FTIP ID No.	RCTC/SRTP Project No.	Description
		20-06	

FY 2026/27 SRTP

SunLine Transit Agency

Table 4.0 A - Capital Project Justification

Original

Project Number: SL-24-08

FTIP No: Not Assigned - New Project

Project Name: CNG Paratransit Vehicles (10) RIV210616

Category: Paratransit

Sub-Category: Replacement

Fuel Type: CNG

Project Description: SunLine intends to use STA funds as additional funding to the Replacement of Paratransit Vehicles (10) project. The Replacement of Paratransit Vehicles (10) project of $1.86M was programmed in 2023 FTIP, RIV210616.

Project Justification: Additional funding for the Replacement of Paratransit Vehicles (10) project is needed due to increase in cost.

Project Schedule:

Start Date	Completion Date

PROJECT FUNDING SOURCES:

Fund Type	Fiscal Year	Amount
STA - OB	FY 2026/27	-$165,530
Total		-$165,530

PRIOR YEAR PROJECTS OF A SIMILAR NATURE WITH UNEXPENDED BALANCE INCLUDING PROJECTS APPROVED BUT NOT YET ORDERED

FTA Grant No.	FTIP ID No.	RCTC/SRTP Project No.	Description
		SL-24-08	

FY 2026/27 SRTP

SunLine Transit Agency

Table 4.0 A - Capital Project Justification

Original

Project Number: SL-24-15

FTIP No: Not Assigned - New Project

Project Name: Bus Rehabilitation

Category: Bus

Sub-Category: Rehabilitation/Improvement

Fuel Type: N/A

Project Description: SunLine intends to use FY2024 STA funds for Bus Rehabilitation not limited to cosmetic work to improve bus appearance.

Project Justification: Due to extreme weather the buses deteriorate and this project will improve the appearance.

Project Schedule:

Start Date	Completion Date

PROJECT FUNDING SOURCES:

Fund Type	Fiscal Year	Amount
STA - OB	FY 2026/27	-$120,000
Total		-$120,000

PRIOR YEAR PROJECTS OF A SIMILAR NATURE WITH UNEXPENDED BALANCE INCLUDING PROJECTS APPROVED BUT NOT YET ORDERED

FTA Grant No.	FTIP ID No.	RCTC/SRTP Project No.	Description
		SL-24-15	

FY 2026/27 SRTP

SunLine Transit Agency

Table 4.0 A - Capital Project Justification

Original

Project Number: SL-26-01

FTIP No: Not Assigned - New Project

Project Name: Buildings and Facilities - Solar Microgrid to Hydrogen

Category: Buildings and Facilities

Sub-Category: Expansion

Fuel Type: Electric

Project Description: Continued funding related to solar panel and battery storage to support hydrogen equipment and increase renewable energy production.

Project Justification: Reduce cost of electricity associated with hydrogen production and act as resiliency to grid power.

Project Schedule:

Start Date	Completion Date

PROJECT FUNDING SOURCES:

Fund Type	Fiscal Year	Amount
SB 125 TIRCP GF OB	FY 2026/27	-$5,219,548
SB 125 TIRCP GGRF OB	FY 2026/27	-$922,050
Total		-$6,141,598

PRIOR YEAR PROJECTS OF A SIMILAR NATURE WITH UNEXPENDED BALANCE INCLUDING PROJECTS APPROVED BUT NOT YET ORDERED

FTA Grant No.	FTIP ID No.	RCTC/SRTP Project No.	Description
		SL-22-06 (23)	
		SL-25-01	
		SL-26-01	
		SL-22-06 (23)	
		SL-25-01	
		SL-26-01	
		SL-22-06	
		SL-22-06	

FY 2026/27 SRTP

SunLine Transit Agency

Table 4.0 A - Capital Project Justification

Original

Project Number: SL-26-19

FTIP No: Not Assigned - New Project

Project Name: Vehicle Systems - Vehicle Equipment

Category: Support Vehicles

Sub-Category: Rehabilitation/Improvement

Fuel Type: N/A

Project Description: This project will fund the purchase and installation of new and replacement equipment for fixed-route and paratransit vehicles. Equipment includes: • Automatic Fare Collection (AFC) systems • Mobile Data Computers (MDCs) or Tablets • Automatic Vehicle Location (AVL) systems • Onboard security surveillance (cameras, DVRs) • ADA compliance upgrades (audio/visual annunciators, mobility securements) • Radios and communication units • Wi-Fi routers and signal boosters Activities include equipment procurement, configuration, installation, testing, and staff training.

Project Justification: Upgrading the fleet with modern technology improves service delivery, supports incident management , and ensures ADA compliance. Without this project, SunLine faces operational inefficiencies, service delays, data gaps, and increased safety risks due to outdated and unreliable equipment.

Project Schedule:

Start Date	Completion Date

PROJECT FUNDING SOURCES:

Fund Type	Fiscal Year	Amount
STA - OB	FY 2026/27	-$50,000
Total		-$50,000

PRIOR YEAR PROJECTS OF A SIMILAR NATURE WITH UNEXPENDED BALANCE INCLUDING PROJECTS APPROVED BUT NOT YET ORDERED

FTA Grant No.	FTIP ID No.	RCTC/SRTP Project No.	Description
N/A		SL-26-19	

FY 2026/27 SRTP

SunLine Transit Agency

Table 4.0 A - Capital Project Justification

Original

Project Number: SL-27-01 **FTIP No**: Not Assigned - New Project

Project Name: Buildings and Facilities - Maintenance Upgrade & Equipment

Category: Maintenance

Sub-Category: Rehabilitation/Improvement

Fuel Type: N/A

Project Description: SunLine intends to fund various facility maintenance upgrade and purchase replacement equipment e. g Lift for buses, brake lathe, etc in Thousand Palms, Indio and Coachella, fencing, A&E & preliminary engineering services, demolition of old facilities, repaving, replacement of poles, replacement of shelters, bins, etc

Project Justification: This project is necessary for upgrading the aging facility and equipment at the various SunLine facility locations, including, HVAC, plumbing, electrical, others as needed.

Project Schedule:

Start Date	Completion Date

PROJECT FUNDING SOURCES:

Fund Type	Fiscal Year	Amount
LTF-OB	FY 2026/27	$100,000
STA PUC99313	FY 2026/27	$382,968
STA PUC99314	FY 2026/27	$377,000
Total		$859,968

PRIOR YEAR PROJECTS OF A SIMILAR NATURE WITH UNEXPENDED BALANCE INCLUDING PROJECTS APPROVED BUT NOT YET ORDERED

FTA Grant No.	FTIP ID No.	RCTC/SRTP Project No.	Description
		SL-25- 99	
		SL-26-07	
		SL-25- 99	
		SL-26-07	
		SL-25- 99	
		SL-26-07	

FY 2026/27 SRTP

SunLine Transit Agency

Table 4.0 A - Capital Project Justification

Original

Project Number: SL-27-02

FTIP No: Not Assigned - New Project

Project Name: Communication and ITS - IT Projects

Category: Communication and ITS

Sub-Category: Systems

Fuel Type: N/A

Project Description: Purchase of expansion and replacement IT equipment.

Project Justification: Required to replace aging equipment and support agency expansion.

Project Schedule:

Start Date	Completion Date

PROJECT FUNDING SOURCES:

Fund Type	Fiscal Year	Amount
LTF-OB	FY 2026/27	$175,000
STA - OB	FY 2026/27	$50,000
STA PUC99313	FY 2026/27	$303,000
Total		$528,000

PRIOR YEAR PROJECTS OF A SIMILAR NATURE WITH UNEXPENDED BALANCE INCLUDING PROJECTS APPROVED BUT NOT YET ORDERED

FTA Grant No.	FTIP ID No.	RCTC/SRTP Project No.	Description
		24-61	
		SL-25-03	
		SL-26-09	
		24-61	
		SL-25-03	
		SL-26-09	
		24-61	
		SL-25-03	
		SL-26-09	

RIVERSIDE COUNTY TRANSPORTATION COMMISSION

FY 2026/27 SRTP

SunLine Transit Agency

Table 4.0 A - Capital Project Justification

Original

FY 2026/27 SRTP

SunLine Transit Agency

Table 4.0 A - Capital Project Justification

Original

Project Number: SL-27-03 **FTIP No**: Not Assigned - New Project

Project Name: Maintenance Equipment - Specialized Tools and Fueling Equipment

Category: Maintenance

Sub-Category: Replacement

Fuel Type: N/A

Project Description: SunLine intends to use STA funds for Specialized Tools and Fueling Equipment project.

Project Justification: To maintain the day-to-day uptime of the Agency's alternative fueling infrastructure program.

Project Schedule:

Start Date	Completion Date

PROJECT FUNDING SOURCES:

Fund Type	Fiscal Year	Amount
STA - OB	FY 2026/27	$120,000
STA PUC99314	FY 2026/27	$164,000
Total		$284,000

PRIOR YEAR PROJECTS OF A SIMILAR NATURE WITH UNEXPENDED BALANCE INCLUDING PROJECTS APPROVED BUT NOT YET ORDERED

FTA Grant No.	FTIP ID No.	RCTC/SRTP Project No.	Description
		SL-24-12	$150K FY24 STA funds intended for Specialized Tools & Fueling Equipment
		SL-25-08	$50K FY25 STA funds intended for Fuel POS management system
		SL-26-10	$200K FY26 STA funds intended for Fuel POS management system
		SL-24-12	$150K FY24 STA funds intended for Specialized Tools & Fueling Equipment

		SL-25-08	$50K FY25 STA funds intended for Fuel POS management system
		SL-26-10	$200K FY26 STA funds intended for Fuel POS management system

FY 2026/27 SRTP

SunLine Transit Agency

Table 4.0 A - Capital Project Justification

Original

Project Number: SL-27-04 **FTIP No**: Not Assigned - New Project

Project Name: Vehicle Systems - Openloop Contactless Fare Payment System

Category: Bus

Sub-Category: Systems

Fuel Type: N/A

Project Description: SunLine intends to fund the project, procurement of contactless fare payment validator equipment to be installed on SunLine's Fixed Route fleet, including service agreements for the payment devices/equipment and the fare processing services.

Project Justification: The procurement and installation of payment validators in the Fixed Route fleet represent a significant step toward enhancing efficiency, security, and the overall rider experience. These payment validators will offer advantages for both riders and the Agency, including improving the fare collection process, streamlining data collection, increasing security, and enhancing the riders' experience by providing additional payment options .

Project Schedule:

Start Date	Completion Date

PROJECT FUNDING SOURCES:

Fund Type	Fiscal Year	Amount
STA - OB	FY 2026/27	$165,530
STA PUC99313	FY 2026/27	$34,470
Total		$200,000

PRIOR YEAR PROJECTS OF A SIMILAR NATURE WITH UNEXPENDED BALANCE INCLUDING PROJECTS APPROVED BUT NOT YET ORDERED

FTA Grant No.	FTIP ID No.	RCTC/SRTP Project No.	Description
N/A		SL-26-18	
N/A		SL-26-18	

FY 2026/27 SRTP

SunLine Transit Agency

Table 4.0 A - Capital Project Justification

Original

Project Number: SL-27-05

FTIP No: Not Assigned - New Project

Project Name: Buildings and Facilities - Workforce Training Center

Category: Buildings and Facilities

Sub-Category: Expansion

Fuel Type: N/A

Project Description: The proposed project includes the planning, design, construction, and equipping of a Transit Workforce Training Center that will serve as a dedicated facility for training bus operators , maintenance technicians, dispatchers, and other transit personnel. The center will feature a combination of classroom space, simulation labs, safety training zones, and technical work bays, specifically designed to support the transition to zero-emission vehicle operations, improved safety performance, and professional development.

Project Justification: The development of the Transit Workforce Training Center is essential to address the evolving needs of the transit industry, particularly in the transition to zero-emission vehicles and advanced technologies. This center will support safety, operational efficiency, and workforce readiness through hands-on training and technology-driven learning environments. It will enable the agency to reduce service disruptions, improve safety outcomes, and provide long-term economic opportunities, especially for disadvantaged and underrepresented populations entering the transit workforce.

Project Schedule:

Start Date	Completion Date

PROJECT FUNDING SOURCES:

Fund Type	Fiscal Year	Amount
5307 IC	FY 2026/27	$962,579
5339 RS	FY 2026/27	$86,454
SB 125 TIRCP GF	FY 2026/27	$1,820,986
SGR PUC99313	FY 2026/27	$1,083,198
SGR PUC99314	FY 2026/27	$139,324
STA PUC99313	FY 2026/27	$228,962
STA PUC99314	FY 2026/27	$120,000
Total		$4,441,503

PRIOR YEAR PROJECTS OF A SIMILAR NATURE WITH UNEXPENDED BALANCE INCLUDING PROJECTS APPROVED BUT NOT YET ORDERED

FTA Grant No.	FTIP ID No.	RCTC/SRTP Project No.	Description

FY 2026/27 SRTP

SunLine Transit Agency

Table 4.0 A - Capital Project Justification

Original

		SL-26-04	
		SL-26-04	
		SL-26-04	
		SL-26-04	
		SL-26-04	
		SL-26-04	
		SL-26-04	

FY 2026/27 SRTP

SunLine Transit Agency

Table 4.0 A - Capital Project Justification

Original

Project Number: SL-27-06

FTIP No: Not Assigned - New Project

Project Name: Maintenance Facility (Construction)

Category: Buildings and Facilities

Sub-Category: Rehabilitation/Improvement

Fuel Type: N/A

Project Description: Construction of a new maintenance facility in Thousand Palms.

Project Justification: The existing facility is beyond its useful life

Project Schedule:

Start Date	Completion Date

PROJECT FUNDING SOURCES:

Fund Type	Fiscal Year	Amount
SB 125 TIRCP GF	FY 2026/27	$2,642,880
SB 125 TIRCP GF OB	FY 2026/27	$5,219,548
SB 125 TIRCP GGRF OB	FY 2026/27	$922,050
Total		$8,784,478

PRIOR YEAR PROJECTS OF A SIMILAR NATURE WITH UNEXPENDED BALANCE INCLUDING PROJECTS APPROVED BUT NOT YET ORDERED

FTA Grant No.	FTIP ID No.	RCTC/SRTP Project No.	Description
		SL-25-10	$16M TIRCP funds intended for Construction of New Maintenance Building
		SL-26-49	Not programmed in FY2026
		SL-25-10	$16M TIRCP funds intended for Construction of New Maintenance Building
		SL-26-49	Not programmed in FY2026

RCTC RIVERSIDE COUNTY TRANSPORTATION COMMISSION

FY 2026/27 SRTP

SunLine Transit Agency

Table 4.0 A - Capital Project Justification

Original

		SL-25-10	$16M TIRCP funds intended for Construction of New Maintenance Building
		SL-26-49	Not programmed in FY2026

FY 2026/27 SRTP

SunLine Transit Agency

Table 4.0 A - Capital Project Justification

Original

Project Number: SL-27-07

FTIP No: Not Assigned - New Project

Project Name: Project Management and Administration

Category: Planning/Feasibility

Sub-Category: Study

Project Description: SunLine intends to use State Transit Assistance Funds PUC 99313 to fund project consultants and administration expenses.

Project Schedule:

Start Date	Completion Date

PROJECT FUNDING SOURCES:

Fund Type	Fiscal Year	Amount
STA PUC99313	FY 2026/27	$185,991
STA PUC99314	FY 2026/27	$64,009
Total		$250,000

PRIOR YEAR PROJECTS OF A SIMILAR NATURE WITH UNEXPENDED BALANCE INCLUDING PROJECTS APPROVED BUT NOT YET ORDERED

FTA Grant No.	FTIP ID No.	RCTC/SRTP Project No.	Description

FY 2026/27 SRTP

SunLine Transit Agency

Table 4.0 A - Capital Project Justification

Original

Project Number: SL-27-08

FTIP No: Not Assigned - New Project

Project Name: Revenue Vehicles - Purchase of Paratransit Vehicles

Category: Paratransit

Sub-Category: Replacement

Fuel Type: CNG

Project Description: SunLine intends to purchase replacement of CNG Paratransit Vehicles that have met their useful lives .

Project Justification: Vehicles need to be replace that passed their useful life per FTA guidelines .

Project Schedule:

Start Date	Completion Date

PROJECT FUNDING SOURCES:

Fund Type	Fiscal Year	Amount
5339 COMP	FY 2026/27	$3,060,000
Total		$3,060,000

PRIOR YEAR PROJECTS OF A SIMILAR NATURE WITH UNEXPENDED BALANCE INCLUDING PROJECTS APPROVED BUT NOT YET ORDERED

FTA Grant No.	FTIP ID No.	RCTC/SRTP Project No.	Description
	RIV220509	SL-24-09	
	RIV220509	SL-24-09	
	RIV220509	SL-26-14	

FY 2026/27 SRTP

SunLine Transit Agency

Table 4.0 A - Capital Project Justification

Original

Project Number: SL-27-09 **FTIP No**: Not Assigned - New Project

Project Name: Revenue Vehicles - Purchase of Hydrogen Fuel Cell Electric Buses

Category: Bus

Sub-Category: Replacement

Fuel Type: Hydrogen

Project Description: SunLine intends to use the funds to fund the purchase of 12 hydrogen fuel cell electric buses. This project replaces 12 Model Year 2008 CNG buses with hydrogen fuel cell buses. This project is for the acquisition, deployment, and operation of these (8) new zero-emission transit buses. SunLine will deploy these new buses, some of which will service disadvantaged communities, providing cleaner, reduce pollutants and quieter transportation for local riders.

Project Justification: The existing buses being replaced have completed their useful life of 12 years and will be disposed of according to Federal regulations. SunLine will operate the buses on various routes throughout the Coachella Valley , servicing diverse, disadvantaged communities while significantly reducing greenhouse gas (GHG) emissions.

Project Schedule:

Start Date	Completion Date

PROJECT FUNDING SOURCES:

Fund Type	Fiscal Year	Amount
5307 IC	FY 2026/27	$1,268,400
STA PUC99313	FY 2026/27	$690,779
Total		$1,959,179

PRIOR YEAR PROJECTS OF A SIMILAR NATURE WITH UNEXPENDED BALANCE INCLUDING PROJECTS APPROVED BUT NOT YET ORDERED

FTA Grant No.	FTIP ID No.	RCTC/SRTP Project No.	Description
		SL-24-23	Purchase of one (1) hydrogen bus c/o AQMD
		SL-25-12	SGR Funds of $1.1M will cover the shortfall to purchase 12 replacements of 2008 CNG 40ft buses
		SL-26-13	

FY 2026/27 SRTP

SunLine Transit Agency

Table 4.0 A - Capital Project Justification

Original

		SL-24-23	Purchase of one (1) hydrogen bus c/o AQMD
		SL-25-12	SGR Funds of $1.1M will cover the shortfall to purchase 12 replacements of 2008 CNG 40ft buses
		SL-26-13	

FY 2026/27 SRTP

SunLine Transit Agency

Table 4.0 A - Capital Project Justification

Original

Project Number: SL-27-10

FTIP No: Not Assigned - New Project

Project Name: Public Hydrogen Fueling Station

Category: Vehicle Systems and Equipment

Sub-Category: Upgrade

Fuel Type: Hydrogen

Project Description: SunLine intends to use CMAQ Funds, Federal Earmarked funds and STA Funds for the Public Hydrogen Fueling Station. The Public Hydrogen Fueling Station project of $5.2M was programmed in 2023 FTIP, RIV221001 . The Congress appropriated $2.5M to SunLine in 2023 Community Project Funding aka Congressionally Direct Spending (C DS) funds for Expansion of Public Hydrogen Station Infrastructure project with reference Project ID#2023-CMPJ-025. SunLine will match 20% of State Transit Assistance Funds of $625K as required for these grants. Project Funding; Federal (80%) CMAQ Funds: $4,500,000 RIV221001 CPF: $2,500,000 STA Funds: $1,825,000 Total Project Cost: $8,825,000

Project Justification: This project will assist in offering fueling options to hydrogen consumer vehicles as well as it will serve the Agency.

Project Schedule:

Start Date	Completion Date

PROJECT FUNDING SOURCES:

Fund Type	Fiscal Year	Amount
STA PUC99313	FY 2026/27	$1,014,750
Total		$1,014,750

PRIOR YEAR PROJECTS OF A SIMILAR NATURE WITH UNEXPENDED BALANCE INCLUDING PROJECTS APPROVED BUT NOT YET ORDERED

FTA Grant No.	FTIP ID No.	RCTC/SRTP Project No.	Description
		SL-24-06	

FY 2026/27 SRTP

SunLine Transit Agency

Table 4.0 A - Capital Project Justification

Original

Project Number: SL-27-11

FTIP No: Not Assigned - New Project

Project Name: Buildings and Facilities - Indio Liquid Hydrogen Station

Category: Buildings and Facilities

Sub-Category: Rehabilitation/Improvement

Fuel Type: Hydrogen

Project Description: SunLine intends to fund construction of Indio Liquid Hydrogen Fuuling Station for $6M. The project involves the planning, design, permitting, construction, project administration, and commissioning of a state-of-the-art LH2 fueling station located in SunLine's facility in Indio California. The station will be publicly accessible and capable of fueling hydrogen-powered transit buses, commercial trucks, fleet and public vehicles. Key infrastructure includes Cryogenic liquid hydrogen storage tank, high-capacity LH2 dispensers for rapid refueling, vaporization and pressure control systems, vacuum -jacketed transfer piping and advanced safety and control systems. The station will be designed to accommodate public access, including commercial and municipal fleet users. It will be constructed in accordance with federal, state, and local safety standards, and designed for future scalability as vehicle adoption increases.

Project Justification: The construction of a Liquid Hydrogen station in Indio is a strategic initiative that supports California's transition to clean energy, enhances regional transportation infrastructure, and positions the Coachella Valley as a leader in hydrogen technology.

Project Schedule:

Start Date	Completion Date

PROJECT FUNDING SOURCES:

Fund Type	Fiscal Year	Amount
LCTOP PUC99313	FY 2026/27	$880,536
LCTOP PUC99314	FY 2026/27	$134,125
Total		$1,014,661

PRIOR YEAR PROJECTS OF A SIMILAR NATURE WITH UNEXPENDED BALANCE INCLUDING PROJECTS APPROVED BUT NOT YET ORDERED

FTA Grant No.	FTIP ID No.	RCTC/SRTP Project No.	Description
		SL-26-03	
		SL-26-03	

FY 27-29 Short Range Transit Plan (SRTP)

SunLine TRANSIT AGENCY

Presented by: Greg Wildman,
Chief of Strategic Alignment



May 27, 2026

Back to Top

FY27-29 SRTP

- Fiscal years 2027 to 2029
- Riverside County Transportation Commission (RCTC), California Public Utilities Code and California Transportation Development Act
- Must accompany a balanced budget
- RCTC Board approval of Countywide SRTP



Back to Top

Key Funding Priorities

- Federal Reauthorization IIJA (ends in September '26) - Provides key federal funding both capital and operating budgets
- Local Funding:
  - Renewal of Measure A
  - RCTC Traffic Relief Plan
- State Funding:
  - SB125
  - Cap & Invest
- Fare Box Revenues:
  - Review of current fare rates



Back to Top

Key Capital Projects Priorities

- 44 Capital Funding Priorities
  - Bus purchases & Rehabilitation
  - Building construction, improvements & upgrades
  - Safety/Security Systems replacement and upgrades
  - Workforce training systems
  - Bus technology replacements & upgrades
- Several projects underway
- Total Project Cost: $130,302,171
- Programmed Funds: $108,826, 029
- Unfunded Balance: $21,377,142



Back to Top

SRTP Highlights: Projects

- Public Facing Hydrogen Station
- A&E for Workforce Training Center
- A&E for Maintenance Facility Building
- A&E for a Facilities Building
- A&E for a micro-grid





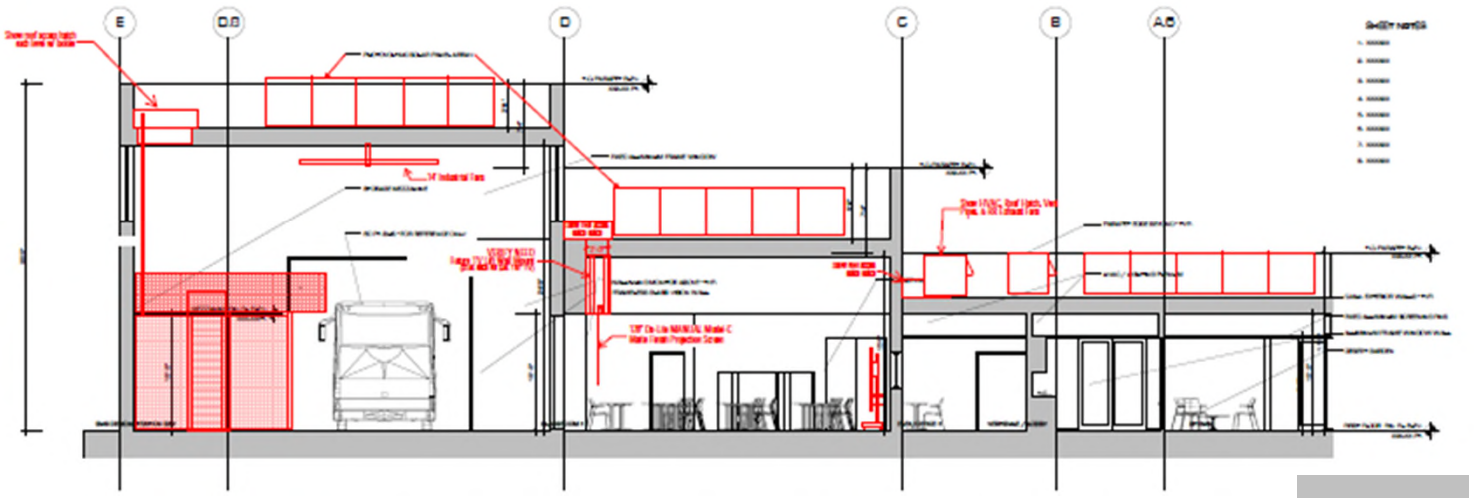

SunLine Transit Agency

Back to Top

SRTP Highlights: Community Engagement

- Currently in Phase 2 of public outreach for the SunLine: Rides Reimagined initiative.
- Provided transportation services to 65 seniors from North Shore, Mecca, Thermal and Indio Hills to the Senior Inspiration Awards.
- Teams from each of Operations and Maintenance participated in the regional Roadeo at OmniTrans and the international Roadeo in Salt Lake City.
- Continued presence at high visibility community events: Golf Cart Parade in Palm Desert, Pack the Bus and Fill the Bus, and Haunted Bus in Palm Springs.



Back to Top

Key Ridership Metrics 2025

- System Wide: 2,838,501/+3.5% from 2024
- SunBus: 2,702,449/+4.5%
- SunDial: 111,110/-7%
- SunRide: 24,923/+11%



Back to Top

SRTP Highlights-Service

- Service and/or route changes are dependent on the outcome of the SunLine: Rides Reimagined initiative
- Exploring options to put more SunRide vehicles in service to increase ridership

		Effective January 2026		
		Weekday	Saturday	Sunday
1WV	Palm Desert Mall – Palm Springs	30	30	30
1EV	Coachella – Palm Desert Mall	30	30	30
2	Desert Hot Springs – Palm Springs – Cathedral City	30	30	30
3	Desert Edge – Desert Hot Springs	30	60	60
4	Palm Desert Mall – Palm Springs	60	60	60
5	Desert Hot Springs – CSUSB Palm Desert – Palm Desert Mall	60	NS	NS
6	Coachella – Via Fred Waring – Palm Desert Mall	60	NS	NS
7	Bermuda Dunes – Indian Wells – La Quinta	45	90	90
8	North Indio – Coachella – Thermal/Mecca	60	60	60
9	North Shore – Mecca - Oasis	60	60	60
14	Thousand Palms – Palm Desert Mall	60	60	60
10	Indio – CSUSB-PDC – CSUSB – San Bernardino Transit Center (SBTC)/Metrolink	4 round trips	NS	NS

NS: No Service

Back to Top

System Map

SYSTEM MAP - MAPA DEL SISTEMA

May 3, 2026 - 3 de mayo de 2026

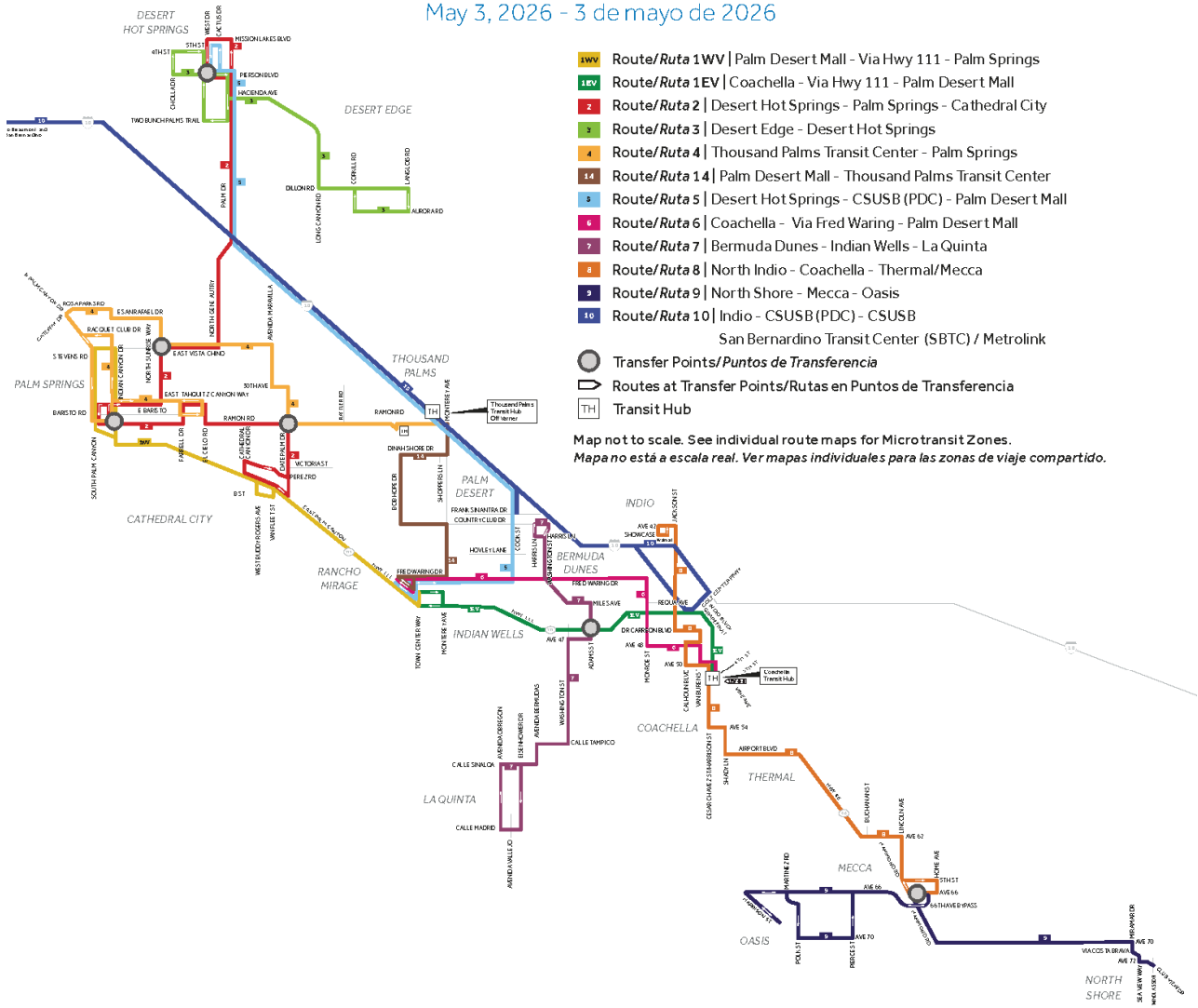

Back to Top

Routes 1WV & 1EV

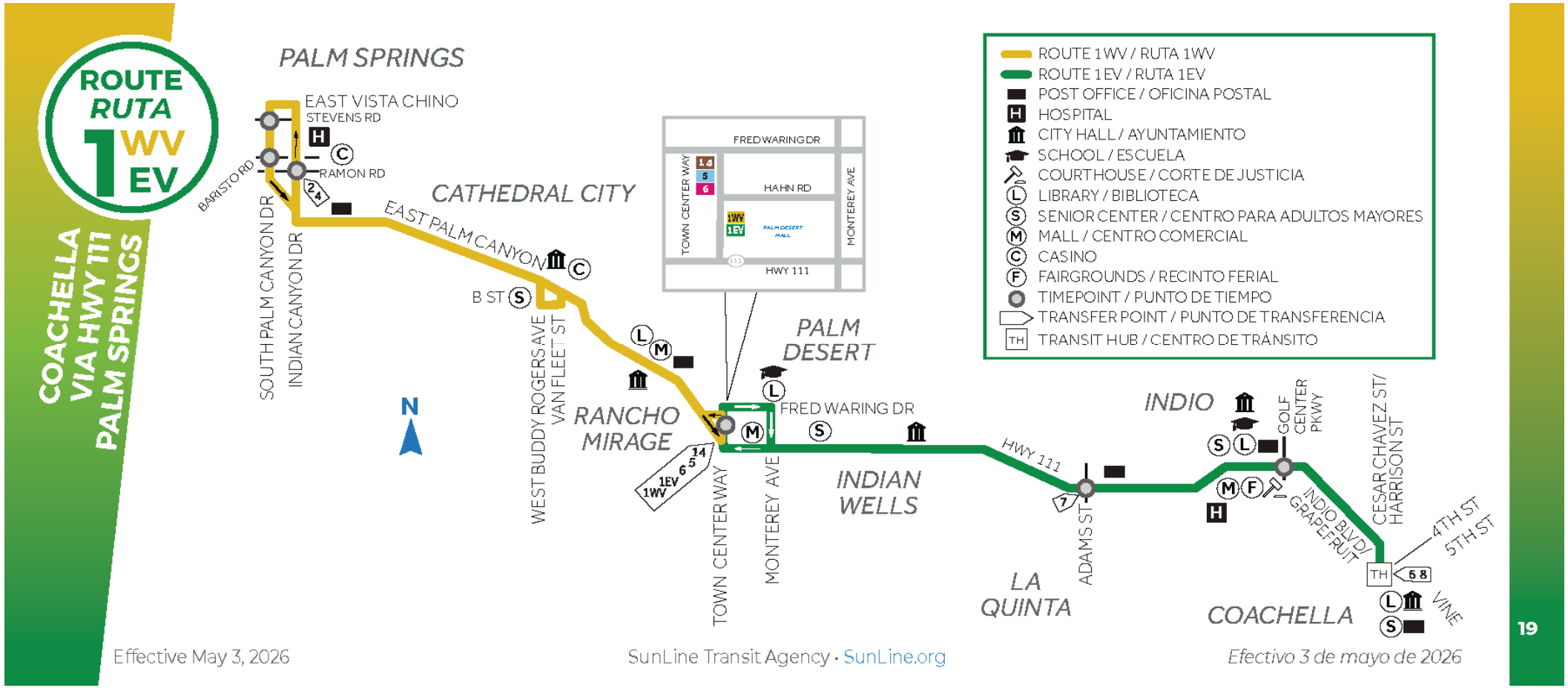

Back to Top

Route 2

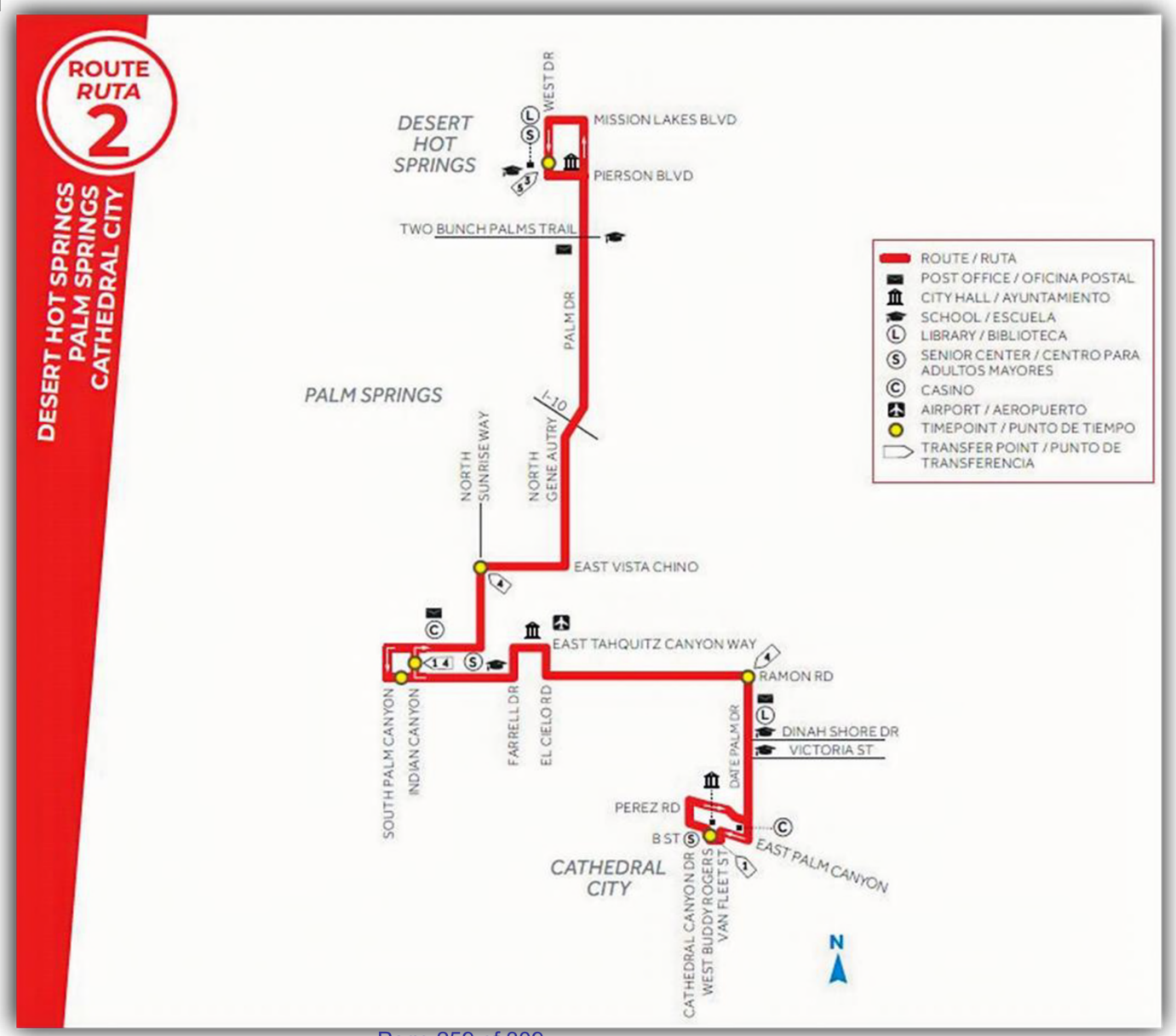

Back to Top

Route 3

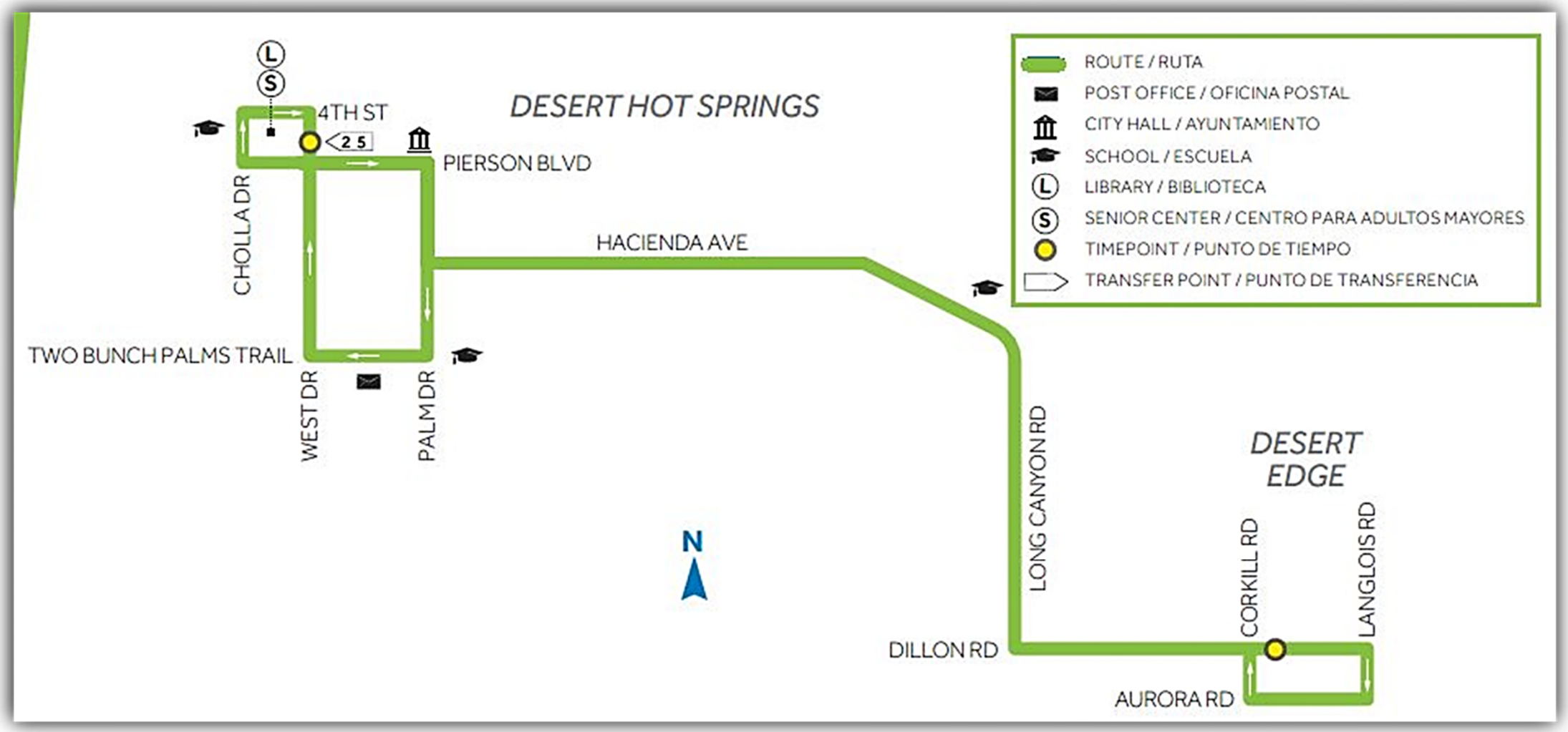

Back to Top

Route 4

ROUTE
RUTA
4

THOUSAND PALMS
PALM SPRINGS

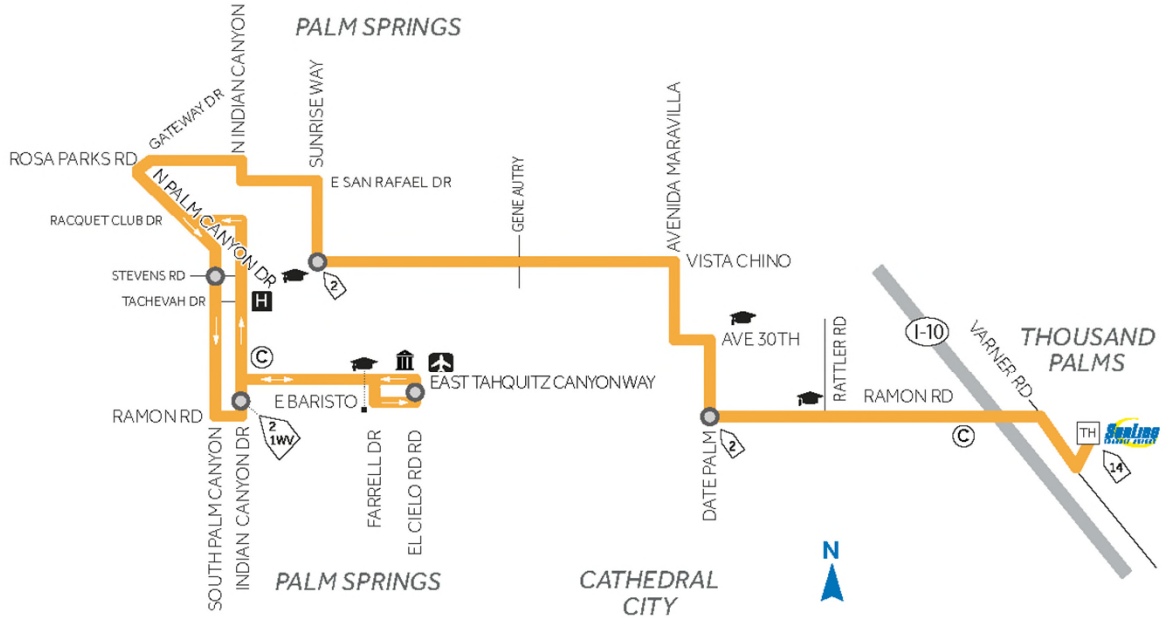

- ROUTE / RUTA
- POST OFFICE / OFICINA POSTAL
- HOSPITAL
- SCHOOL / ESCUELA
- MALL / CENTRO COMERCIAL
- SENIOR CENTER / CENTRO PARA ADULTOS MAYORES
- CASINO
- AIRPORT / AEROPUERTO
- CITY HALL / AYUNTAMIENTO
- LIBRARY / BIBLIOTECA
- SUNLINE TRANSIT AGENCY
- TIMEPOINT / PUNTO DE TIEMPO
- TRANSFER POINT / PUNTO DE TRANSFERENCIA
- TRANSIT HUB

Back to Top

Route 5

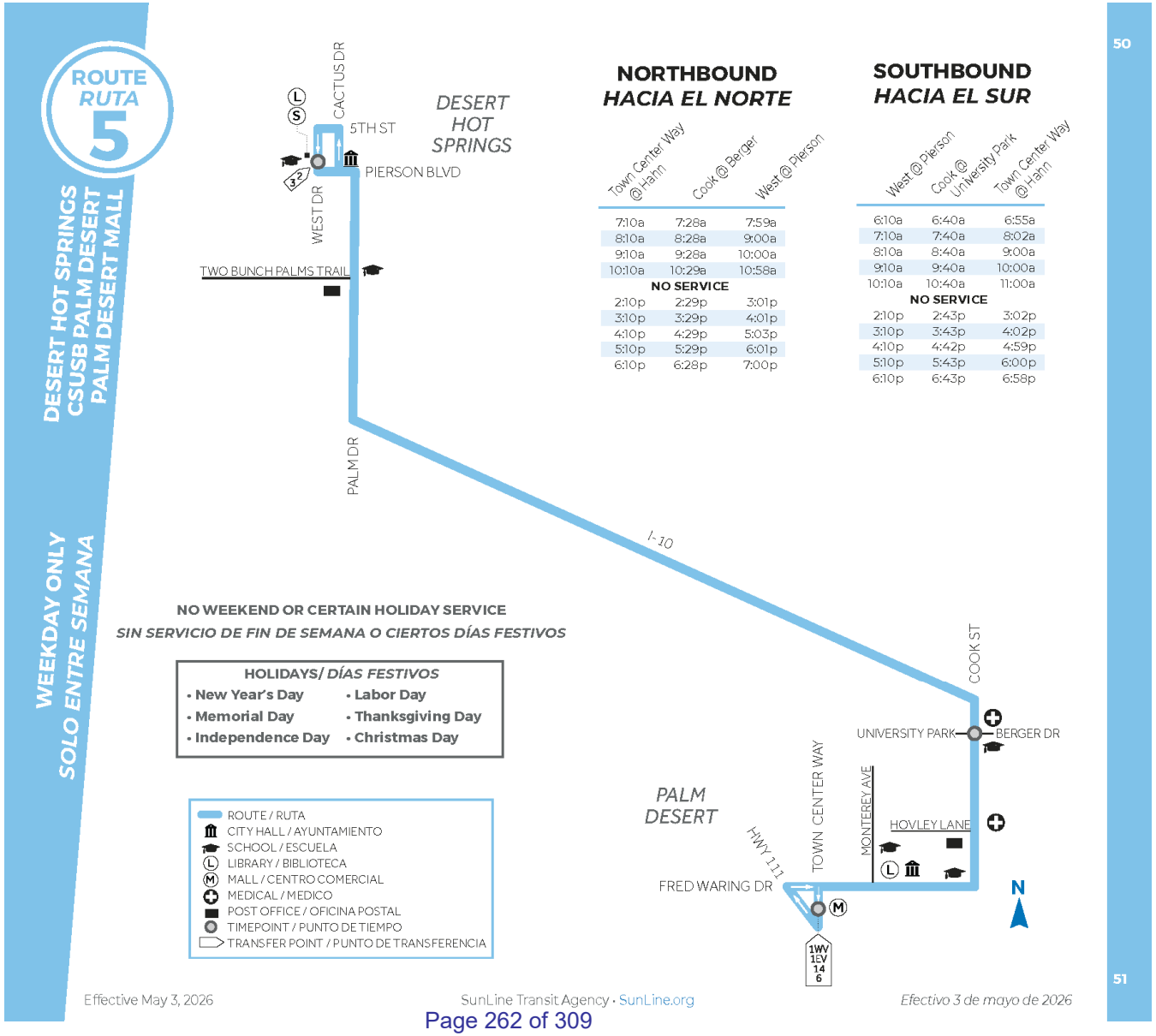

Back to Top

Route 6

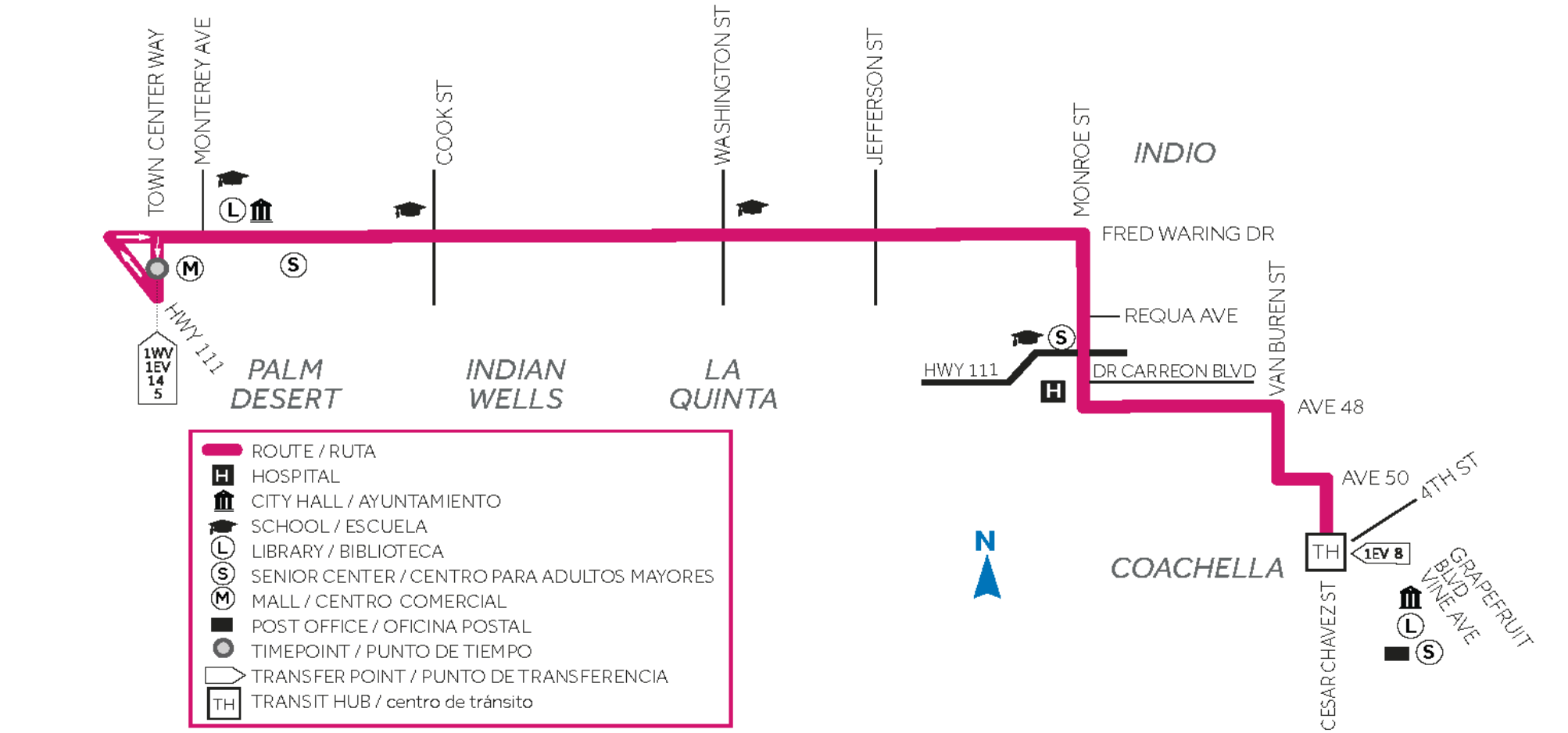

ctive May 3, 2026 SunLine Transit Agency · SunLine.org *Efectivo 3 de mayo de 2026*

Back to Top

Route 7

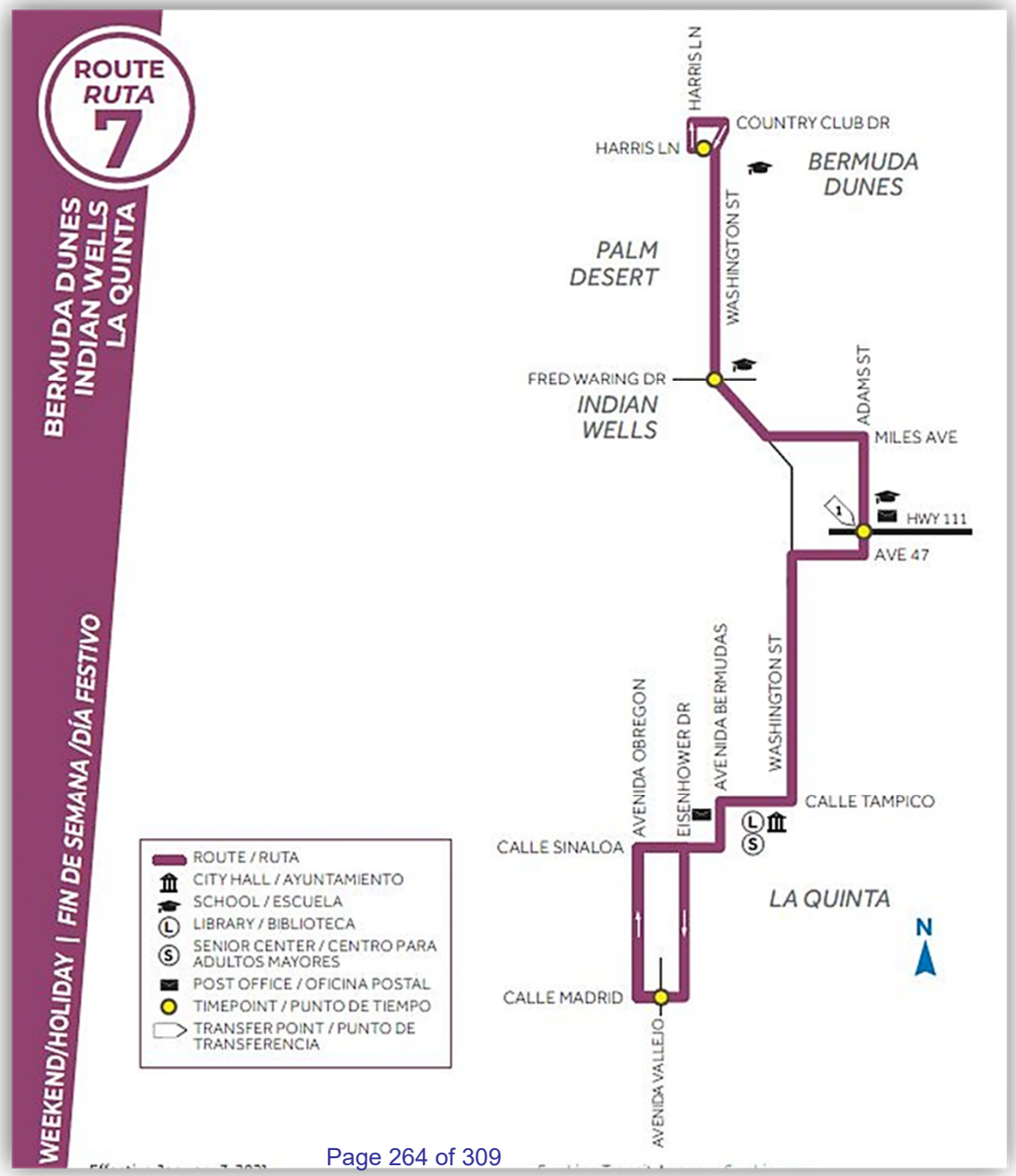

Back to Top

Route 8

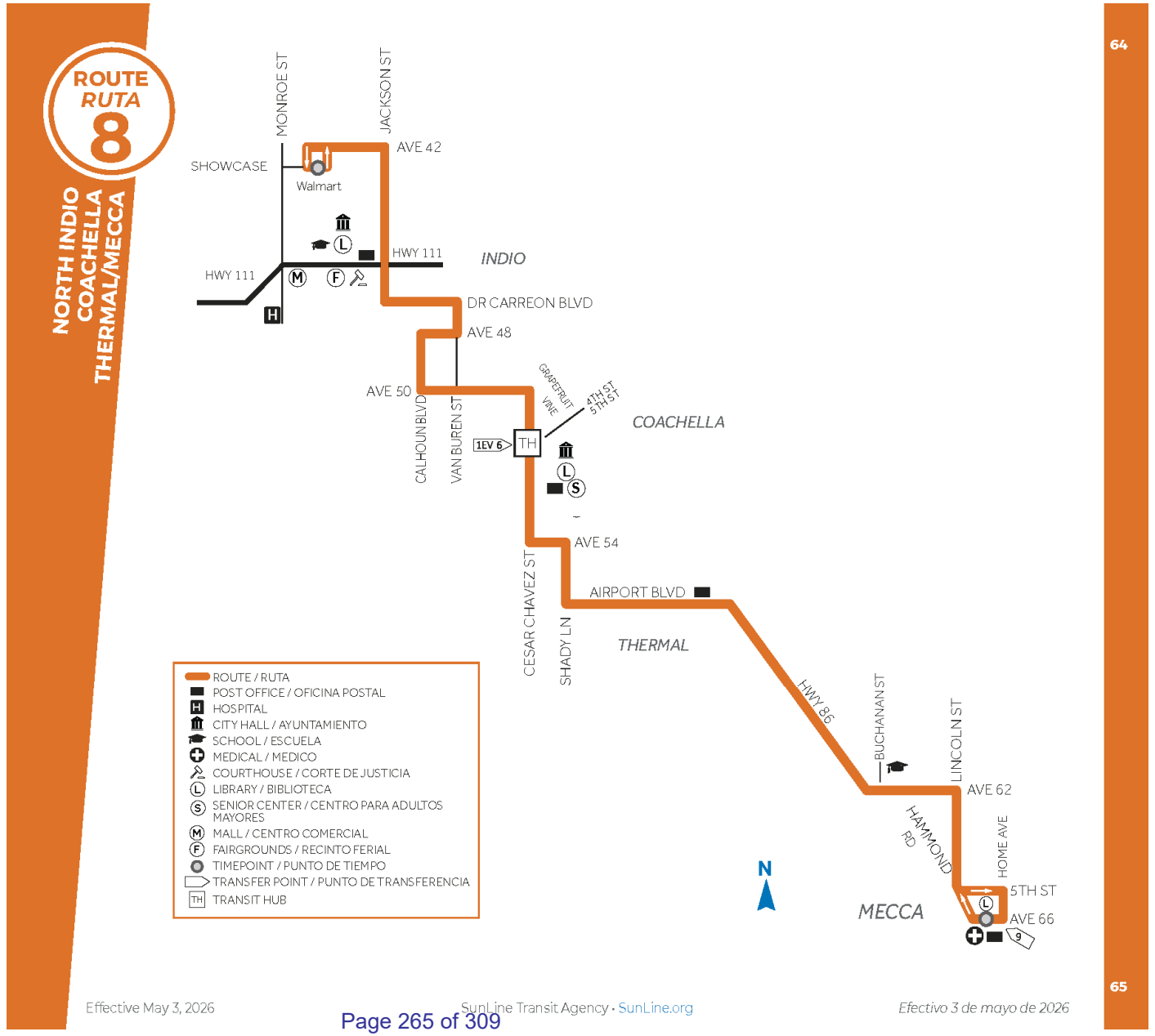
ROUTE
RUTA
8
NORTH INDIO
COACHELLA
THERMAL/MECCA
MONROE ST
JACKSON ST
AVE 42
SHOWCASE
Walmart
HWY 111
HWY 111
INDIO
DR CARREON BLVD
AVE 48
AVE 50
CALHOUN BLVD
VAN BUREN ST
GRAPEFRUIT
VINE
4TH ST
5TH ST
COACHELLA
1EV 6
TH
AVE 54
CESAR CHAVEZ ST
SHADY LN
AIRPORT BLVD
THERMAL
HWY 86
BUCHANAN ST
LINCOLN ST
AVE 62
HAMMOND
RD
HOME AVE
5TH ST
AVE 66
MECCA
N
ROUTE / RUTA
POST OFFICE / OFICINA POSTAL
HOSPITAL
CITY HALL / AYUNTAMIENTO
SCHOOL / ESCUELA
MEDICAL / MEDICO
COURTHOUSE / CORTE DE JUSTICIA
LIBRARY / BIBLIOTECA
SENIOR CENTER / CENTRO PARA ADULTOS MAYORES
MALL / CENTRO COMERCIAL
FAIRGROUNDS / RECINTO FERIAL
TIMEPOINT / PUNTO DE TIEMPO
TRANSFER POINT / PUNTO DE TRANSFERENCIA
TRANSIT HUB

Route 9



Back to Top

Route 14

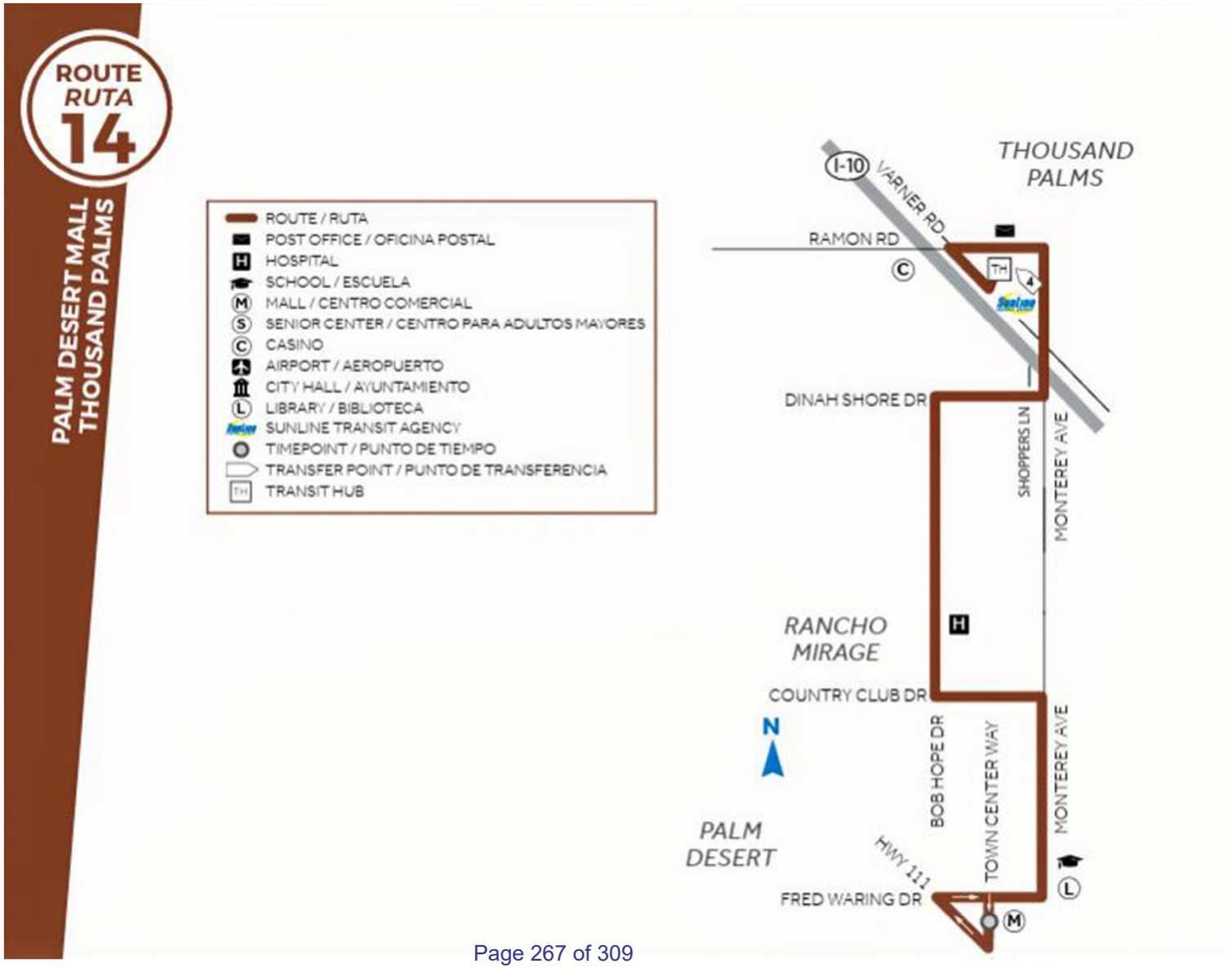

Back to Top

Route 10

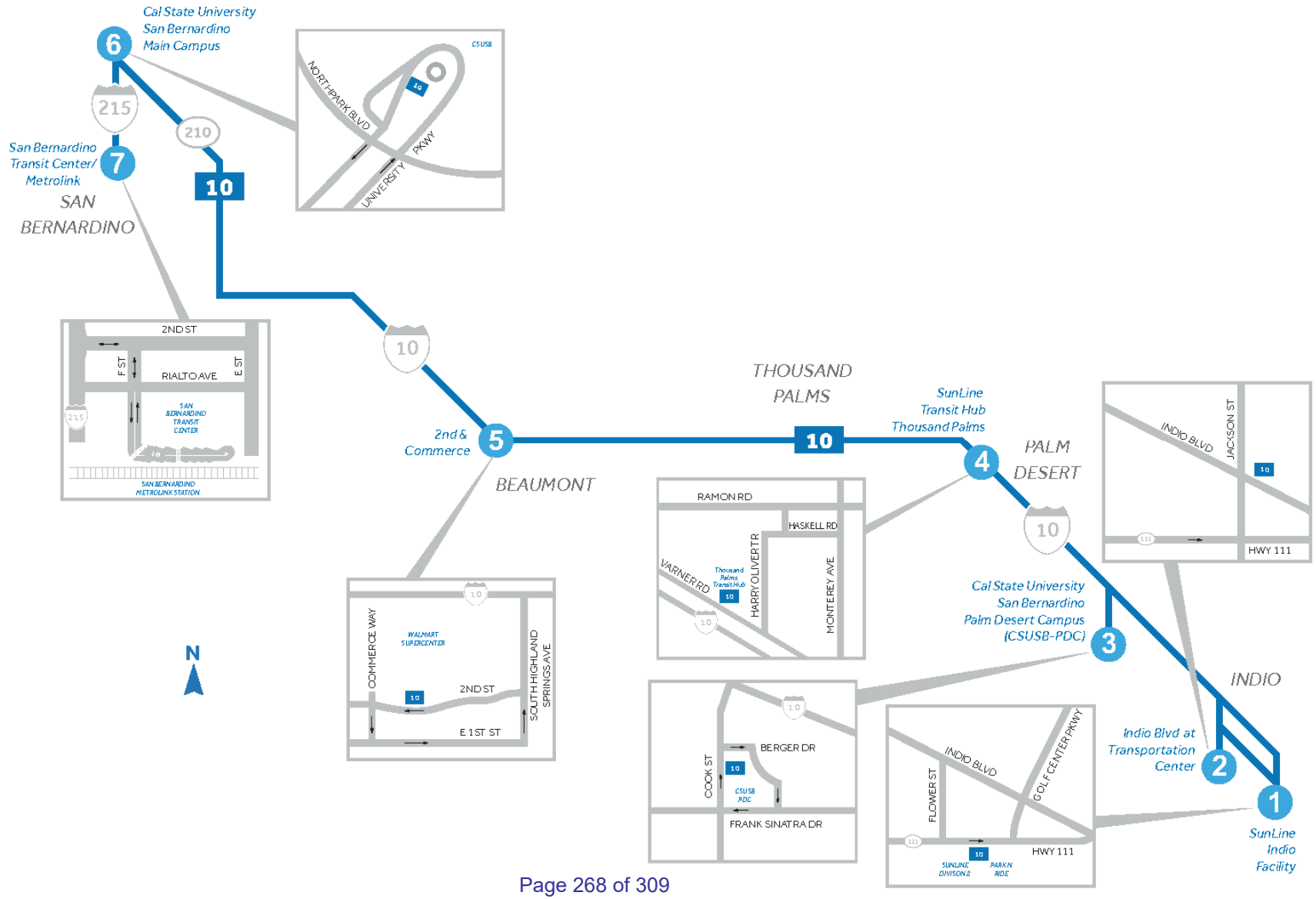

Back to Top

Thank You!



Back to Top

SunLine Transit Agency

Item 11

Board Report

May 27, 2026

AGENDA ITEM: ACTION

TO: Strategic Planning & Operational Committee/Committee of the Whole Board of Directors

FROM: Greg Wildman, Chief of Strategic Alignment

SUBJECT: Adoption of Fiscal Year 2027 Strategic Goals

Recommendation:

Recommend that the Board of Directors (Board) adopt the SunLine Transit Agency (SunLine) Fiscal Year (FY) 2027 Strategic Goals.

Background:

SunLine engaged Insight Strategies, Inc. (Insight) in March 2024 to work with staff to identify key strategic priorities as the focus of the agency's efforts through FY28. The Board approved the resulting strategic plan on June 25, 2025.

The FY26 strategic plan established six (6) strategic priorities that serve as the foundation for determining the agency's current and future strategic goals. These priorities are:

1. Service Reliability: Our commitment to service reliability centers on building ridership trust by delivering a seamless transit experience and being there when we say we are going to be there.

2. Customer Experience: Our customer experience commitment focuses on all aspects of the customer's journey with an emphasis on achieving respectful, timely and accessible service.

3. Environmental Impact: We are committed to reducing our carbon footprint by working closely with SunLine Transit Operations to support sustainable initiatives and by implementing green energy solutions.

4. Safety and Security: Our safety and security commitment focuses on protecting staff and rider within the SunLine system, creating a culture of safety that protects our communities, while minimizing risk and ensuring accountability to safety and security exists for all.

5. People/Workforce: Our workforce strategy emphasizes fostering a culture that aligns with our vision, growing and creating opportunities for staff to realize their fullest potential, and maintaining staffing levels to meet the needs of our organization and customers effectively.

6. Resource Acquisition, Allocation and Management: Our resource management commitment prioritizes optimized resource management by effectively acquiring and allocating financial, human, and material resources to ensure operational excellence and long-term sustainability. We emphasize the importance of organizational accountability and responsibility in stewarding public funds, fostering transparency and trust in how resources are utilized to serve our community.

Since Board approval, members of management and staff have been working diligently to achieve the strategic goals established for FY26. As was reported in January 2026, significant progress has been made towards achieving established goals. That progress continues and will be addressed in an upcoming report to the Board.

Based on the progress to date, the agency recognized the complexity of the issues and the need for cross-department collaboration. In response, the agency realigned its goals review and development process to focus on system-wide solutions and clearly define priorities for the plan period. While the previous Strategic Plan listed very specific goals, the FY27 plan focuses on broader goal statements that reflect the complexity of the challenges and the resources required to address them.

Under the revised goal development approach, responsibility for achieving the FY26 goals will shift to the departments responsible for developing and implementing the action plans to meet those goals.

The adoption of these FY27 strategic goals will be reflected in an update to the current Strategic Plan.

Financial Impact:

There is no financial impact associated with this item.

Strategic Priority:

Resource Acquisition, Allocation, and Management: Prioritizes optimized resource management be effectively acquiring and allocating financial, human, and material resources to ensure operational excellence and long-term sustainability.

In Collaboration with:

Executive Team

Approved/Reviewed by:

Mona Babauta, CEO/General Manager
Catherine J. Groves, General Counsel

Attachments:

- Item 11a - FY27 Strategic Goals

Back to Top

FY 27 Strategic Goals Development

Strategic Priority 1: Service Reliability – Our commitment to service reliability centers on building ridership trust by delivering a seamless transit experience and being there when we say we're going to be there.
Goal Statement(s)
Strengthen fleet availability and reliability by continuously improving systems, processes, and technologies, prioritizing initiatives that enhance supply chain stability, workforce capability, staffing consistency, and the agency's ability to meet daily service requirements.
Strategic Priority 2: Customer Experience – Our customer experience commitment focuses on all aspects of the customer's journey with an emphasis on achieving respectful, timely, and accessible service.
Goal Statement(s)
Enhance and improve the transit experience and accessibility in all areas through ongoing improvements to the agency's fleet, stops, amenities, schedules, service payment systems, and ongoing QA/QC activities to verify the operability and functionality technology used by both the agency and riders. Increase ridership by actively engaging the public—especially underserved communities—through targeted outreach, events, and incentives that promote accessible and appealing transit options. Provide efficient and reliable service within existing resource constraints and continue to pursue funds needed to expand service to meet the transit needs of the growing Coachella Valley.
Strategic Priority 3: Environmental Impact – We are committed to reducing our carbon footprint by working closely with SunLine Transit Operations to support sustainable initiatives and by implementing green energy solutions.
Goal Statement(s)
Reduce environmental impact by expanding zero-emission fleet technologies, improving operational efficiency, securing climate funding, minimizing waste, and advancing renewable energy solutions.
Strategic Priority 4: Safety and Security – Our safety and security commitment focuses on protecting staff and riders within the SunLine system, creating a culture of safety that protects our communities, while minimizing risk and ensuring accountability to safety and security exists at all levels.
Goal Statement(s)
Strengthen risk reduction and loss prevention across all operations to safeguard public resources and protect employees and the community from harm.
Strategic Priority 5: People/Workforce – Our workforce strategy emphasizes fostering a culture that aligns with our vision, growing and creating opportunities for staff to realize their fullest potential, and maintaining staffing levels to meet the needs of our organization and customers effectively.
Goal Statement(s)
Strengthen organizational resilience by advancing a culture of employee engagement through continuous workforce development, transparent and consistent communication across all levels of

Back to Top

the agency and actively recognizing employee contributions to build a solid foundation of morale and overall organizational success based on the agency's Mission, Vision and Core Values.

Develop a sustainable workforce pipeline by expanding community-based career development opportunities, including apprenticeships and professional training programs, to equip the next generation of technicians, operators, and staff with the skills needed to effectively maintain the fleet and deliver safe, reliable transportation services aligned with SunLine's mission.

Continue to grow a culture of collaboration, innovation, creativity and accountability, and build the necessary framework for increased clarity of purpose, alignment with team output, and continuous improvements in the agency's performance.

Strategic Priority 6: Resource Acquisition, Allocation, & Management – Our resource management commitment prioritizes optimized resource management by effectively acquiring and allocating financial, human, and material resources to ensure operational excellence and long-term sustainability in stewarding public funds, fostering transparency and trust in how resources are utilized to serve our community.

Goal Statement(s)

Advance the use of data-based decision-making to inform operational, financial, or service improvements and document outcomes based on performance targets and objectives.

Establish a prioritized resource-constrained capital program that aligns project delivery timelines with available funding and staff capacity; implement actions to accelerate delivery of high-priority projects resulting in measurable progress across the capital program.

Drive data-informed decision-making to improve operations, finances, and service, with clear performance targets and measurable outcomes.

SunLine Transit Agency

Item 12

Board Report

May 27, 2026

AGENDA ITEM: INFORMATION

TO: Board of Directors

FROM: Selena Rodriguez, Board and External Affairs Coordinator

SUBJECT: Upcoming Election of Officers

Recommendation:

Recommend that the Board of Directors (Board) receive this information as a reminder that at the June 2026 Joint Board Meeting, nominations will be accepted for the election of Chairperson and Vice Chairperson of the SunLine Transit Agency Board.

Background:

In accordance with the Joint Powers Agreement, the Board shall elect, from among its members, a Chairperson and Vice Chairperson to serve for one-year terms, said terms expiring at the end of each fiscal year. SunLine's meeting bylaws do not create an automatic advancement from Vice Chairperson to Chairperson.

Selection of Chairperson and Vice Chairperson shall be by a majority vote of the quorum in attendance, and a failure to achieve such total of affirmative votes, shall be deemed a selection of the incumbent(s) to remain in office. Each person selected shall serve until a successor is chosen (at any time) by affirmative votes, provided that at the first regular meeting in July of each year, the office of Chairperson and Vice Chairperson shall automatically be reconsidered by the Board.

Financial Impact:

There is no financial impact associated with this item.

Strategic Priority:

Resource Acquisition, Allocation, and Management: Prioritizes optimized resource management be effectively acquiring and allocating financial, human, and material resources to ensure operational excellence and long-term sustainability.

In Collaboration with:

Vanessa Ordorica, Clerk of the Board

Approved/Reviewed by:

Mona Babauta, CEO/General Manager
Catherine J. Groves, General Counsel

Attachments:

- Item 12a – History of Officers

Back to Top

SunLine Transit Agency
SunLine Services Group
History of Board Officers

YEAR	CHAIR	VICE-CHAIR
1977-1978	A. A. McCandless (Riverside Cty)	James McPherson (Palm Desert)
1978-1979	A. A. McCandless (Riverside Cty)	James McPherson (Palm Desert)
1979-1980	A. A. McCandless (Riverside Cty)	Cole Eyraud (Desert Hot Springs)
1980-1981	A. A. McCandless (Riverside Cty)	Robert Hubbard (Rancho Mirage) Michael Wolfson (Rancho Mirage)
1981-1982	A. A. McCandless (Riverside Cty)	Michael Wolfson (Rancho Mirage)
1982-1983	Julius Corsini (Desert Hot Springs) Roger Harlow (Indio)	Roger Harlow (Indio) *vacant 11/82 thru 6/83*
1983-1984	Roger Harlow (Indio)	Richard Kelly (Palm Desert)
1984-1985	Patricia Larson (Riverside Cty)	Manuel Rios (Coachella)
1985-1986	Patricia Larson (Riverside Cty)	Manuel Rios (Coachella)
1986-1987	Richard Kelly (Palm Desert)	Yolanda Coba (Coachella)
1987-1988	Richard Kelly (Palm Desert)	Cole Eyraud (Desert Hot Springs)
1988-1989	Richard Kelly (Palm Desert)	Rena Murphy (Cathedral City)
1989-1990	Rena Murphy (Cathedral City)	Yolanda Coba (Coachella) John Pena (La Quinta)
1990-1991	Jeffrey Bleaman (Rancho Mirage)	Darwin Oakley (Indio)
1991-1992	John Pena (La Quinta)	Darwin Oakley (Indio)
1992-1993	Patricia Larson (Riverside Cty)	Richard Kelly (Palm Desert)
1993-1994	Richard Kelly (Palm Desert)	Phil Bostley (Indian Wells)
1994-1995	Phil Bostley (Indian Wells)	Sarah Di Grandi (Cathedral City)
1995-1996	Phil Bostley (Indian Wells)	Sarah Di Grandi (Cathedral City)
1996-1997	Phil Bostley (Indian Wells) Sarah Di Grandi (Cathedral City)	Sarah Di Grandi (Cathedral City) Will Kleindienst (Palm Springs)
1997-1998	Sarah Di Grandi (Cathedral City)	Roy Wilson (Riverside Cty)
1998-1999	Roy Wilson (Riverside Cty)	Percy Byrd (Indian Wells)
1999-2000	Percy Byrd (Indian Wells)	Will Kleindienst (Palm Springs)
2000-2001	Percy Byrd (Indian Wells)	Will Kleindienst (Palm Springs)
2001-2002	Will Kleindienst (Palm Springs)	Percy Byrd (Indian Wells)
2002-2003	Matt Weyuker (Desert Hot Springs)	John Pena (La Quinta) *[thru 11/02]* Richard Kelly (Palm Desert) *[elected 1/03]*
2003-2004	Richard Kelly (Palm Desert)	Don Adolph (La Quinta)
2004-2005	Richard Kelly (Palm Desert)	Don Adolph (La Quinta)
2005-2006	Richard Kelly (Palm Desert) *[thru 3/06]* Don Adolph (La Quinta) *[4/06 - 6/06]*	Don Adolph (La Quinta)
2006-2007	Mike Wilson (Indio)	Don Adolph (La Quinta)
2007-2008	Mike Wilson (Indio) *[thru 12/08]*	Bud England(Cathedral City) *[thru 12/08]*
2007-2008	Bud England (Cathedral City) *[1/09-6/09]*	Steve Pougnet (Palm Springs) *[1/09-6/09]*
2009-2010	Bud England (Cathedral City)	Steve Pougnet (Palm Springs)
2010-2011	Steve Pougnet (Palm Springs)	Eduardo Garcia (Coachella)
2011-2012	Eduardo Garcia (Coachella)	Robert Spiegel (Palm Desert)
2012-2013	Robert Spiegel (Palm Desert)	Yvonne Parks (Desert Hot Springs)
2013-2014	Glenn Miller (Indio)	Greg Pettis (Cathedral City)
2014-2015	Greg Pettis (Cathedral City)	Douglas Hanson (Indian Wells) *[thru 10/14]*

Back to Top

		John J. Benoit (Riverside County)
2015-2016	Kristy Franklin (La Quinta)	Steven Hernandez (Coachella) *[7/15-6/16]*
2016-2017	Kristy Franklin (La Quinta) *[thru 12/16]*	Russell Betts (Desert Hot Springs) *[6/16-12/16]*
2016-2017	Russell Betts (Desert Hot Springs) *[1/17-6/17]*	Troy Strange (Indio) *[1/17-6/17]*
2017-2018	Russell Betts (Desert Hot Springs)	Troy Strange (Indio)
2018-2019	Troy Strange (Indio)*[thru 12/18]*	Kathleen Kelly (Palm Desert)
2018-2019	Kathleen Kelly (Palm Desert) *[1/19-6/19]*	Robert Radi (La Quinta) *[1/19-6/19]*
2019-2020	Kathleen Kelly (Palm Desert)	Robert Radi (La Quinta)
2020-2021	Robert Radi (La Quinta)	Glenn Miller (Indio)
2021-2022	Glenn Miller (Indio)	Lisa Middleton (Palm Springs)
2022-2023	Glenn Miller (Indio)	Lisa Middleton (Palm Springs)
2023-2024	Lisa Middleton (Palm Springs)	Denise Delgado (Coachella)
2024-2025	Nancy Ross (Cathedral City)	Lynn Mallotto (Rancho Mirage)
2025-2026	Lynn Mallotto (Rancho Mirage)	John Peña (La Quinta)

Back to Top

SunLine Transit Agency

Item 13

Board Report

May 27, 2026

AGENDA ITEM: INFORMATION

TO: Board of Directors

FROM: Mona Babauta, CEO/General Manager

SUBJECT: General Manager's Report for May 2026

Recommendation:

Recommend that the Board of Directors (Board) receive the General Manager's Report for May 2026 and provide feedback as appropriate.

Background:

Each month, the CEO/General Manager provides the Board with a summary of key agency activities, events, initiatives, and operational updates. This report is intended to keep the Board informed of notable developments across departments and provide transparency regarding ongoing and upcoming efforts supporting SunLine Transit Agency's mission and strategic goals.

Financial Impact:

There is no financial impact associated with this item.

Strategic Priority:

People & Workforce: Our commitment emphasizes fostering a culture that aligns with our vision, growing and creating opportunities for staff to realize their fullest potential, and maintaining staffing levels to meet the needs of our organization/customers.

In Collaboration with:

Executive Team Members

Approved/Reviewed by:

Mona Babauta, CEO/General Manager
Catherine J. Groves, General Counsel

Attachments:

- General Manager's Report for May 2026
- State Legislative Report from SYASL
- Federal Legislative Report from Smith Garson
- CALACT 2026 Spring Conference Presentation

Back to Top

Human Resources Update

Years of Service Recognition

I would like to express my gratitude to the following staff members for their dedicated years of service to the organization. Their hard work and commitment have been essential in advancing our work in serving the community.

30 Years:

- Steven Carlos – *Mechanic A*

15 Years:

- James Amaral – *Motor Coach Operator*
- Hector Canevaro – *Motor Coach Operator*

5 Years:

- Richard Hosea – *Motor Coach Operator*

Retirees

I extend my deepest appreciation to our employee for his many years of dedicated service to SunLine. I wish him the best in his well-earned retirement and thank him for their valued contributions.

- Craig Thompson – *Motor Coach Operator*

New Hires

During the month of April, SunLine welcomed several new employees across multiple departments. These staff members will support the agency's ongoing operational needs and help strengthen our ability to provide safe, efficient, and reliable transit services. We look forward to their contributions as they join the SunLine team!

- Carlos Cruz – *Motor Coach Operator*
- Timothy Tamez – *Motor Coach Operator*
- Henry Chavez – *Alternative Fuels Technician*
- Rolando Luna – *Alternative Fuels Technician*

Promotions

I am pleased to recognize the following employee on their recent promotion. These advancements reflect their hard work, performance, and commitment to professional growth within the agency. Congratulations to our staff member, and I look forward to their continued success in their new roles.

- Omar Celaya – *Facilities Construction Specialist*

Voice of the Employee Survey & Coffee with the CEO

The agency recently launched another Voice of the Employee survey to assess organizational progress in key areas such as communication, transparency, decision-making, and employee engagement. Following best practices identified during our last survey with Insight Strategies, we are conducting this survey as part of a two-year cadence to consistently track progress and identify opportunities for improvement. The survey will also help evaluate how effectively the agency's Mission, Vision, and Values are being communicated and reflected throughout the organization. Employees' feedback will guide our next steps and ensure we stay focused on what matters most to our employees and our success as a team.

In conjunction with the survey, the HR team hosted "Coffee with the CEO" meetings for Maintenance, Transportation, and Administration staff, providing employees with an informal opportunity to meet directly with me. These sessions encouraged open dialogue regarding employee engagement, communication, agency initiatives, and feedback related to the survey, while also providing updates on the rollout of the new Blink employee communication app and other upcoming projects.

Legislative Update

State Update

Throughout April and early May, the Legislature's policy and budget committees continued advancing legislation ahead of key procedural deadlines. Fiscal bills were required to move out of policy committees by April 24, while non-fiscal bills advanced by May 1. Appropriations suspense hearings were held on May 14, and all remaining bills must pass out of their house of origin by May 29.

On May 14, Governor Newsom released the May Revision to the proposed FY 2026–27 State Budget. While the May Revise reflects approximately $16 billion in higher-than-expected revenues, the proposal largely maintains the January budget framework and does not restore previously anticipated transit funding commitments, including the scheduled SB 125 appropriation for the Zero-Emission Transit Capital Program (ZETCP).

Additionally, the California Air Resources Board (CARB) released proposed amendments to the Cap-and-Invest Program that could significantly reduce annual Greenhouse Gas Reduction Fund (GGRF) revenues. Transit stakeholders, including the California Transit Association (CTA), have raised concerns that these reductions could substantially impact future funding availability for TIRCP, LCTOP, and other transit-related programs.

Statewide ballot activity also continues ahead of the November 2026 election. The Local Taxpayer Protection Act officially qualified for the statewide ballot and could significantly impact local government revenue generation and transportation funding. Separately, the Building an Affordable California Act is expected to qualify for the ballot and would streamline CEQA review and permitting processes for transportation and infrastructure projects.

Bills of Interest:

AB 1837 (González) – Camera Enforcement – Support
AB 1941 (González) – Organized Metal Theft – Support
AB 1944 (Lee) – ZEB Axle Weight – Support
SB 1424 (Archuleta) – Hydrogen Fueling Sales Tax Exemption – Support
SB 1087 (Cabaldon) – Sustainable Communities Strategies – Watch
AB 1383 (McKinnor) – PEPRA Changes – Watch
AB 1421 (Wilson) – Road Usage Charge – Watch
AB 1599 (Ahrens) – Transit Stop Registry – Watch
AB 1883 (Bryan) – Workplace Surveillance – Watch

The State Legislative Report from SYASL includes additional details and is attached.

Back to Top

Federal Update

Federal activity throughout April and early May centered on the FY27 budget process, surface transportation reauthorization, and ongoing geopolitical instability associated with the Iran conflict. Congress returned from recess in mid-April and shifted focus toward budget reconciliation legislation, annual appropriations hearings, and transportation policy discussions.

The Administration's FY27 Presidential Budget Request proposes approximately $26.6 billion for the U.S. Department of Transportation, with funding prioritized toward traditional infrastructure and aviation modernization. However, the proposal would eliminate several discretionary grant programs, including the RAISE program, and does not extend advance appropriations authorized under the Infrastructure Investment and Jobs Act (IIJA).

Congressional committees also continue preparing for broader surface transportation reauthorization discussions ahead of the current authorization's September 30, 2026 expiration. The House Transportation and Infrastructure Committee recently released draft surface transportation reauthorization legislation, beginning the formal congressional review process.

SunLine and its federal consultants are currently reviewing the draft legislation to evaluate potential impacts on transit funding programs, discretionary grant opportunities, hydrogen and zero-emission initiatives, regulatory flexibility, and smaller transit agency priorities. Staff and consultants will continue monitoring the bill as it advances through the committee and amendment process.

SunLine's federal advocacy efforts continue to focus on advancing the Agency's FY27 Congressional Directed Spending request for its maintenance facility, hydrogen deployment priorities, discretionary transit funding preservation, and operational regulatory flexibility.

On May 11, SunLine leadership, Smith Garson staff, and Department of Energy (DOE) hydrogen officials conducted a technical coordination meeting focused on liquid hydrogen boil-off reduction, fueling optimization, and operational efficiency improvements. DOE officials expressed strong interest in SunLine's operational data, fueling practices, and role as a national deployment and testing partner for emerging hydrogen technologies and infrastructure systems.

The Federal Legislative Report from Smith Garson includes additional details and is attached.

Capital Projects Update

CAD/AVL Modernization Project Update

SunLine continues to advance its CAD/AVL modernization project, replacing the outdated system with the GMV platform for fixed route and Driver Mate technology for paratransit operations. Driver Mate was fully implemented across the paratransit fleet in April, delivering improved dispatching, real-time vehicle location, and more efficient trip management. Installation of the new system is now underway on the fixed-route fleet. Once complete, riders will benefit from enhanced trip-planning tools and accurate, real-time bus arrival information available directly on their mobile devices, improving reliability, transparency, and the overall customer experience across SunLine services.

Liquid Hydrogen Station Project Update

Staff continues to make progress on the liquid hydrogen station improvements, with key refinements underway to enable public access. Work on the public hydrogen dispenser and overall station refinements is nearing completion, with a focus on usability, safety, and performance. With these upgrades in place, the California Air Resources Board's Hydrogen Station Equipment Performance (HyStep) testing occurred earlier this month to validate public station performance, safety checks, and fueling protocols. Additionally, the County Division of Weights and Measures also completed their testing process immediately after the HyStep testing. These efforts mark an important step toward expanding public access to hydrogen fueling while ensuring the station meets strict operational and compliance standards.

Vacation of Haskell Road Project Update

On April 14, the Riverside County Board of Supervisors approved the vacation of Haskell Road west of Harry Oliver Trail, marking an important milestone in the process. Although the Board formally approved the action, work remains to complete the effort. Coordination continues with the Coachella Valley Water District (CVWD) to address and release the existing utility easements, a required step before the project can be finalized.

Progress on the Workforce Training Center continues, with staff proactively coordinating with CVWD and the Riverside County Fire Department early in the development process. These early discussions help identify and address utility, safety, and fire protection requirements before formal submittals. With this coordination, the project team expects to submit the plans to the County for review in June, keeping the project on track and supporting a smoother permitting process.

Security Gate Project Update

The security gate project construction is now underway, marking an important step in enhancing site access control and overall facility security. Construction activities have begun at the South (bus) gate, where initial work focuses on infrastructure improvements and the installation of the new gate system. Once the South gate becomes operational, the work will move to the North (main) gate. Including relocation of the guard shack, widening of drive aisles, new gates, openers, and code-required upgrades. Once completed, the upgraded security gates will enhance controlled access for bus traffic, staff, contractors, and authorized visitors, while supporting safer, more efficient daily operations across the facility.

Security Camera Project Update

The security camera upgrade and installation project was successfully completed in April, significantly enhancing site security and monitoring capabilities. Final camera positioning and fine-tuning adjustments are underway to ensure optimal coverage and image quality. In parallel, work continues on the project's IT components, focusing on implementing a cloud-based storage solution. Once complete, these upgrades will improve system reliability, provide cloud storage, and enhance scalability for SunLine's camera system.

Hydrogen Electrolyzer Station Update

Two repairs were completed at the electrolyzer station, one for each H2 Station Module. Module #58 required a replacement refrigeration compressor to ensure proper cooling of the hydrogen fuel before dispensing it into the bus. Module #59 required repair of the high-pressure process gas diaphragm compressor (PDC). Both repairs were successful, and the station continues to be fully operational. In addition, staff continues to work

cooperatively with Nel Hydrogen and Cavendish on implementing service agreements to support ongoing operations and maintenance activities.

Asphalt Project Update

The asphalt pavement project continues to progress, with the contractor currently performing utility locating and manhole adjustments in preparation for paving operations. Coordination with the concrete subcontractor is ongoing to align work scopes and ensure proper phasing, minimizing conflicts and maintaining overall schedule efficiency. The team is working closely to sequence activities effectively and support a smooth transition into the upcoming paving phases.

Safety Department Update

Fire Extinguisher Training

During the month of April, SunLine partnered with the City of Indio and Riverside County Fire to deliver comprehensive fire extinguisher training to agency personnel. This collaborative effort focused on enhancing employee preparedness, reinforcing workplace safety practices, and ensuring compliance with fire safety standards.

A total of 10 safety meetings were conducted across multiple departments, each incorporating both classroom instruction and hands-on training exercises. The sessions covered key topics including fire prevention, identification of fire hazards, proper selection and use of fire extinguishers, and emergency response protocols. Employees were trained in the PASS technique (Pull, Aim, Squeeze, Sweep) and were provided the opportunity to apply these skills in controlled, live-fire scenarios.

In total, 250 employees successfully completed the training. The hands-on component significantly improved employee confidence and competency in responding to fire-related incidents. This initiative supports SunLine's ongoing commitment to maintaining a safe working environment and equipping staff with the knowledge and skills necessary to respond effectively in emergency situations.

First Aid, AED, and CPR Certifications

On April 15, 2026, the agency conducted First Aid, Automated External Defibrillator (AED), and Cardiopulmonary Resuscitation (CPR) training. The training was led by certified instructor Asael Reyes. A total of seven employees successfully completed the course and received certification. The training provided essential life-saving skills, including emergency response procedures, proper use of an AED, and effective CPR techniques for adults.

Safety BBQ – Thousand Palms, CA (April 29, 2026)

SunLine hosted our annual Safety BBQ, a special event dedicated to recognizing employees for their commitment to maintaining a safe work environment while reinforcing the principles of the agency's Safety Management System (SMS). The event served as both a celebration and an opportunity to further promote a culture of safety across the organization. Employees from various departments came together to enjoy the event, which emphasized the importance of proactive safety practices and personal accountability in daily operations.

A highlight of the event was the Safety Slogan Contest, designed to engage employees in promoting safety awareness in a creative and meaningful way. This year's winning entry was submitted by Fixed Route Operator Alexander Figueroa, whose slogan captured the essence of SunLine's safety culture: *"Behind Every Smooth Ride is a Safe Decision."* Mr. Figueroa's slogan reflects the critical role that individual choices play in ensuring safe and reliable service for both employees and passengers.

Community/Industry Engagement Events

Rancho Mirage Library & Observatory Petting Truck Zoo – Rancho Mirage, CA (April 1, 2026)

The Marketing Team participated in the Petting Truck Zoo hosted by the Rancho Mirage Library & Observatory. The family-friendly event brought together a variety of vehicles and community organizations, giving children and families the opportunity to explore large vehicles up close while learning about the services they provide within the community.

SunLine showcased one of its hydrogen fuel cell buses, which remained stationary throughout the event to allow children and families to safely step onboard and experience what public transit is like firsthand. Team members engaged with attendees by sharing information about SunLine's clean energy initiatives and the agency's leadership in alternative fuel transportation, creating a fun, educational, and interactive experience for the community.

California Hydrogen Business Council (CHBC) Workshop & Tour – Palm Desert, CA (April 7 - 8, 2026)

The CHBC Fuel Cell Bus Workshop was held in Palm Desert, bringing together industry leaders and transit professionals to discuss advancements in hydrogen and fuel cell technologies. I welcomed workshop participants with opening remarks on behalf of SunLine, emphasizing the agency's commitment to zero-emission transportation initiatives.

As part of the workshop, the agency also hosted a tour of our hydrogen facility, where Maintenance staff provided participants with an in-depth overview of the agency's hydrogen operations and demonstrated the practical applications of working with hydrogen-fueled vehicles through visual presentations and hands-on discussions.

During the workshop sessions, Chief of Capital Projects, Walter Watcher, spoke to attendees as an early leader in hydrogen transit, highlighting SunLine's experience with on-site hydrogen production through electrolysis and how locally produced hydrogen can support zero-emission bus operations. Complementing this perspective, Foothill Transit shared insights on liquid hydrogen station fueling, including operational benefits, performance considerations, and lessons learned from implementing liquid hydrogen fueling infrastructure at scale. Together, the presentations provided a valuable opportunity for agencies to learn directly from peers actively deploying hydrogen technologies in real-world transit environments.

Riverside County Transportation Commission (RCTC) Transportation Committee State of the Agency Presentation – Cathedral City, CA (April 8, 2026)

I presented the agency's State of the Agency to RCTC's Transportation Committee, where I provided an overview of SunLine, including the agency's operating and capital budget

and priorities and key initiatives. I also highlighted the SunLine: Rides Reimagined project and emphasized the importance of community feedback in helping shape the future of transit services throughout the Coachella Valley.

The full report may be accessed here.

American Public Transportation Association (APTA) Legislative Conference – Washington, D.C. (April 12 – 14, 2026)

Chief Financial Officer, Luis Garcia, participated in the APTA Legislative Conference in Washington, D.C. The conference is a key national forum for public transportation leaders to engage directly with federal policymakers, receive updates on emerging legislative and regulatory priorities, and align advocacy strategies across the industry. Attendance benefits SunLine by ensuring we remain informed and well-positioned as federal decisions are made that impact transit funding, operations, capital programs, and long-term sustainability.

RCTC Traffic Relief Plan Tele–Town Hall – Palm Desert, CA (April 13, 2026)

I served as a panelist for the RCTC's Traffic Relief Plan (TRP) Tele-Town Hall event alongside Tom Kirk, Executive Director of CVAG, and Aaron Hake, Executive Director of RCTC. During the event, we answered questions regarding transportation investments and priorities throughout eastern Riverside County.

The discussion highlighted the TRP's comprehensive strategy to address both the immediate and long-term transportation needs of Riverside County's growing communities. We also emphasized that implementation of the TRP projects and services will require significant funding support from local, state, and federal sources.

CALACT 2026 Spring Conference & Expo – Temecula, CA (April 13 – 16, 2026)

Walter Watcher spoke during the Mobile Hydrogen Fueling Solutions and Facility Upgrades for Zero-Emission Buses panel, sharing practical perspectives on how agencies can adapt facilities to support hydrogen-powered fleets while maintaining safe and efficient operations.

He also moderated the Mobile Hydrogen Fueling Solutions, Part II – Development in Public Transit panel, helping guide a peer-driven discussion on real-world deployment, challenges, and lessons learned. His participation underscored the conference's focus on knowledge sharing as agencies continue to transition to zero-emission bus technologies.

Additionally, I organized and participated in a session that highlighted strategies for managing the risks of using Artificial Intelligence (AI) in the workplace without hampering government efficiency and innovation. In fact, I presented alongside our General Counsel who provided an overview of effective legal strategies, including formal AI policies.

My presentation is attached here.

Travel Training Presentation at Palm Springs Unified School District – Palm Springs, CA (April 17, 2026)

The Marketing Team delivered a travel training workshop at Palm Springs Unified School District tailored to support special education high school students. The session focused on building the skills, confidence, and independence needed to successfully navigate the public transit system. Participants received an overview of SunLine's transit services, with an emphasis on the SunDial Paratransit service and the Half-Fare Program, helping students better understand the accessible transportation options available within the community.

Earth Day Community Resource Fair and Science Night at Cesar Chavez Elementary School – Coachella, CA (April 22, 2026)

In celebration of Earth Day, SunLine's Marketing team participated in the Earth Day Community Resource Fair and Science Night at Cesar Chavez Elementary, engaging students and families through an interactive hydrogen demonstration. Using water, baking soda, pencils, and a battery, the team conducted a simple experiment illustrating how hydrogen can be extracted from water.

The hands-on activity provided an exciting and educational opportunity to introduce children to the agency's leadership in hydrogen technology and alternative fuel transportation. Students were especially enthusiastic to learn that more than half of

SunLine's active fleet operates on hydrogen fuel, helping inspire awareness of clean energy and sustainable transportation solutions at an early age.

Travel Training for Seniors at Desert Recreation Community Center – Thermal, CA (April 23, 2026)

SunLine staff conducted a travel training presentation at the Desert Recreation Community Center in Thermal. The purpose of the presentation was to introduce senior citizens in Thermal to SunLine's services.

The presentation covered key topics, including our fixed route service, the SunDial Paratransit program for individuals with disabilities, and the Taxi Voucher Program for seniors and those with disabilities.

This event marked another successful collaboration between the agency and Desert Recreation Center, aimed at expanding outreach to community members who may benefit from SunLine's services — with a particular focus on seniors.

Riverside County Veterans Town Hall – American Legion Post 739, Indio, CA (April 24, 2026)

Staff attended the Riverside County Veterans Town Hall hosted by Supervisor V. Manuel Perez. The event provided a valuable opportunity to connect with veterans while sharing information about the transportation resources and mobility programs available through SunLine.

Staff highlighted services designed to improve accessibility and mobility for seniors and individuals with disabilities, including the SunDial paratransit service, Half-Fare program, and Taxi Voucher program. Participation in the event helped strengthen community outreach efforts and increase awareness of the transportation options available to support independence and access to essential services.

American Bus Benchmarking Group (ABBG) Paratransit Expert Workshop – Anaheim, CA (April 28 – May 1, 2026)

Paratransit Lead Controller, Vicente Ayala, attended the ABBG Seminar hosted by Orange County Transportation Authority in Anaheim, California. The seminar focused specifically on Paratransit operations and Paratransit data management, providing attendees with opportunities to collaborate and exchange information with industry professionals from multiple transit agencies. Topics discussed included operational data analysis, reporting

practices, technology integration, and performance monitoring related to Paratransit services.

In addition, the seminar provided valuable insight regarding the Driver Mate system through direct discussions with agencies currently utilizing the platform. These conversations provided real-time feedback regarding implementation experiences, operational challenges encountered, and performance improvements achieved following deployment. The information and industry connections gained through the seminar will help support SunLine's continued transition and optimization of technology and data-driven decision-making within Paratransit operations.

2026 Growth Mindset Conference – Thermal, CA (April 28, 2026)

HR Specialist/Recruitment, Magali Jimenez, represented SunLine at the 2026 Growth Mindset Conference on April 28, 2026, hosted by the Coachella Valley Unified School District. The event brought together 12th-grade students from Coachella Valley High School, West Shores High School, Desert Mirage High School, and La Familia High School for workforce readiness activities.

Students participated in workshops covering financial literacy, overcoming challenges, emotional regulation, and mock interviews. With support from SunLine, students arrived well-prepared with current resumes and professional attire. Magali provided direct feedback to 20 students during mock interview sessions.

This engagement supported SunLine's workforce development efforts by helping prepare local students for entry into the workforce.

SunLine: Rides Reimagined Phase 2 is here! – Coachella Valley (May 4 – June 28, 2026)

From May 4 through June 28, SunLine is sharing two conceptual network designs shaped by what we heard in Phase 1 – not final maps, but concepts to help guide the next steps. The team has been out in the community doing pop-ups at various locations throughout the Coachella Valley to receive feedback from the community on each of these concepts and encourage riders and non-riders to take the phase 2 survey. To view a list of past and future community engagements visit, sunline.org/rides-reimagined

11th Annual Student Art Contest Submission Period Open (April to June 12, 2026)

SunLine's Student Art Contest entry period has opened to all students K-12th grade in the Coachella Valley. This year's theme incorporates parts of our new mission statement as

well as the recurring environmental factor in past Student Art Contest themes: “Moving People. Improving Lives. Protecting Our Planet.” The submission deadline is Friday, June 12, 2026. This initiative is designed to engage local youth in the arts with a focus on sustainability, clean energy, and public transportation policy.

We would like to thank the City of La Quinta and the City of Palm Desert for their continued support as sponsors. We are still seeking one last sponsor and welcome any suggestions. For more information and for students to submit artwork, visit our website: SunLine.org/StudentArt

Shaw
Yoder
Antwih
Schmelzer
& Lange

1415 L Street
Suite 1000
Sacramento
CA, 95814
916-446-4656

May 15, 2026

TO: Board of Directors
SunLine Transit Agency

FM: Matt Robinson, Michael Pimentel & Brendan Repicky
Shaw Yoder Antwih Schmelzer & Lange

RE: STATE LEGISLATIVE UPDATE – May 2026

General Update

Throughout April, the Legislature's policy committees and budget subcommittees in both houses continued to meet to advance their work in the lead-up to a series of deadlines. The last day for policy committees to hear and report to the appropriations committees fiscal bills introduced in their house was April 24; the last day for policy committees to hear and report to the Floor non-fiscal bills introduced in their house was May 1.

On May 14, the appropriations committees held their suspense hearings, which decided the fate of bills with significant fiscal impact to the state. All bills still alive will then need to pass out of their house of origin by May 29.

For information about key legislative and budget deadlines for next year, please see the 2026 Legislative Calendar here.

Governor Releases May Revise

On May 14, the Governor released the May Revise, the mid-year update to the proposed Fiscal Year 2026-27 budget. As we reported at the time, the Governor's January budget projected a relatively small deficit for the coming fiscal year, but sizable *outyear* deficits. Relating to transit, the January budget failed to include the promised $230 million of SB 125 monies for the Zero Emission Transit Capital Program (ZETCP). The January budget also included $283 million for the Transit and Intercity Rail Capital Program (TIRCP) and $141 million for the Low Carbon Transit Operations Program (LCTOP), per the new Cap-and-Invest expenditure plan, approved last year under SB 840 (Limón).

The Governor's May Revise upgraded the state's fiscal outlook relative to the initial January budget, with projections of $16 billion in more-than-expected revenue. However, the Governor has proposed to use this revenue increase to help address the outyear budget deficits, and as such, does not propose any new ongoing spending, relative to January's budget proposal. The May Revise is also largely silent on public transit. It continues to exclude the scheduled SB 125 appropriation. And, significantly, it provides no update to Greenhouse Gas Reduction Fund (GGRF) revenues and does not mention the California Air

Resources Board proposal, detailed further below, which would severely impact transit programs, should it come to pass.

CARB Releases Proposed Regulations to Cap-and-Invest Program

On April 14, the California Air Resources Board (CARB) released its Proposed Amendments to the Regulation for the California Cap on Greenhouse Gas Emissions and Market-Based Compliance Mechanisms. The proposed amendments aim to implement the technical changes made to the Cap-and-Invest Program by AB 1207 (Irwin) [Chapter 117, Statutes of 2025], which largely focus on addressing industry leakage from California and the program's cost impacts to Californians.

The amendments propose, among other things, to significantly expand the number of free allowances provided by the state to regulated entities, including refineries and utility companies, to assist them in meeting their regulatory obligations under the Cap-and-Invest Program. Additionally, the amendments propose to establish a new allowance bank, known as the manufacturing decarbonization incentive (MDI), which may be accessed by regulated entities that elect to introduce technologies that decarbonize their operations. Taken together, these proposals will reduce the Greenhouse Gas Reduction Fund (GGRF) revenues by approximately $2 billion annually.

Given the changes to the GGRF Expenditure Plan approved last year in SB 840 (Limon) [Chapter 121, Statutes of 2026], this reduction would likely mean that, unless the regulations are further amended, or the new GGRF tiers reconsidered, the state will not have sufficient GGRF to fund Tier 3 programs (i.e. Affordable Housing and Sustainable Communities, Transit and Intercity Rail Capital Program, Low Carbon Transit Operations Program, etc.).

In response to the proposed amendments, the California Transit Association (the trade organization to which SunLine belongs) has established and mobilized a coalition of nearly 70 statewide and regional organizations to push back on CARB and seek additional changes to the proposed amendments. In addition, the Association has established and mobilized a coalition of transportation agencies, metropolitan planning organizations, and regional transportation planning agencies to amplify the coalition’s work and localize the impacts of proposed amendments. The Association’s effort has helped drive the Legislature’s engagement on the proposed amendments, including through letters from the Chairs of the Senate Environmental Quality Committee, Senate Transportation Committee, Senate Budget Subcommittee No. 2 and a joint oversight hearing in the Senate Environmental Quality Committee and Senate Budget Subcommittee No. 2.

CARB is scheduled to hear and adopt the proposed amendments on May 28-29, 2026.

Local Taxpayer Protection Act Qualifies for November Ballot

On April 21, the California Secretary of State reported that the "Local Taxpayer Protection Act" qualified for the November 2026 ballot.

The measure would raise the voter threshold for approving local special taxes from a simple majority to two-thirds and restrict charter cities' ability to impose real estate transfer taxes beyond the existing statutory documentary transfer tax rate (0.11%). The measure would also invalidate existing voter-approved taxes that do not meet these requirements two years after enactment. According to the

Legislative Analyst's Office (LAO), the measure could result in an annual loss of up to several billion dollars to local governments and could further constrain future local revenue generation by increasing voting thresholds and limiting allowable tax structures.

The LAO fiscal analysis is available here. The initiative is associated with the "Local Taxpayer Protection Act" campaign led by taxpayer advocacy groups, including the California Business Roundtable, Howard Jarvis Taxpayers Association, and Kilroy Realty.

Building an Affordable California Act Set to Qualify for November Ballot
On April 27, the Building an Affordable California Act campaign reported that it had submitted nearly 1 million signatures to qualify their measure for the November 2026 ballot – well over the necessary threshold of 546,000.

Sponsored by the California Chamber of Commerce, and with nearly 100 organizations in support, the measure would modernize and streamline California's notoriously slow approval and permitting system under the California Environmental Quality Act (CEQA) for essential projects, including transit and transportation infrastructure, housing, clean energy projects, and more. The measure would set strict deadlines for public agencies to complete their environmental analysis and for any related judicial proceedings.

County Elections officials across California are now working to verify the submitted signatures for accuracy. More information about the ballot effort can be found here.

Bills with Recommended Positions
AB 1837 (Mark González) Forward Facing Camera Reauthorization – RECOMMEND SUPPORT
Sponsored by the California Transit Association, this bill would extend the existing authorization for transit agencies to install forward-facing automated parking cameras to combat the issue of cars parked in bus lanes and help ensure transit reliability. This authorization – originally enacted in 2022 – is set to expire on January 1, 2027. ***On the Assembly Floor.***

AB 1941 (Mark González) Organized Metal Theft – RECOMMEND SUPPORT
This bill would create the new crime of organized metal theft for those who act in concert with additional persons to steal high-value metals used in public infrastructure, including copper wiring. The bill would make this crime punishable as either a misdemeanor or a felony. Last year, the Governor signed AB 476, also by Assemblymember González, to combat metal and copper theft by requiring junk dealers to collect more detailed records, provide access of those records to law enforcement, and increase the fine for noncompliance. SunLine supported this bill. ***On the Assembly Floor.***

AB 1944 (Lee) Zero-Emission Bus Axle Weight Limit – RECOMMEND SUPPORT
Also sponsored by the California Transit Association, this bill would amend the axle weight limits that apply to zero-emission buses purchased by California transit agencies by postponing the dates by which certain axle weight limits apply. This proposal would provide for a near-term increase in axle weight limits to help facilitate continued compliance with the California Air Resources Board's Innovative Clean Transit (ICT) regulation. ***In the Senate Transportation Committee.***

Back to Top

SB 1424 (Archuleta) Zero-Emission Vehicle Fueling Sales Tax Exemption – RECOMMEND SUPPORT
This bill would expand the existing sales and use tax exemption for various goods to property purchased to process, store, or prepare hydrogen or electricity for retail sale as vehicle fuel *or* parts to build an electric vehicle charging or hydrogen fueling station. ***On the Senate Floor.***

Bills of Interest
SB 1087 (Cabaldon) Transportation Planning: Sustainable Communities Strategies: Transportation Funding Programs – WATCH
This bill seeks to modernize SB 375, the 2008 law that established the sustainable communities strategies regional planning framework. SB 1087 updates these planning requirements to better align climate, transportation, and housing goals. Specifically, it requires MPOs to include a new 8-year SCS in every other regional transportation plan, rather than every year. It also revises how GHG reduction targets are set and requires the target to reflect the combined effect of policies, regulations, and investments to improve fleet efficiency and reduce vehicle miles traveled and be based on what is achievable for the region. Additionally, it provides a CEQA exemption for these regional plans. ***On the Senate Floor.***

AB 1383 (McKinnor) PEPRA Compensation Limits – WATCH
This bill makes several changes to the Public Employees' Pension Reform Act (PEPRA) of 2013, a bill passed in 2012 to reform public employee retirement systems and help local agencies better manage future pension costs. First, AB 1383 authorizes a public employer and labor organization to negotiate an increase to Defined Benefit retirement formulas for *safety* plan members. This change would impact only public safety employees (e.g. police, firefighters) and would not impact most transit agencies, unless they manage their own police force. However, the bill also requires retirement systems subject to PEPRA *which are not enrolled in the social security program* to increase their compensation limit from 120% to 135% -- thus increasing those systems' pension obligations. Systems with employees enrolled in social security would see no change. ***In the Senate, pending referral to policy committee.***

AB 1421 (Wilson) Vehicles: Road Usage Charge Technical Advisory Committee – WATCH
This bill would require the California Transportation Commission, in consultation with the California State Transportation Agency, to consolidate and prepare research and recommendations related to a road user charge or a mileage-based fee system. This bill would require the commission to submit a report to the Legislature on the research and recommendations by no later than January 1, 2027. ***In the Senate, pending referral to policy committee.***

AB 1599 (Ahrens) California Transit Stop Registry – WATCH
This bill would require the Department of Transportation to create the California Transit Stop Registry as a centralized, statewide dataset of standardized information regarding transit stops by December 31, 2026. Additionally, this bill would require all transit operators that qualify for the funding under the Mills-Alquist-Deddeh Act to ensure that the name, location, of each of their transit stops are accurately reflected in the California Transit Stop Registry. ***On the Assembly Floor.***

AB 1855 (Jeff Gonzalez) Expanding CEQA Exemption for Passenger Rail – WATCH
This bill would expand existing law to exempt all projects which improve or increase passenger rail service, including station maintenance or construction, from the California Environmental Quality Act

Back to Top

(CEQA). Current law provides a CEQA exemption until 2040 for passenger rail service projects but limits it to projects used exclusively by zero-emission or Tier 4 locomotives. ***This bill died in the Assembly Natural Resources Committee.***

AB 1883 (Bryan) Workplace Surveillance – WATCH
This bill would prohibit an employer from using specified surveillance tools in the workplace. AB 1883 additionally provides for a civil penalty for each violation. The bill is opposed by a variety of local government stakeholders, including the State Association of Counties (CSAC), the League of California Cities, the California Special Districts Association, and more, who are concerned that this bill will negatively impact workplace safety. ***On the Assembly Floor.***

Back to Top

SMITH GARSON
A GOVERNMENT AFFAIRS COMPANY

May 14, 2026

TO: Board of Directors – SunLine Transit Agency

FROM: Smith Garson

RE: Federal Legislative and Regulatory Update – May 2026

General Update

Federal activity throughout April and early May centered on escalating tensions with Iran, release of the Administration's Fiscal Year 2027 (FY27) budget request, and the beginning of the Congressional appropriations and reconciliation processes. Congress returned from recess in mid-April and immediately shifted focus toward budget reconciliation legislation, annual appropriations hearings, and reauthorization items tied to surveillance authorities, aviation safety, and agriculture policy.

For transportation stakeholders, the federal environment continues transitioning away from FY26 appropriations implementation and toward FY27 funding priorities, surface transportation reauthorization, and long-term infrastructure policy discussions. Congressional committees have also increased oversight activity involving aviation safety, energy reliability, and federal transportation funding priorities.

White House Update

The Trump Administration's primary foreign policy focus throughout April and early May remained the ongoing conflict with Iran. After ceasefire negotiations collapsed in mid-April, President Trump announced a naval blockade of the Strait of Hormuz on April 14. Throughout late April and early May, the Administration continued military and diplomatic operations tied to the conflict, including efforts to reopen commercial shipping lanes and stabilize energy markets.

The conflict has continued affecting global energy prices and broader economic conditions. In March, the Administration authorized releases from the Strategic Petroleum Reserve alongside a coordinated international release through the International Energy Agency. While oil prices stabilized somewhat in late April, continued instability in the region remains a significant economic concern.

In early April, the White House released its FY27 Presidential Budget Request. The proposal requests approximately $26.6 billion for the Department of Transportation, a 6.2 percent increase above FY26 enacted levels, with funding focused primarily on traditional infrastructure, aviation modernization, and industrial base investments. The request does not extend advance appropriations provided under the Infrastructure Investment and Jobs Act (IIJA) and proposes eliminating several discretionary programs, including the RAISE grant program.

President Trump also traveled to Beijing in May for meetings with Chinese President Xi Jinping focused on trade, semiconductor policy, Taiwan, and Iran-related shipping disruptions in the Strait of Hormuz.

Congressional Activity

After returning from a two-week recess, Senate Republicans began advancing a targeted budget reconciliation package focused primarily on immigration enforcement funding for Immigration and Customs Enforcement (ICE) and Customs and Border Protection (CBP). Congressional Republicans are attempting to deliver the legislation to the President by June 1 using the reconciliation process, which allows legislation affecting federal spending and revenues to pass the Senate by simple majority vote. Current Senate proposals would provide approximately $72 billion in additional immigration enforcement funding through fiscal year 2029.

On April 29, House Republicans narrowly approved a procedural rule allowing consideration of several major legislative priorities, including reauthorization of Section 702 of the Foreign Intelligence Surveillance Act (FISA), the Farm Bill, and the Senate-passed reconciliation framework tied to DHS and immigration enforcement funding. The procedural vote followed extended negotiations within the Republican conference regarding surveillance reform provisions and digital currency restrictions.

Congress also continued work on FY27 appropriations throughout April and May. House appropriators are expected to markup the FY27 Department of Transportation bill the week of May 18. This is the bill that determines funding levels for a variety of DOT programs, including both formula and discretionary transit programs through the FTA. The FY27 process is expected to be shaped heavily by the Administration's proposed domestic spending reductions and elevated defense funding request.

Transportation and Infrastructure

Transportation policy discussions throughout April and early May continued focusing on aviation safety, surface transportation reauthorization, and FY27 funding priorities.

The House Transportation and Infrastructure Committee advanced the ALERT Act in April, the House's aviation safety proposal responding to the January 2025 mid-air collision near Ronald Reagan Washington National Airport. The legislation would direct the Federal Aviation Administration (FAA) to implement new operational and safety requirements affecting both civilian and military aviation activity. The bill emerged following the House's earlier rejection of the Senate-passed Aircraft Safety and Tracking Act.

Congress also continued preparing for broader surface transportation reauthorization discussions ahead of the current authorization's September 30, 2026 expiration date. Transportation and Infrastructure Committee Chairman Sam Graves (R-MO) noticed a markup of the surface transportation bill on Wednesday March 20th. Text of the bill is expected to become public by Monday May 18th. The Transportation Committee is the first of the five primary Congressional committees with jurisdiction over surface transportation to move to a markup.

In late March and April, operational impacts from the Department of Homeland Security (DHS) partial shutdown also continued affecting transportation systems nationwide, particularly at the Transportation Security Administration (TSA). Workforce attrition and absenteeism increased throughout the shutdown period, contributing to screening delays at several major airports before the Administration restored TSA pay through executive action. On April 30, the DHS officially reopened following a record breaking 76-day partial shutdown

SunLine Federal Engagement Update

Smith Garson continues engagement with SunLine's federal delegation and relevant federal agencies regarding appropriations, hydrogen deployment, and transportation policy priorities.

Throughout April and May, Smith Garson continued advancing SunLine's FY27 Congressional Directed Spending (CDS) requests with members of the California delegation. Recent conversations with congressional offices continued reinforcing support for SunLine's proposed maintenance facility project and broader hydrogen and clean transit initiatives.

On May 11th, SunLine leadership, Smith Garson staff, and Department of Energy (DOE) hydrogen program officials held a detailed technical meeting focused on liquid hydrogen boil-off reduction, operational efficiency, and future research collaboration opportunities. During the meeting, SunLine presented operational data showing substantial reductions in hydrogen losses since early 2026 through fueling optimization, reduced cool-down cycles, and station operational adjustments. DOE officials expressed interest in SunLine's operational modeling, fueling practices, and role as a real-world deployment and testing partner for emerging hydrogen technologies and safety practices. Discussions also included future coordination with DOE research teams, operational data sharing opportunities, and potential participation in additional hydrogen systems and infrastructure research initiatives.

Smith Garson also continues monitoring federal developments related to surface transportation reauthorization, Federal Transit Administration (FTA) discretionary funding opportunities, hydrogen and clean energy policy, and workforce-related transit regulations that may affect SunLine operations.

Strategic AI Policies: Managing Risks While Driving Government Efficiency and Innovation



Mona Babauta, CEO/General Manager

CALACT 2026 Spring Conference

Back to Top

The Prompt - Benefits

Benefits:

- Completed task quickly
- Very efficient & “To the Point”
- Minimal energy involved
- Freed-up time to complete other tasks

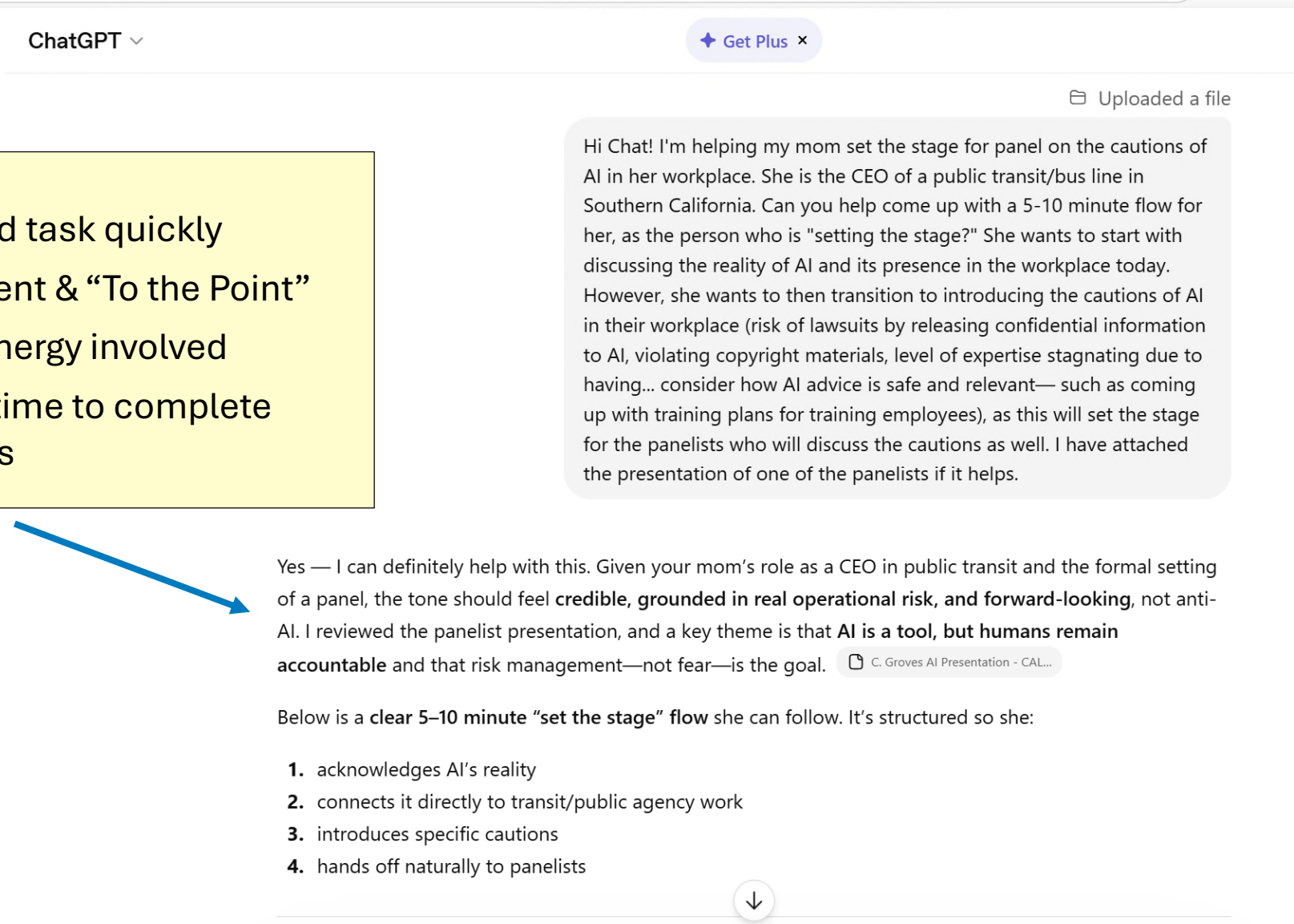

Back to Top

The Prompt - Risks

Risks:

- Deferred to others to complete work
- Minimal thought invested in defining goals & completing the task
- Skipped critical thinking
- Minimized opportunity to strengthen expertise
- Trust compromised

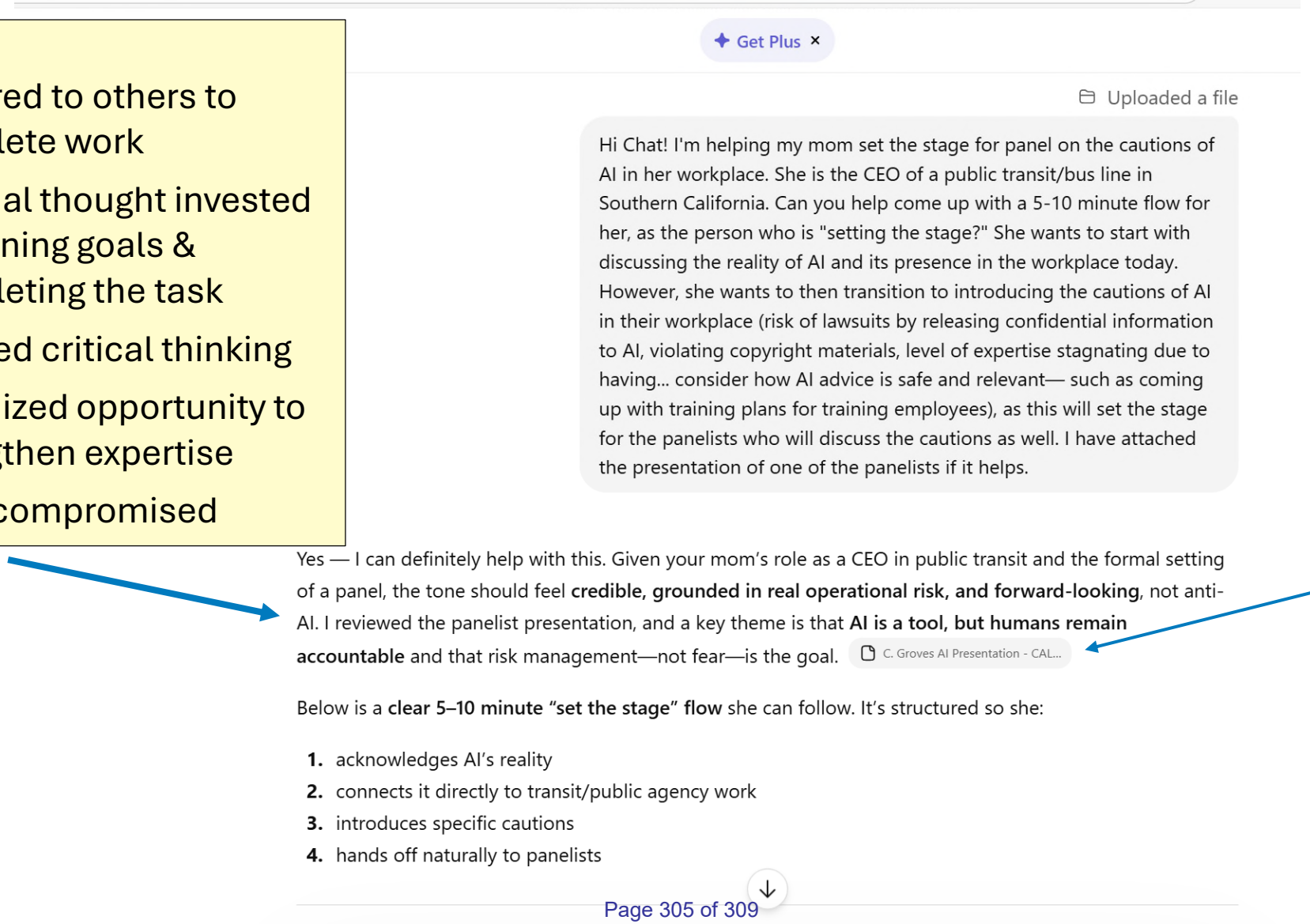

Failed to clear uploading of content produced by my colleague

Back to Top

AI Benefits

- Operational Efficiencies
- Staff Productivity
- Work Quality
- Innovation/Creativity
- Scheduling Improvements
- Customer Communication
- Safety Planning



Back to Top

AI Risks/Concerns

- **Legal Issues/ Liability Exposure**: When information is entered into an AI system, it may be stored, processed, or shared in ways we do not fully control. Unintentional use of protected or copyrighted information also a risk.
- **Inaccurate information**: AI feedback sounds confident but could be wrong. Risky for training, safety, customer communication and maintenance in particular.
- **Impacts to workforce development of skills and expertise**: Reading, writing and practice build knowledge, expertise and skills. AI should support/enhance professional judgement, not replace it.
- **Safety & Operational Impacts**: Real world context/experience is critical for ensuring AI-generated solutions can actually work in the operating environment.
- **Public Trust**: Could be compromised if AI is not used reasonably and responsibly.

Back to Top

Guiding Principles for AI Use

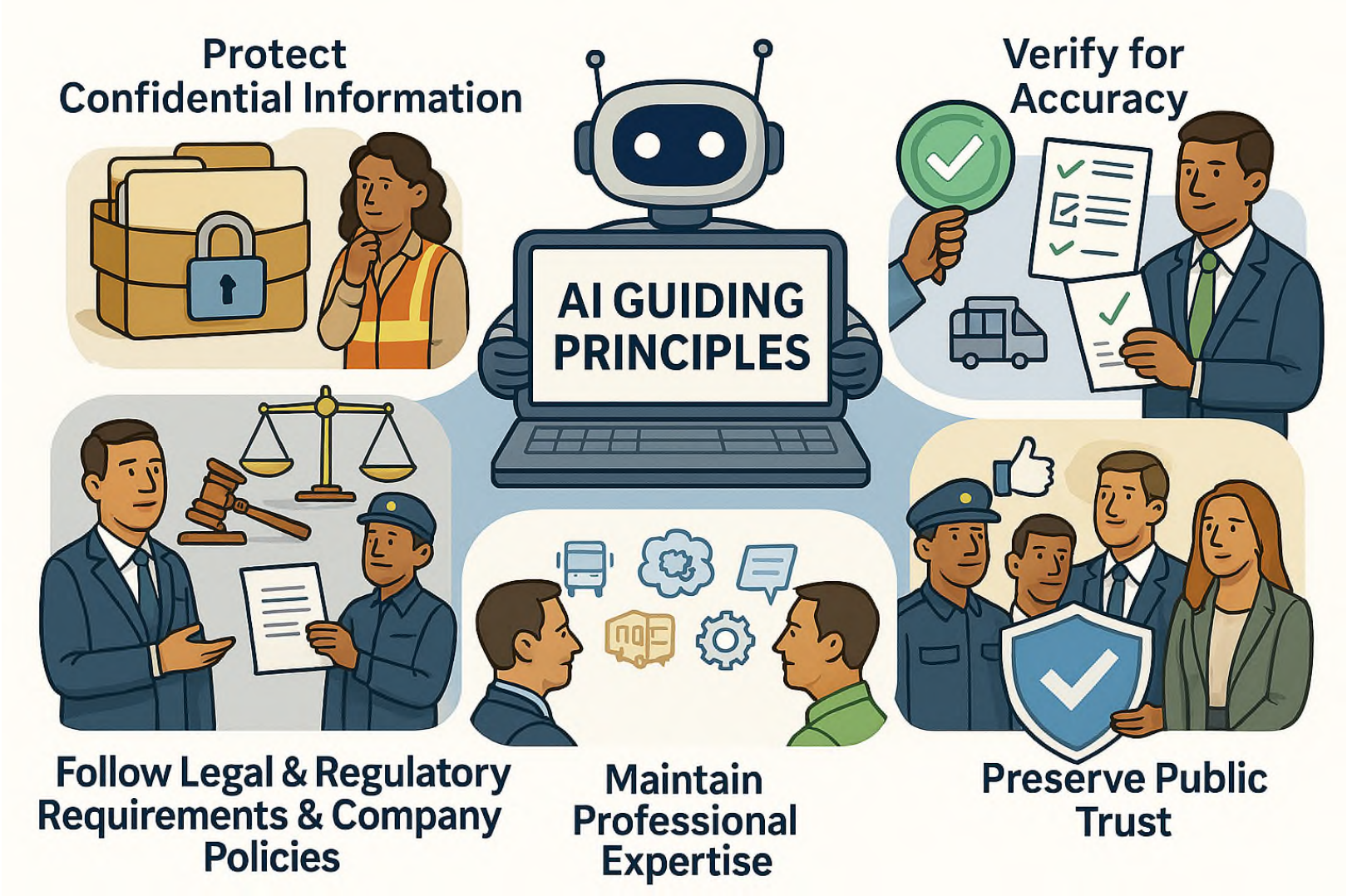

Back to Top

Thank You!



SunLine
TRANSIT AGENCY

www.SunLine.org

Back to Top