



SunLine Transit Agency/  
SunLine Services Group  
April 22, 2026  
12:00 p.m.



**Joint Regular Meeting of the SunLine Transit Agency &  
SunLine Services Group Board of Directors  
Regular Board of Directors Meeting**

**Board Room  
32-505 Harry Oliver Trail  
Thousand Palms, CA 92276**

\*\*\*\*\*

**NOTICE TO THE PUBLIC**

All items appearing on the agenda are subject to action by the Board of Directors. Staff recommendations are subject to action by the Board of Directors.

In compliance with the Brown Act, agenda materials distributed to the Board 72 hours or less prior to the meeting, which are public records relating to open-session agenda items, will be available for inspection by members of the public prior to or at the meeting at SunLine Transit Agency’s Administration Building, 32505 Harry Oliver Trail, Thousand Palms, CA 92276, and on the Agency’s website, [www.sunline.org](http://www.sunline.org).

Upon request, SunLine will provide written agenda materials in appropriate alternative formats to individuals with disabilities. In addition, SunLine will arrange for disability-related modifications or accommodations, including auxiliary aids or services, to enable individuals with disabilities to participate in public meetings. Please contact the Clerk of the Board at (760) 343-3456 or send a written request by emailing [clerkoftheboard@sunline.org](mailto:clerkoftheboard@sunline.org), including your name, mailing address, telephone number and brief description of the requested materials, preferred alternative format, and/or auxiliary aid or service at least three (3) days before the meeting.

Public comments may be received either in person or via email.

**In Person:** Anyone wishing to speak in person during the public comment period or on a particular item is required to fill out a Request to Speak Form. In order to be recognized, a Request to Speak Form must be submitted to the Clerk of the Board prior to the start of the

**ITEM**

**RECOMMENDATION**

public comment period or before the agenda item on which comment is to be provided is taken up by the Board. Comments are limited to a total of three (3) minutes per speaker. The Board and Committee Chairs have the discretion to manage the Public Comment process in a manner that achieves the purpose of public communication and ensures the orderly conduct of the meeting.

**In Writing via Email:** Written comment may be submitted by emailing [clerkoftheboard@sunline.org](mailto:clerkoftheboard@sunline.org). To comment by email, submit comments no later than 5:00 PM the day before the meeting. Email comments should include the commenter's name, the agenda item being commented on (if applicable), and comment. Any correspondence received before the deadline will be forwarded to the Board of Directors for consideration before action is taken on the matter. Upon request, one (1) hard copy of the written comments will be available for public viewing. Written comments will be retained for the official records. Written comments will not be read aloud at Board or Committee meetings.

The Board has the discretion to manage the Public Comment process in a manner that achieves the purpose of public communication and assures the orderly conduct of the meeting.

\*\*\*\*\*

**ITEM**

**RECOMMENDATION**

**1. CALL TO ORDER**

*Note: All items appearing on the agenda are subject to action by the Board. Staff recommendations are subject to change by the Board.*

**2. FLAG SALUTE**

**3. ROLL CALL**

**4. FINALIZATION OF AGENDA**

**5. PUBLIC COMMENTS**

**RECEIVE COMMENTS**

**NON AGENDA ITEMS**

Members of the public may address the Board regarding any item within the subject matter jurisdiction of the Board; however, no action may be taken on off-agenda items unless authorized. Comments shall be limited to matters not listed on the agenda. Members of the public may comment on any matter listed on the agenda at the time that the Board considers that matter. Each person's comments are limited to a maximum of three (3) minutes.

**6. PRESENTATIONS**

a) **SunLine: Rides Reimagined Phase 1 Update** (PAGE 8-26)  
(Presenter: Anna Dan, Assistant Transit Planner)

b) **May 2026 Fixed Route Service Change** (PAGE 27-33)  
(Presenters: Planning Department)

**ITEM**

**RECOMMENDATION**

**7. BOARD MEMBER COMMENTS**

**RECEIVE COMMENTS**

**8. CONSENT CALENDAR**

All items on the Consent Calendar will be approved by one motion, and there will be no discussion of individual items unless a Board Member requests a specific item be pulled from the calendar for separate discussion. The public may comment on any item.

**APPROVE**

- 8a) Acceptance of Checks \$1,000 and Over Report for February 2026 (PAGE 34-39)
- 8b) Acceptance of Credit Card Statements for February 2026 (PAGE 40-57)
- 8c) Acceptance of Monthly Budget Variance Report for February 2026 (PAGE 58-63)
- 8d) Acceptance of Contracts Signed between \$25,000 and \$250,000 for February 2026 (PAGE 64-66)
- 8e) Acceptance of Union & Non-Union Pension Investment Asset Summary for February 2026 (PAGE 67-79)
- 8f) Acceptance of Ridership Report for February 2026 (PAGE 80-84)
- 8g) Acceptance of SunDial Operational Notes for February 2026 (PAGE 85-88)
- 8h) Acceptance of Metrics for February 2026 (PAGE 89-106)
- 8i) Acceptance of Board Member Attendance Report for March 2026 (PAGE 107-109)
- 8j) Approval of Joint Board Meeting Minutes of March 25, 2026 (PAGE 110-115)
- 8k) Acceptance of SSG/SRA Checks \$1,000 and Over Report for February 2026 (PAGE 116-118)
- 8l) Acceptance of SSG Monthly Budget Variance Report for February 2026 (PAGE 119-122)
- 8m) Acceptance of Taxi Trip Data Report – February 2026 (PAGE 123-125)

**9. APPROVE THIRD AMENDMENT TO HELIXSTORM THIRD PARTY IT MANAGED SERVICES AGREEMENT INCREASING THE NOT-TO-EXCEED PRICE TO \$3,799,471**

**APPROVE  
 (PAGE 126-128)**

(John Peña, Chair of Finance/Audit Committee/  
 Committee of the Whole;  
 Staff: Ray Stevens, Deputy Chief of General Services)

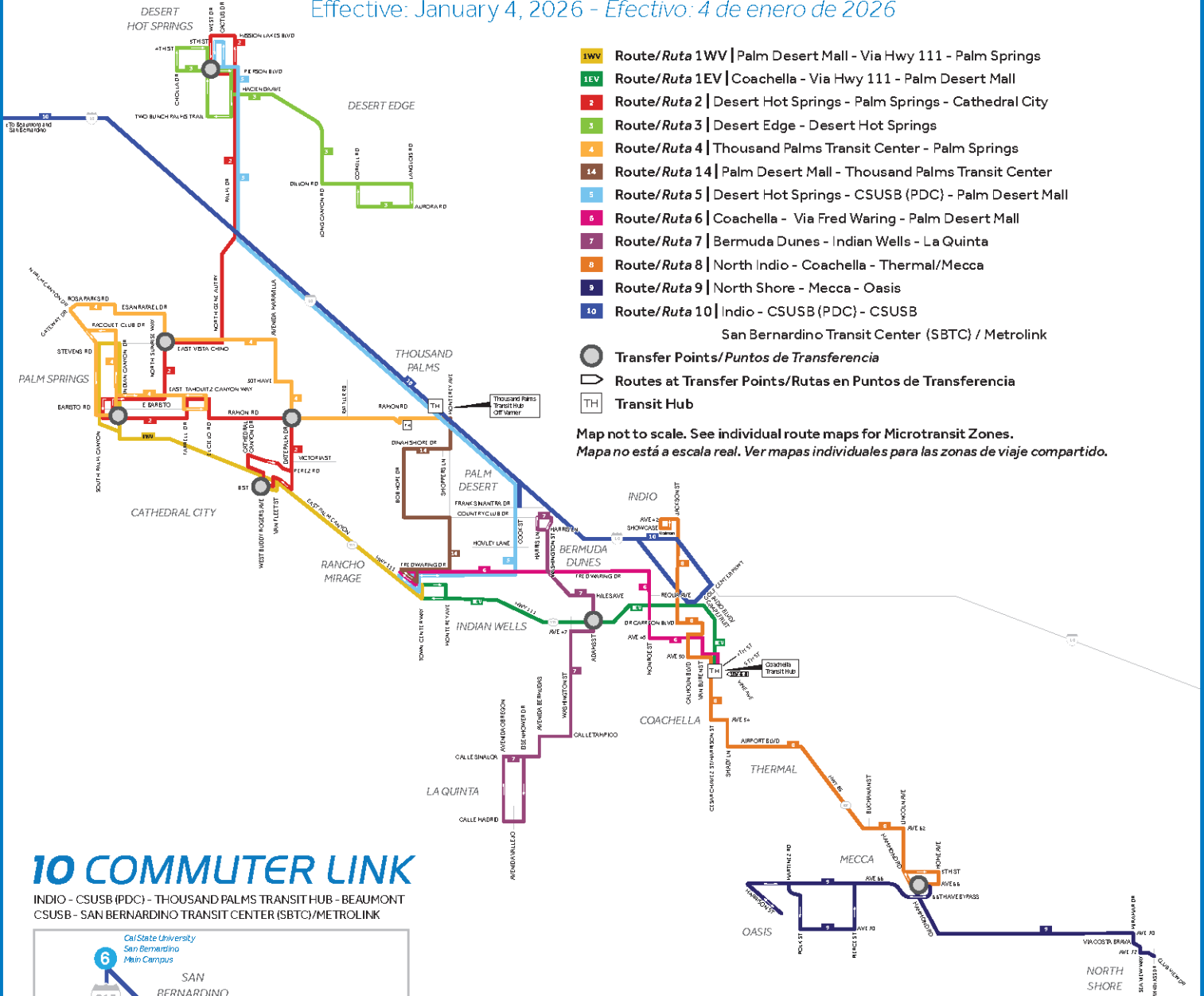
**ITEM**

**RECOMMENDATION**

10. **ADOPT REVISED PROCUREMENT POLICY AND RESCIND THE CONTRACT POLICY (B-030604) AND THE PROCUREMENT POLICIES AND PROCEDURES (B-160501)**  
(John Peña, Chair of Finance/Audit Committee/  
Committee of the Whole;  
Staff: Ray Stevens, Deputy Chief of General Services)
11. **APPROVE CONTRACT EXTENSION WITH HANSON BRIDGETT, LLP FOR LEGAL SERVICES**  
(John Peña, Chair of Finance/Audit Committee/  
Committee of the Whole;  
Staff: Luis Garcia, Chief Financial Officer)
12. **CEO/GENERAL MANAGER'S REPORT**
13. **CLOSED SESSION**
- a) **PUBLIC EMPLOYEE PERFORMANCE EVALUATION**  
Pursuant to Government Code section 54957(b)  
Position: Chief Executive Officer/General Manager
14. **RECONVENE TO OPEN SESSION AND REPORT OUT FROM CLOSED SESSION**
15. **NEXT MEETING DATE**  
  
May 27, 2026 at 12 p.m.  
Board Room  
32-505 Harry Oliver Trail  
Thousand Palms, CA 92276
16. **ADJOURN**
- APPROVE**  
(PAGE 129-144)
- APPROVE**  
(PAGE 145-146)

# SYSTEM MAP - MAPA DEL SISTEMA

Effective: January 4, 2026 - Efectivo: 4 de enero de 2026



- 1WV** Route/Ruta 1WV | Palm Desert Mall - Via Hwy 111 - Palm Springs
- 1EV** Route/Ruta 1EV | Coachella - Via Hwy 111 - Palm Desert Mall
- 2** Route/Ruta 2 | Desert Hot Springs - Palm Springs - Cathedral City
- 3** Route/Ruta 3 | Desert Edge - Desert Hot Springs
- 4** Route/Ruta 4 | Thousand Palms Transit Center - Palm Springs
- 14** Route/Ruta 14 | Palm Desert Mall - Thousand Palms Transit Center
- 5** Route/Ruta 5 | Desert Hot Springs - CSUSB (PDC) - Palm Desert Mall
- 6** Route/Ruta 6 | Coachella - Via Fred Waring - Palm Desert Mall
- 7** Route/Ruta 7 | Bermuda Dunes - Indian Wells - La Quinta
- 8** Route/Ruta 8 | North Indio - Coachella - Thermal/Mecca
- 9** Route/Ruta 9 | North Shore - Mecca - Oasis
- 10** Route/Ruta 10 | Indio - CSUSB (PDC) - CSUSB

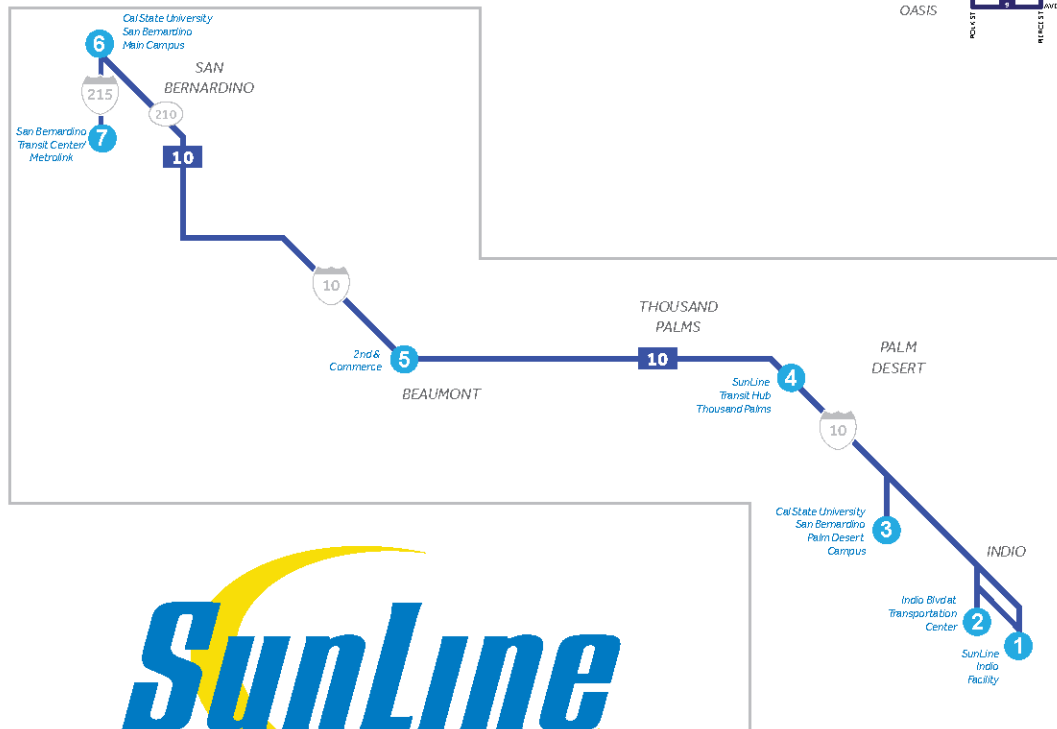
San Bernardino Transit Center (SBTC) / Metrolink

- Transfer Points/Puntos de Transferencia
- Routes at Transfer Points/Rutas en Puntos de Transferencia
- Transit Hub

Map not to scale. See individual route maps for Microtransit Zones.  
 Mapa no está a escala real. Ver mapas individuales para las zonas de viaje compartido.

## 10 COMMUTER LINK

INDIO - CSUSB (PDC) - THOUSAND PALMS TRANSIT HUB - BEAUMONT  
 CSUSB - SAN BERNARDINO TRANSIT CENTER (SBTC)/METROLINK



760.343.3451 | SunLine.org



**SunLine Transit Agency**

**ACRONYMS LIST OF TRANSPORTATION TERMS**

Last Updated: 02/18/2025

<b>#</b>		CTA	California Transit Association
5307	FTA Section 5307: Urbanized Area Formula Grants	CTC	California Transportation Commission
5310	FTA Section 5310: Enhanced Mobility of Seniors & Individuals with Disabilities	CTSA	Consolidated Transportation Services Agency
		<b>D</b>	
5311	FTA Section 5311: Formula Grants for Rural Areas	DBE	Disadvantaged Business Enterprise
5339	FTA Section 5339: Bus and Bus Facilities Formula Grants	DC	Direct Current
		DRS	Demand Response Service
<b>A</b>		DOT	Department of Transportation
A&E	Architect and Engineering	DPSS	Department of Public Social Services
AC	Alternating Current	<b>E</b>	
ATU	Amalgamated Transit Union	EA	Environmental Assessment
ADA	Americans with Disabilities Act	EAM	Enterprise Asset Management
AHSC	Affordable Housing and Sustainable Communities	EEO	Equal Employment Opportunity
APC	Automated Passenger Counting	EIR	Environmental Impact Report
APTA	American Public Transit Association	EPA	Environmental Protection Agency
ATP	Active Transportation Program	ERMA	Employee Risk Management Authority
AVL	Automated Vehicle Location System	ERP	Enterprise Resource Planning
AFC	Automatic Fare Collection	ETO	Earned Time Off
AVA	Automatic Voice Announcement	EFP	Electronic Fare Payment
AV	Autonomous Vehicle	EV	Electric Vehicle
		<b>F</b>	
<b>B</b>		FCEB/FCB	Fuel Cell Electric Bus
BAFO	Best and Final Offer	FFY	Federal Fiscal Year
Bar	Metric Unit of Pressure (100 kPa)	FHWA	Federal Highway Administration
BEB	Battery Electric Bus	FMCSA	Federal Motor Carrier Safety Administration
BRT	Bus Rapid Transit	FTA	Federal Transit Administration
BUILD	Better Utilizing Investments to Leverage Development	FTE	Full-Time Equivalent
<b>C</b>		FTIP	Federal Transportation Improvement Program
CAD	Computer-Aided Dispatch	FM/LM	First Mile/Last Mile
CalACT	California Association for Coordinated Transportation	FY	Fiscal Year
CalOES	California Office of Emergency Services	<b>G, H, I, J, &amp; K</b>	
CalSTA	California State Transportation Agency	GTFS	General Transit Feed Specifications
Caltrans	California Department of Transportation	GTFS-RT	General Transit Feed Specifications Realtime
Cap-and-Trade	California's Cap-and-Trade Program	GFI	Gen-fare Industries Farebox
CARB	California Air Resources Board	GGE	Gallons of Gas Equivalent
CBA	Collective Bargaining Agreement	GHG	Greenhouse Gas
CEC	California Energy Commission	GPS	Global Positioning System
CEQA	California Environmental Quality Act	GTFS	General Transit Feed Specification
CFR	Code of Federal Regulations	H2	Hydrogen
CI	Carbon Intensity	HOV	High-Occupancy Vehicle
CIG	Capital Investment Grants Program	ICT	Innovative Clean Transit
CIP	Capital Improvement Program	ITS	Intelligent Transport System
CMAQ	Congestion Mitigation and Air Quality Improvement Program	IFB	Invitation for Bid
CNG	Compressed Natural Gas	IJA	Infrastructure Investment and Jobs Act
CO	Change Order	ITS	Intelligent Transportation Systems
CO2	Carbon Dioxide	JPA	Joint Powers Authority
CVAG	Coachella Valley Association-Government	Kg	Kilogram
CTAA	Community Transportation Association of America	kPa	Kilopascal (1,000 Pa)
COA	Comprehensive Operational Analysis	KPI	Key Performance Indicator
COLA	Cost of Living Adjustment	kW	Kilowatts (1,000 watts)
COVID-19	Coronavirus	Kwh	Kilowatt Hour
		<b>L</b>	
CRRSAA	Coronavirus Response and Relief Supplemental Appropriations Act	LCFS	Low Carbon Fuel Standard
CSUSB	California State University, San Bernardino	LCTOP	Low Carbon Transit Operations Program
		LH2	Liquid Hydrogen

LOI	Letter of Intent	S RTP	Short Range Transit Plan
LOS	Level of Service	STA	State Transit Assistance Fund
LOU	Letter of Understanding	STBG	Surface Transportation Block Grant Program
Low No	Low or No Carbon Emissions Program	STIP	State Transportation Improvement Program
L RTP	Long Range Transportation Plan	<b>T</b>	
L TF	Local Transportation Fund	TAC	Technical Advisory Committee
<b>M, N, &amp; O</b>		TAM	Transit Asset Management
MCI	Motor Coach Industries	TCP	Transit Capital Priorities
MCO	Motor Coach Operator	TDA	Transportation Development Act
Measure A	Measure A Funding	TDM	Transportation Demand Management
MOD	Mobility on Demand	TIP	Transportation Improvement Program
MOU	Memorandum of Understanding	TIRCP	Transit and Intercity Rail Capital Program
MPO	Metropolitan Planning Organization	TNC	Transportation Network Company
MSDS	Material Safety Data Sheet	TOD	Transit-Oriented Development
mW	Megawatt (1,000,000 watts)	TSI	Transportation Safety Institute
mWh	Megawatt Hour	TSP	Transit Signal Priority
NAAQS	National Ambient Air Quality Standards	<b>U, V, W, X, Y, Z</b>	
NEPA	National Environmental Policy Act	USDOT	United States Department of Transportation
NIMS	National Incident Management System	UPT	Unlinked Passenger Trips
NOFA	Notice of Funding Availability	VCR	Vehicle Condition Report
NOFO	Notice of Funding Opportunity	VMT	Vehicle Miles Traveled
NTD	National Transit Database	VTO	Vacation Time Off
NTP	Notice to Proceed	YTD	Year to Date
NTSB	National Transportation Safety Board	ZEB	Zero-Emission Bus
O&M	Operations and Maintenance		
OSHA	Occupational Safety and Health Administration		
OBC	On-Board Communication		
OTP	On-Time Performance		
<b>P &amp; Q</b>			
Pa	Pascal		
PPRH	Passenger Per Revenue Hour		
PIS	Passenger Information System		
PAC	Public Advisory Committee		
PEM	Proton Exchange Membrane (H2)		
PEPRA	Public Employer Pension Reform Act		
PERMA	Public Entity Risk Management Authority		
PLD	Paid Leave Day		
PM	Preventative Maintenance		
PNR	Park & Ride		
PO	Purchase Order		
PPE	Personal Protective Equipment		
PPRH	Passengers per Revenue Hour		
PSI	Pounds per Square Inch		
PTASP	Public Transportation Agency Safety Plan		
<b>R &amp; S</b>			
RAISE	Rebuilding American Infrastructure with Sustainability and Equity		
RCTC	Riverside County Transportation Commission		
RFP	Request for Proposals		
RFQ	Request for Quotation		
RFS	Renewable Fuel Standard		
RIN	Renewable Identification Number		
RVH	Revenue Vehicle Hours		
RVM	Revenue Vehicle Miles		
SBTC	San Bernardino Transit Center		
SCAG	Southern California Association of Governments		
SGR	State of Good Repair		
SMR	Steam Methane Reforming (H2)		
SMS	Safety Management System		
SOP	Standard Operating Procedure		
SOW	Scope of Work		

# SunLine: Rides Reimagined Phase 1 Update



Presented by:  
Anna Dan, Assistant Transit  
Planner



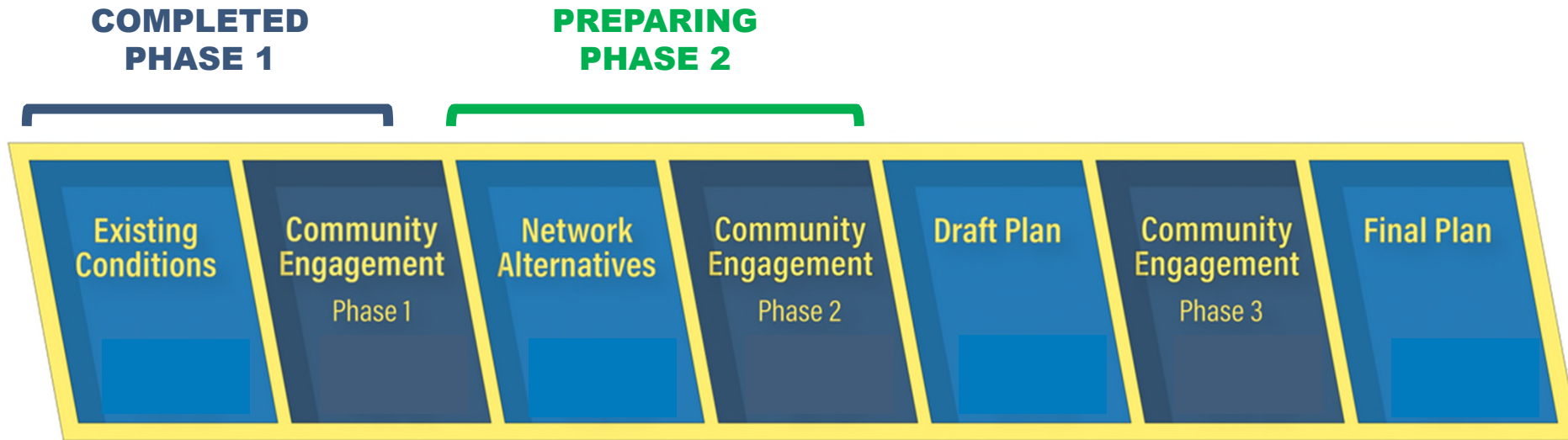
**April 22, 2026**

# Overview

- ① Where We Are
- ① Phase 1 Survey Findings
- ① Stakeholder Workshop
- ① Network Design Retreat
- ① Next Steps



# Where are we in the process?



**Existing Conditions**  
Learn from the existing transit service and the transit market.


**Community Engagement**  
Talk to the public and gather feedback on their needs and experiences.

**Network Alternatives**  
Develop two contrasting network concepts – one prioritizing ridership and the other coverage.

**Community Engagement**  
Talk to the public and gather feedback on how to preference for ridership or coverage.

# Phase 1 Community Survey – Completed

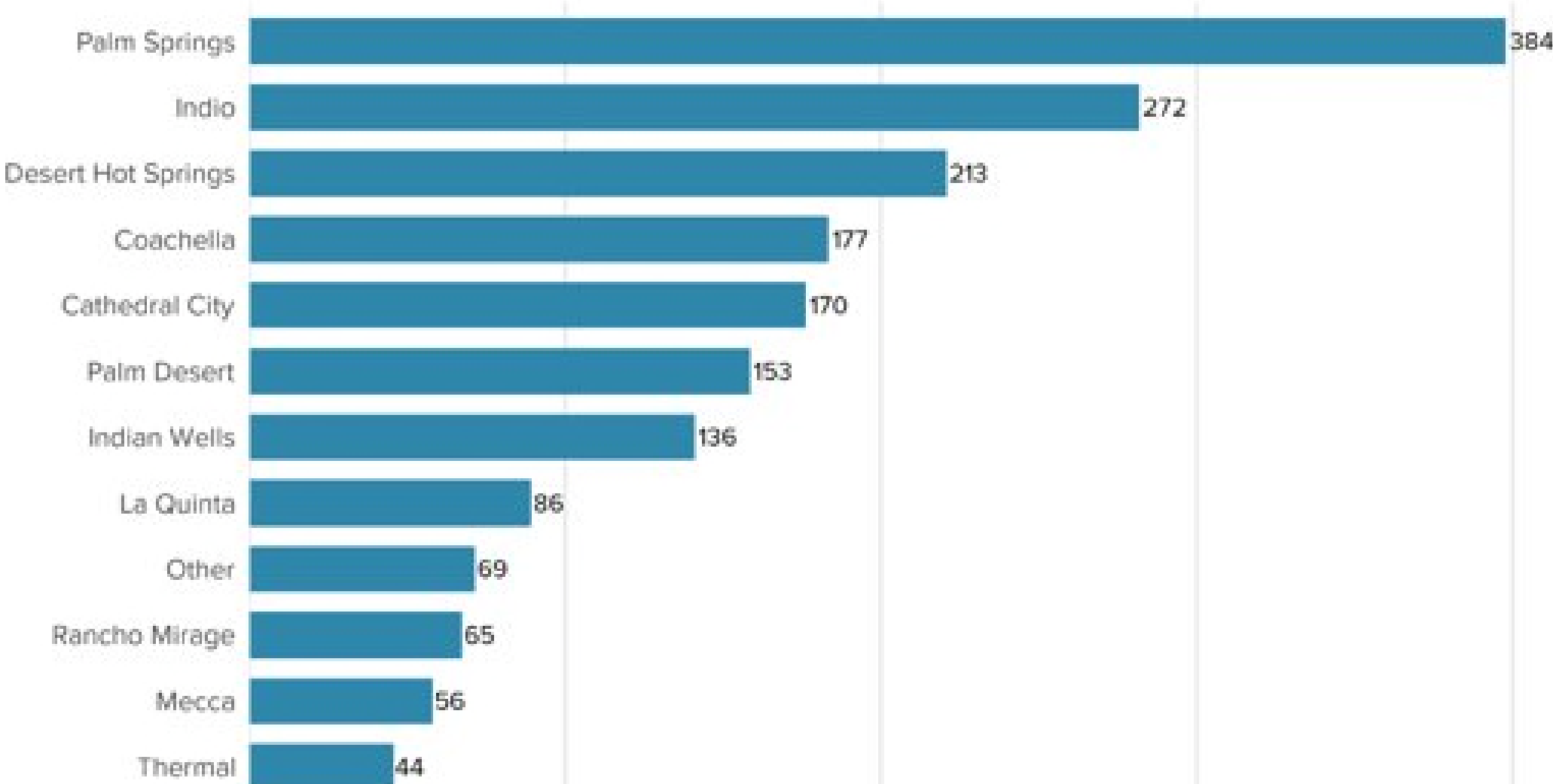
- 🕒 December 10, 2025 – March 11, 2026
- 🖨️ Available online and in print
- 🌐 Open to the entire Coachella Valley community
- 🗣️ Questions about mobility needs, travel patterns, and service priorities
- 🔄 A series of trade-off questions on preferences for frequency (ridership) or coverage



# Survey Findings

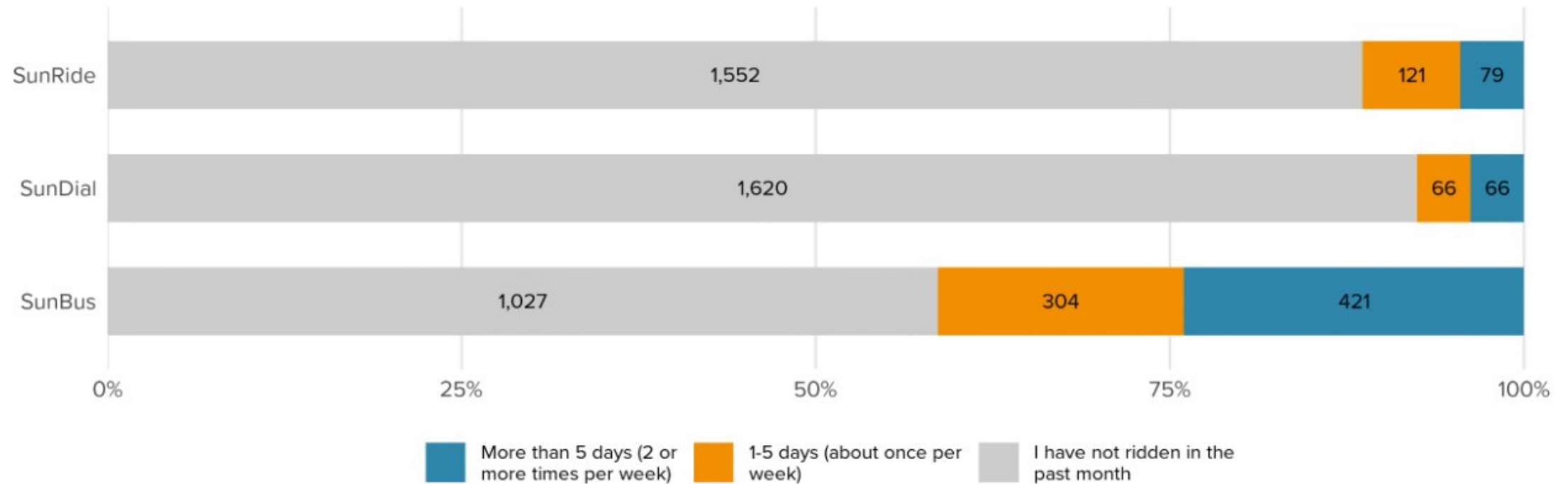
# Where do you live?

n = 1930



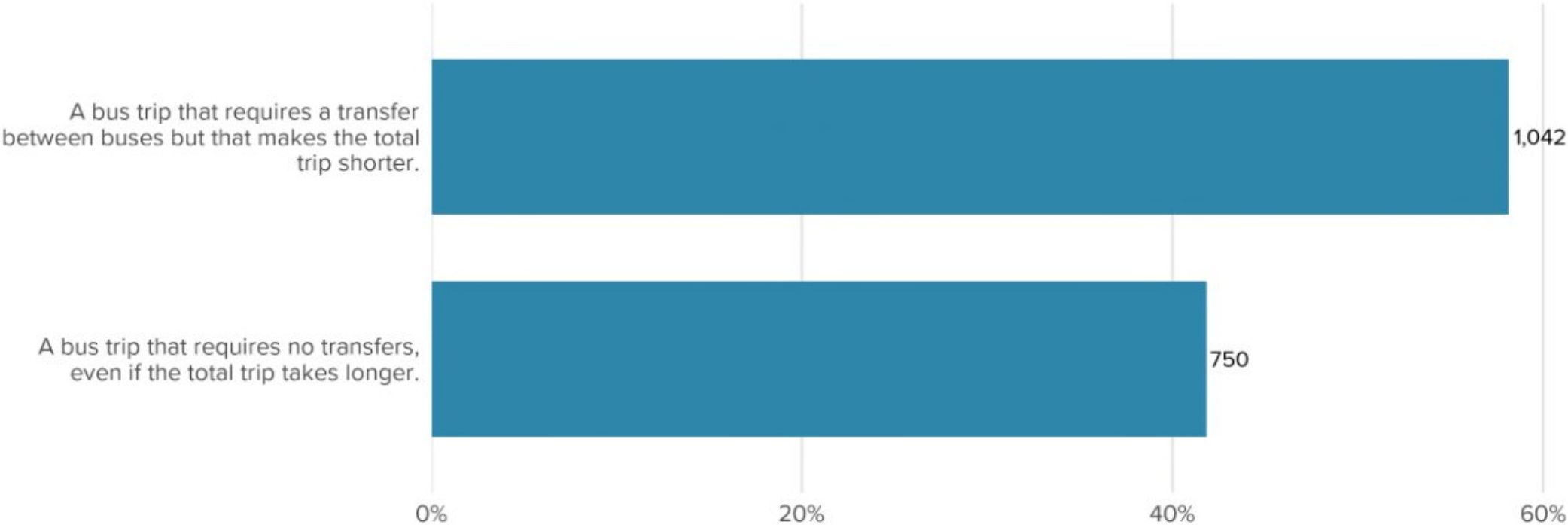
## In the last month, how often did you use each service?

n = 1752



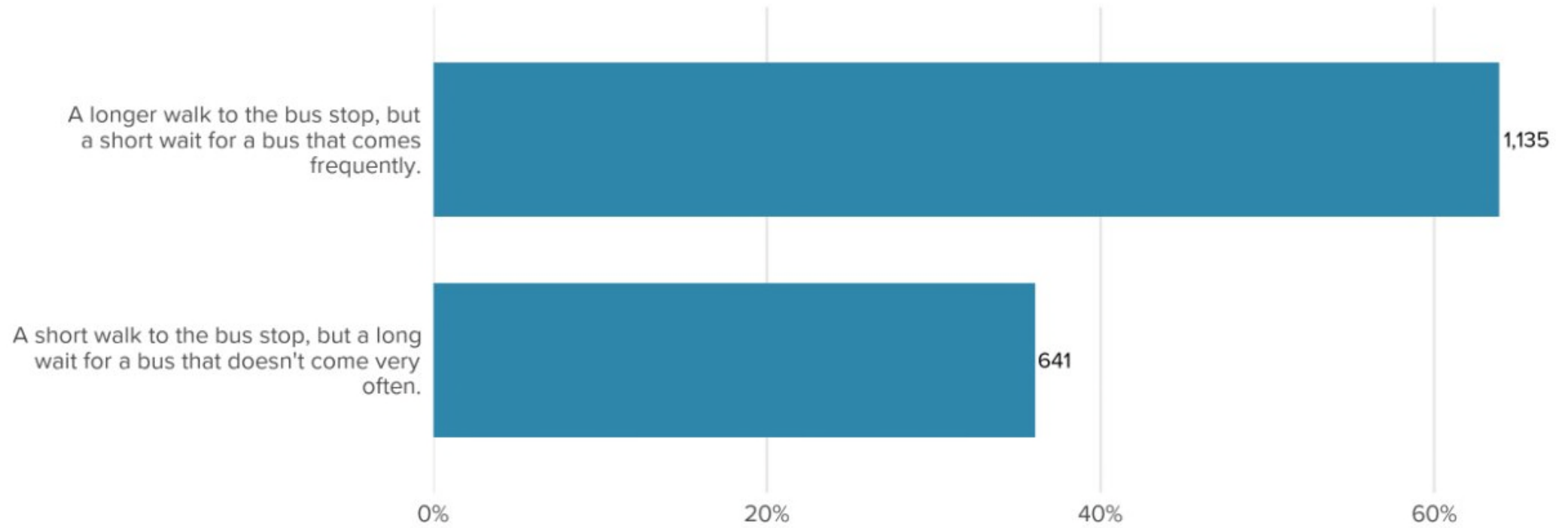
# Transfer vs. direct trip

n = 1792



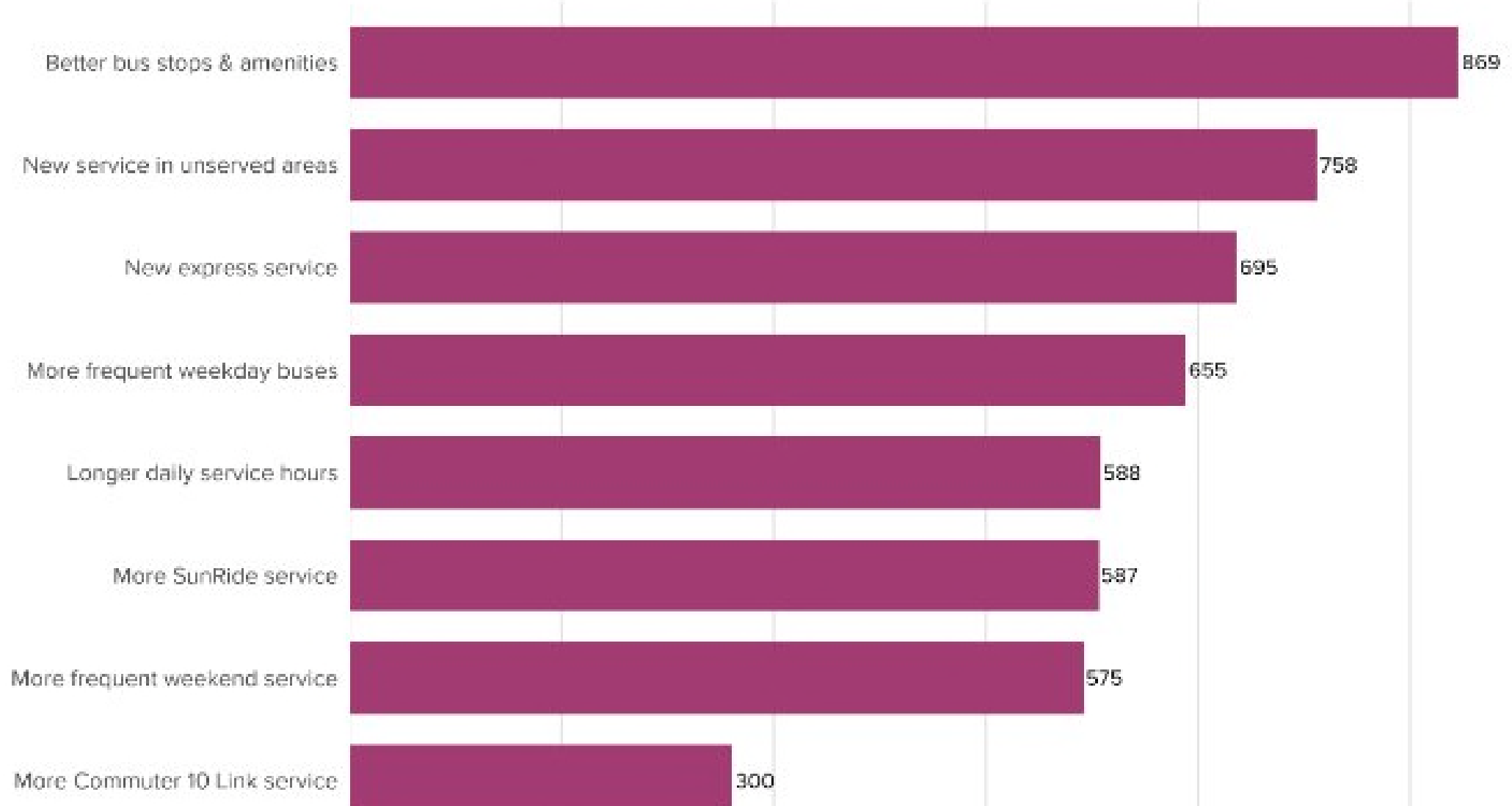
## Longer walk vs. longer wait

n = 1776

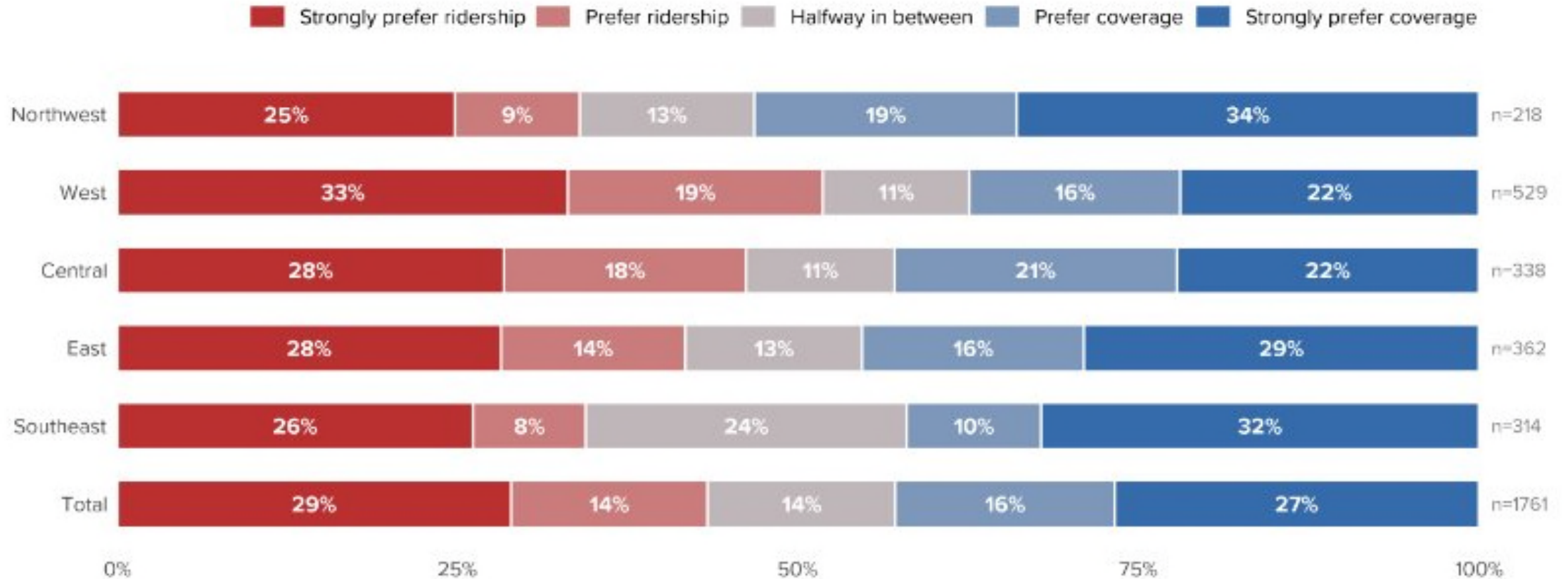


## Where should SunLine invest additional resources?

Up to 4 selections per respondent | n = 1662



## What goal is more important to you? By Zone



**Northwest:** Desert Hot Springs, Desert Edge

**West:** Palm Springs, Cathedral City,

**Central:** Palm Desert, Rancho Mirage, Indian Wells, Thousand Palms

**East:** Bermuda Dunes, La Quinta, Indio,

**Southeast:** Coachella, Thermal, Mecca, Oasis, North Shore



# Stakeholder Workshop



# Network Design Retreat

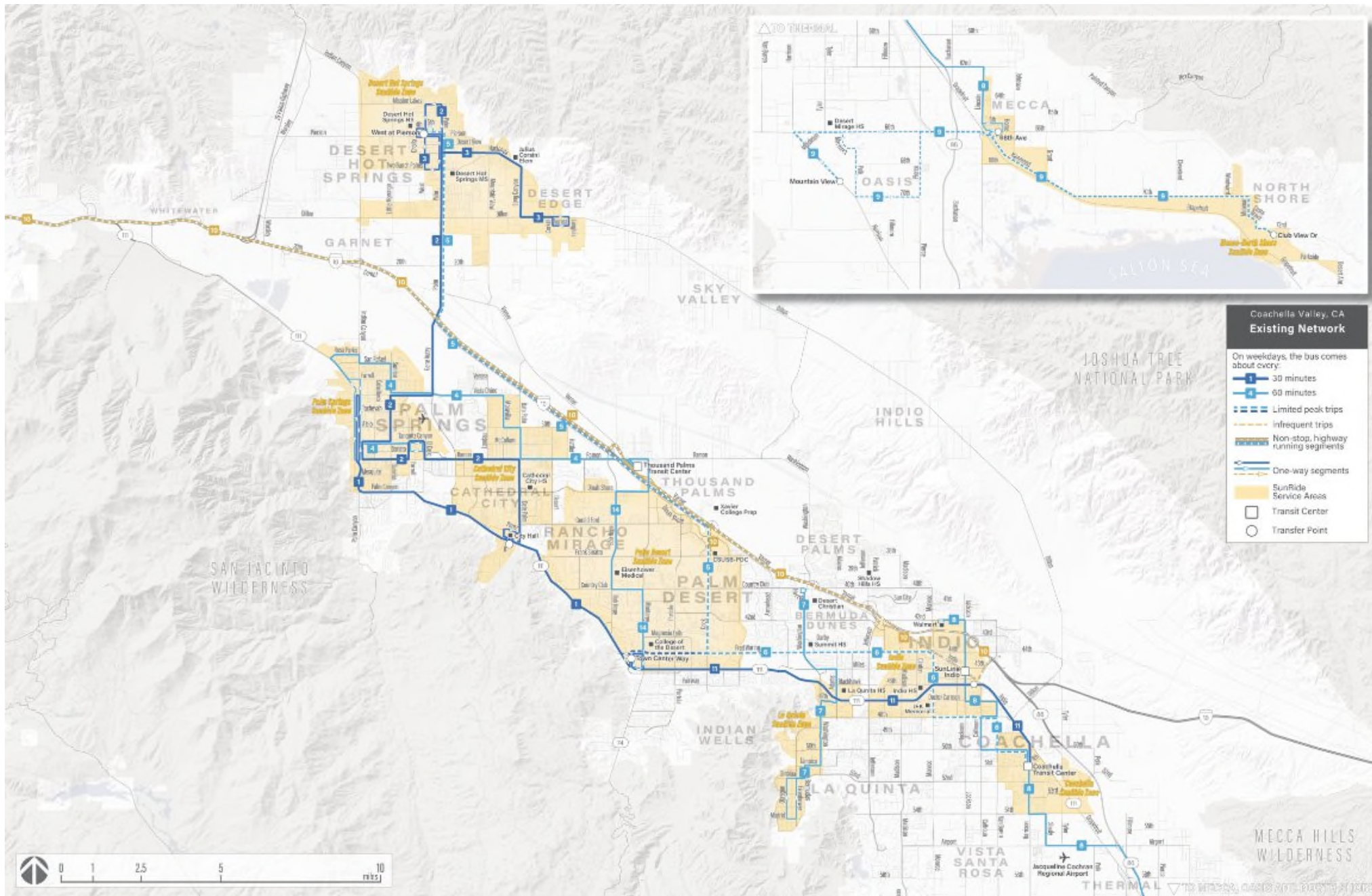


# Cost Parameters

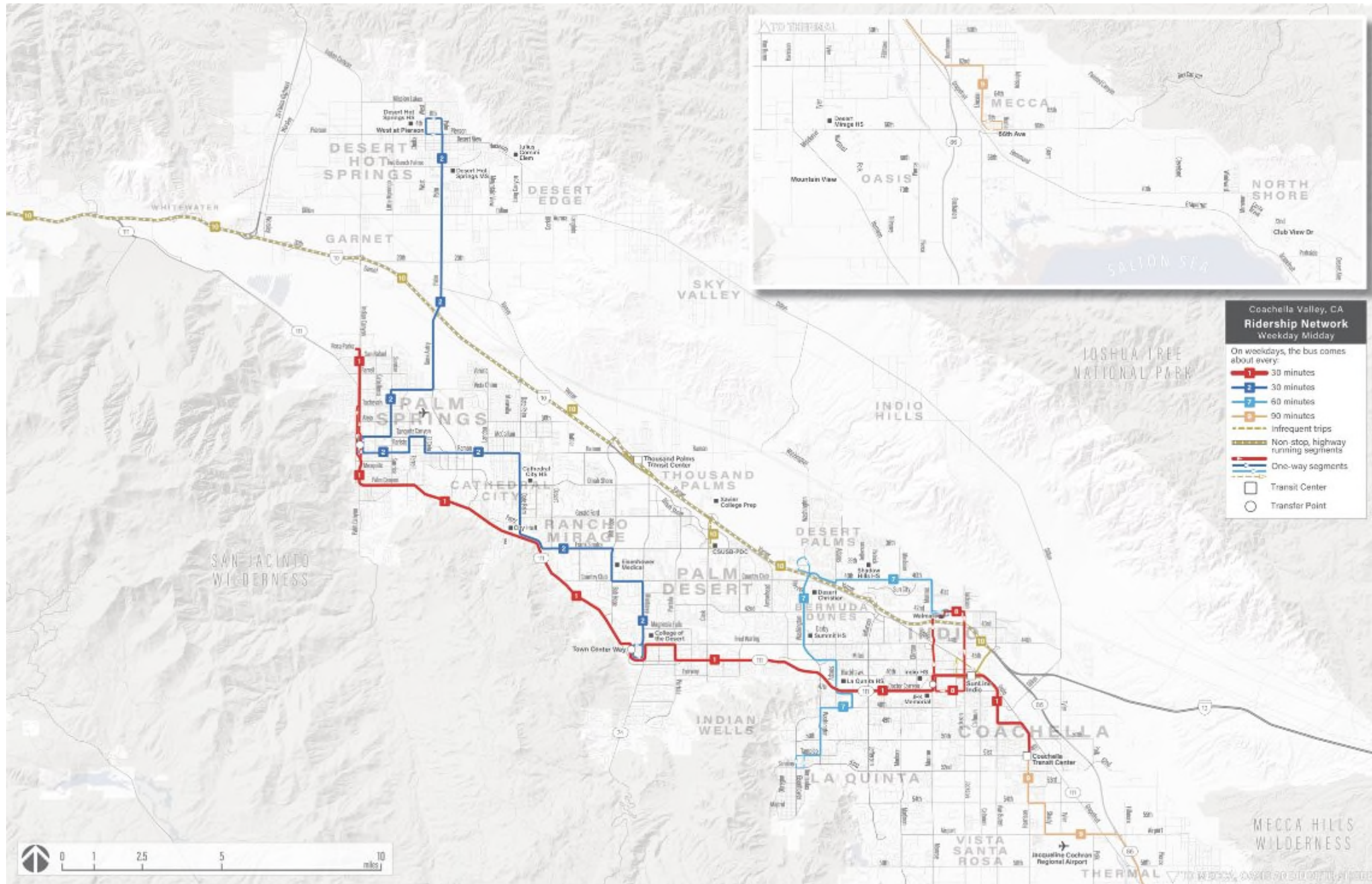
- Aligning costs with current \$50.5 million annual operating budget
- Utilizing existing capital resources
- Unconstrained scenario will also be reviewed



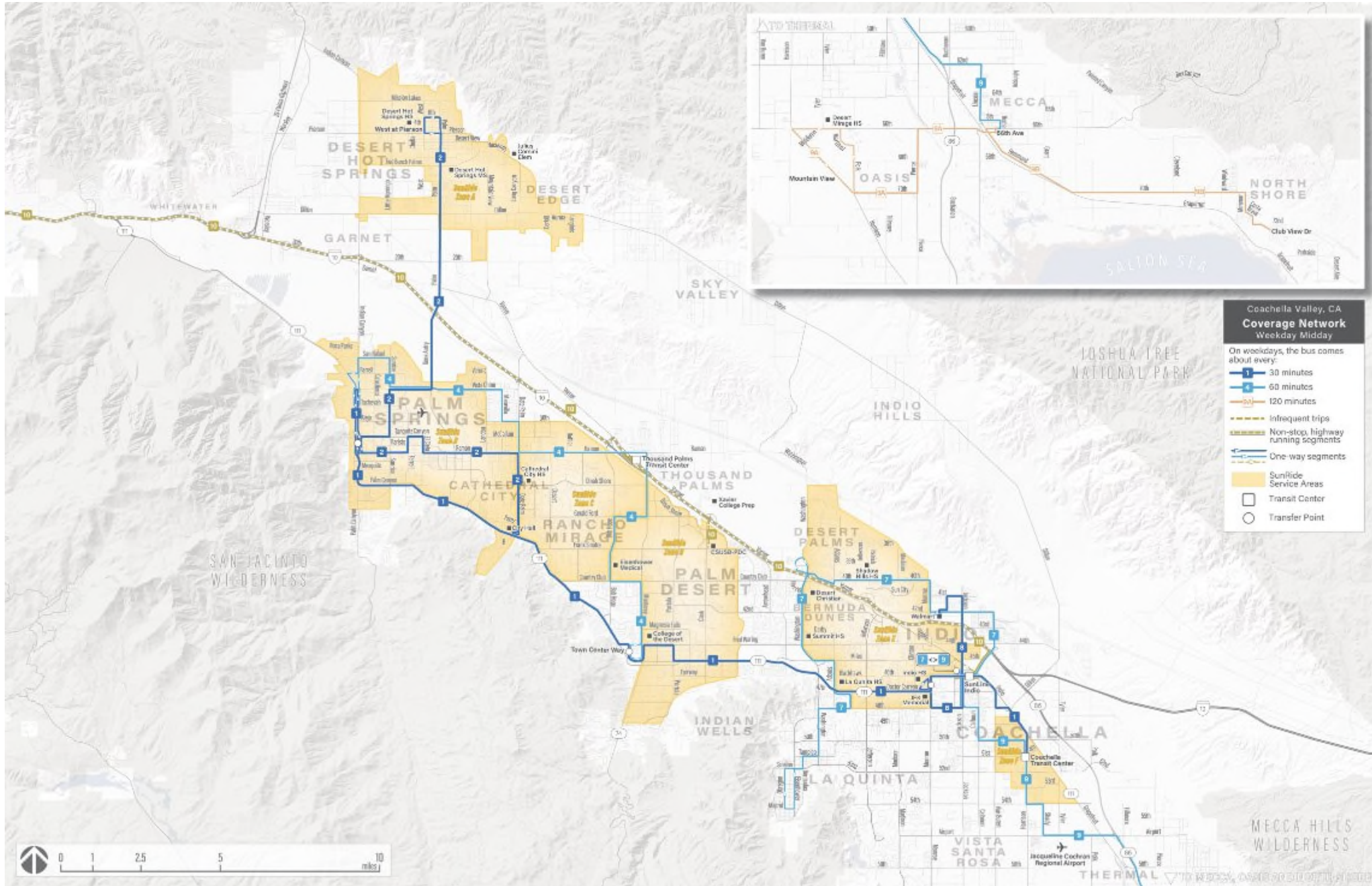
# Existing



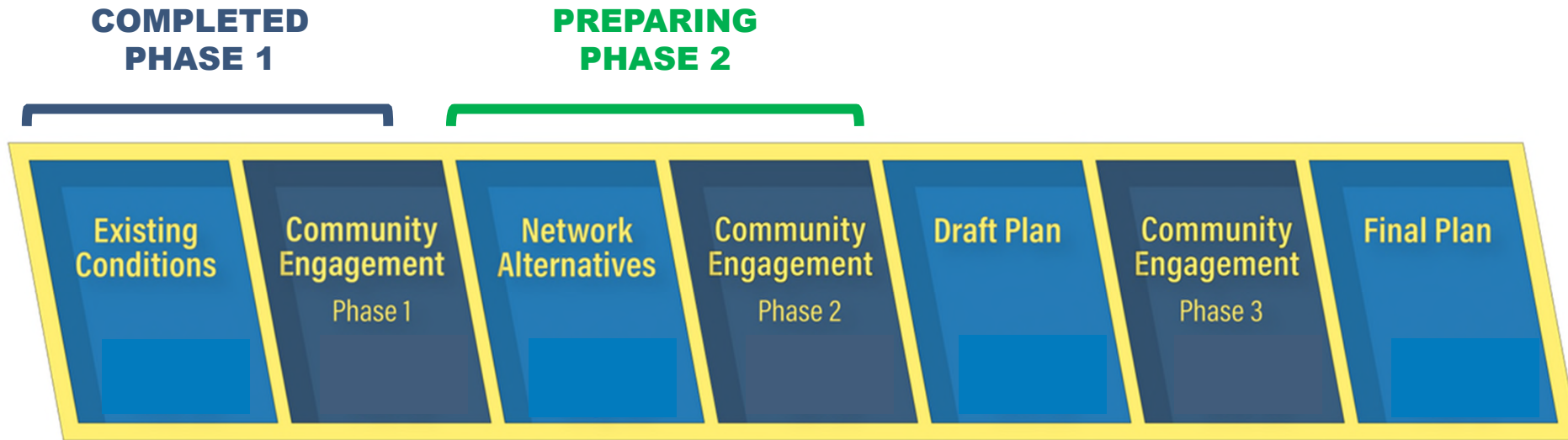
# Ridership



# Coverage



# Next Steps – Phase 2 Engagement




- Mobile Pop-Ups
- Survey — Online and Paper
- Community Based Organization Hosted Discussions
- City and Community Council Meetings

**Community Engagement**

Take 2  
contrasting network concepts to the public and gather feedback on their preference for ridership or coverage.

# Thank You!



Follow the progress of Rides Reimagined:



<https://www.sunline.org/rides-reimagined>



[rides-reimagined@sunline.org](mailto:rides-reimagined@sunline.org)



# May 2026 Fixed Route Service Change



**April 22, 2026**

# Service Changes

Effective May 3, 2026

# Overview

- Per our Collective Bargaining agreement with Amalgamated Transit Union Local 1277, we are required to have three (3) service changes per year.
- These changes go into effect the first Sunday of January, May, and September.

## MEMORANDUM OF UNDERSTANDING

BETWEEN

SUNLINE TRANSIT AGENCY

AND

AMALGAMATED TRANSIT UNION  
LOCAL 1277

---



# SunLine Service Area

## SYSTEM MAP - MAPA DEL SISTEMA

May 3, 2026 - 3 de mayo de 2026

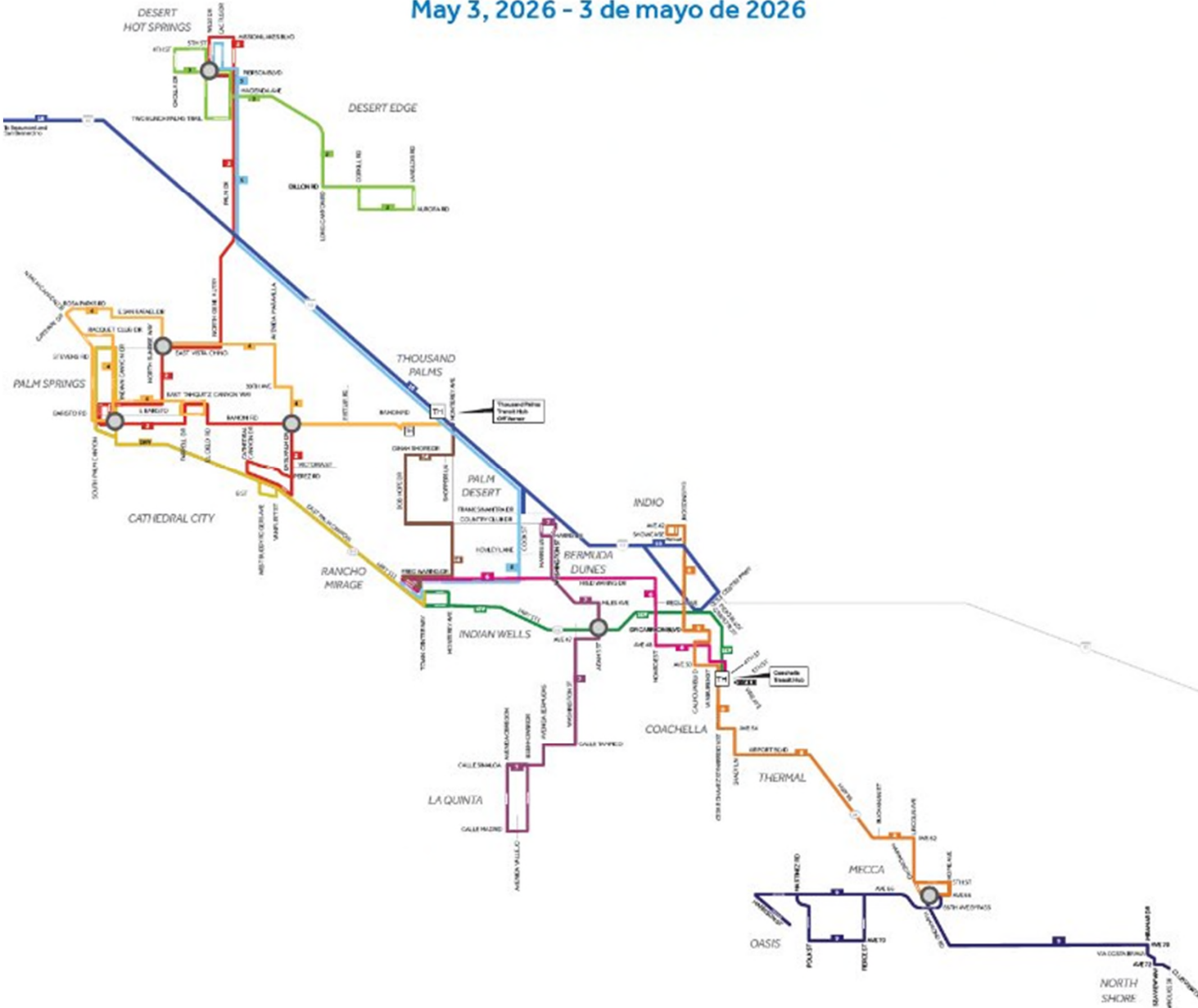
⦿ No change to existing service area

⦿ 1,120 mile service area (roughly the size of the State of Rhode Island)

- 1WV Route/Ruta 1WV | Palm Desert Mall - Via Hwy 111 - Palm Springs
- 1EV Route/Ruta 1EV | Coachella - Via Hwy 111 - Palm Desert Mall
- 2 Route/Ruta 2 | Desert Hot Springs - Palm Springs - Cathedral City
- 3 Route/Ruta 3 | Desert Edge - Desert Hot Springs
- 4 Route/Ruta 4 | Thousand Palms Transit Center - Palm Springs
- 14 Route/Ruta 14 | Palm Desert Mall - Thousand Palms Transit Center
- 5 Route/Ruta 5 | Desert Hot Springs - CSUSB (PDC) - Palm Desert Mall
- 6 Route/Ruta 6 | Coachella - Via Fred Waring - Palm Desert Mall
- 7 Route/Ruta 7 | Bermuda Dunes - Indian Wells - La Quinta
- 8 Route/Ruta 8 | North Indio - Coachella - Thermal/Mecca
- 9 Route/Ruta 9 | North Shore - Mecca - Oasis
- 10 Route/Ruta 10 | Indio - CSUSB (PDC) - CSUSB

- Transfer Points/Puntos de Transferencia
- ▭ Routes at Transfer Points/Rutas en Puntos de Transferencia
- TH Transit Hub

Map not to scale. See individual route maps for Microtransit Zones.  
 Mapa no está a escala real. Ver mapas individuales para las zonas de viaje compartido.



# Service Change Headways

		Effective January 7, 2024		
		Weekday	Saturday	Sunday
1WV	Palm Desert Mall - Palm Springs	30	30	30
1EV	Coachella - Palm Desert Mall	30	30	30
2	Desert Hot Springs - Palm Springs - Cathedral City	30	30	30
3	Desert Edge - Desert Hot Springs	30	60	60
4	Palm Desert Mall - Palm Springs	60	60	60
5	Desert Hot Springs - CSUSB Palm Desert - Palm Desert Mall	60	NS	NS
6	Coachella - Via Fred Waring - Palm Desert Mall	60	NS	NS
7	Bermuda Dunes - Indian Wells - La Quinta	45	90	90
8	North Indio - Coachella - Thermal/Mecca	60	60	60
9	North Shore - Mecca - Oasis	60	60	60
10	Indio - CSUSB-PDC - CSUSB - San Bernardino Transit Center (SBTC)/Metrolink	4 round trips	NS	NS

NS: No Service

⦿ No change to existing headways.

⦿ Headway is the time between buses on the same route. Shorter headways mean more frequent service.

# Routes 1WV & 2

## Schedule & Stop Changes

### Route 1WV

- B St. & Buddy Rogers remains served (no longer a timepoint)
- Alignment unchanged
- Transfers with Route 2 at E. Palm Canyon & Allen
- No paratransit impact

### Route 2

- No longer services B. St & Buddy Rogers
- Route remains on the primary corridor
- New end-of-line/layover: E. Palm Canyon & Allen
- Transfers with Route 1WV at E. Palm Canyon & Allen
- No paratransit impact



# Thank You!





SunLine Transit Agency

Item 8A

Board Report

April 22, 2026

**AGENDA ITEM:** ACTION - CONSENT CALENDAR

**TO:** Finance/Audit Committee/Committee of the Whole Board of Directors

**FROM:** Luis Garcia, Chief Financial Officer

**SUBJECT:** Acceptance of Checks \$1,000 and Over Report for February 2026

---

**Recommendation:**

Recommend that the Board of Directors (Board) approve the checks \$1,000 and Over Report for February 2026.

**Background:**

The Checks \$1,000 and Over Report lists all of the checks processed at the Agency with a value of over \$1,000 for a given month.

- The table below identifies the checks \$50,000 and over in the month of February which required signature from the Chair or Vice Chair.

<b>Vendor</b>	<b>Check #</b>	<b>Amount</b>
<i>Integrated Cryogenic Solutions, LLC</i>	702420	\$256,981.82
<i>Cora Constructors Inc.</i>	702416	\$191,510.02
<i>Helixstorm</i>	702419	\$138,567.14
<i>Hanson Bridgett LLP</i>	702418	\$94,917.56
<i>Noman Transit, LLC</i>	702422	\$92,711.32
<i>Desert Business Interiors</i>	702417	\$69,735.87
<i>Valued Engineering, Inc.</i>	702473	\$57,472.50
<i>MetLife</i>	702421	\$56,557.09

**Financial Impact:**

There is no financial impact associated with this item.

**Strategic Priority:**

Resource Acquisition, Allocation, and Management: Prioritizes optimized resource management by effectively acquiring and allocating financial, human, and material resources to ensure operational excellence and long-term sustainability.

**In Collaboration with:**

N/A

**Approved/Reviewed by:**

Luis Garcia, Chief Financial Officer

**Attachments:**

- Checks \$1,000 and Over Report for February 2026

**SunLine Transit Agency  
Checks \$1,000 and Over  
February 2026**

<b>Vendor Filed As Name</b>	<b>Description</b>	<b>Check #</b>	<b>Payment Date</b>	<b>Payment Amount</b>
CALPERS	Group Health Premiums	702433	02/25/2026	490,181.38
PERMA - INSURANCE	General Liability/Workers Comp Premiums	702457	02/25/2026	315,600.00
INTEGRATED CRYOGENIC SOLUTIONS LLC	Fuel - Liquid Hydrogen	702420	02/24/2026	256,981.82
CORA CONSTRUCTORS INC.	WIP- Div I Back Up Generator- Project Acct#2407-00	702416	02/24/2026	191,510.02
HELIXSTORM	WIP-Information Technology Project- Project Acct#2609-01	702419	02/24/2026	138,567.14
U.S. BANK INSTITUTIONAL TRUST-WESTERN	Pension Deposit	702315	02/04/2026	95,847.87
HANSON BRIDGETT LLP	Legal Service	702418	02/24/2026	94,917.56
U.S. BANK INSTITUTIONAL TRUST-WESTERN	Pension Deposit	702467	02/25/2026	94,059.98
NOMAD TRANSIT, LLC	SunRide Ride Share Expenses	702422	02/24/2026	92,711.32
DESERT BUSINESS INTERIORS	WIP-Office Furniture- Project Acct#2608-01	702417	02/24/2026	69,735.87
IMPERIAL IRRIGATION DIST	Utilities	702344	02/11/2026	65,759.80
VALUED ENGINEERING, INC	WIP-Fixed Assets-Land- Project Acct#2421-07	702473	02/25/2026	57,472.50
METLIFE	Supplement Benefits LTD/STD/LIFE/Dental Ins Premium	702421	02/24/2026	56,557.09
ANEW RNG, LLC	Utilities	702429	02/25/2026	44,287.19
SO CAL GAS CO.	Utilities	702370	02/11/2026	42,228.82
MICHELIN NORTH AMERICA, INC.	Lease Tires Services	702287	02/04/2026	36,676.11
TODD VERWERS ARCHITECTS INC	WIP- Center of Excellence Facility- Project Acct#1808-03	702465	02/25/2026	32,337.26
BALLARD POWER SYSTEMS	Inventory Repair Parts	702430	02/25/2026	25,528.14
CALIFORNIA DEPARTMENT OF TAX & FEE	Annual Use Fuel Tax	702259	02/04/2026	25,205.00
TRUGUARD SECURITY SERVICES, INC	Security Guard Services	702314	02/04/2026	24,896.22
TRANSPO GROUP USA, INCORPORATED	Consulting	702412	02/18/2026	24,091.60
BALLARD POWER SYSTEMS	Inventory Repair Parts	702329	02/11/2026	23,888.18
HELIXSTORM	Contracted Services	702342	02/11/2026	23,470.10
ROBERT HALF	Temporary Help	702459	02/25/2026	21,204.40
AVAIL TECHNOLOGIES, INC.	Computer/Network Software Agreement	702389	02/18/2026	19,070.00
NFI PARTS	Small Tools & Equipment	702386	02/18/2026	18,545.04
VERIZON WIRELESS	Wireless Telephone Service	702381	02/11/2026	17,593.29
PRUDENTIAL OVERALL SUPPLY	Uniforms	702362	02/11/2026	15,508.09
NFI PARTS	Inventory Repair Parts	702324	02/11/2026	14,820.28
NAPA AUTO PARTS	Inventory Repair Parts	702290	02/04/2026	14,036.36
INSIGHT STRATEGIES INC	Consulting	702448	02/25/2026	13,914.09
INSIGHT STRATEGIES INC	Consulting	702401	02/18/2026	11,941.38
SONSRAY FLEET SERVICES	Inventory Repair Parts	702312	02/04/2026	11,693.23
STANTEC ARCHITECTURE, INC.	WIP- Center of Excellence Facility- Project Acct#1808-03	702374	02/11/2026	11,439.76
BROWN ARMSTRONG ACCOUNTANCY	Audit Services	702252	02/04/2026	9,405.58
DYNAMIC BUILDING MAINTENANCE INC	Janitorial Services	702271	02/04/2026	9,349.00
TRANSIT AND COACH PARTS	Inventory Repair Parts	702411	02/18/2026	9,307.81
PALM SPRINGS MOTORS, INC.	Inventory Repair Parts	702454	02/25/2026	9,095.31
CAVENDISH HYDROGEN	Inventory Repair Parts-SunFuels	702291	02/04/2026	8,501.15

**SunLine Transit Agency  
Checks \$1,000 and Over  
February 2026**

<b>Vendor Filed As Name</b>	<b>Description</b>	<b>Check #</b>	<b>Payment Date</b>	<b>Payment Amount</b>
SHAW YODER ANTWIH SCHMELZER & LANGE, INC	Consulting	702368	02/11/2026	8,500.00
DOVE PRINTING	Printing Expense	702348	02/11/2026	8,492.53
CALIFORNIA DEPARTMENT OF TAX & FEE	Annual Exempt Bus Operator Use Fuel Tax	702260	02/04/2026	8,443.00
PDC MACHINES, INC	Inventory Repair Parts-SunFuels	702360	02/11/2026	8,333.00
TRACKIT LLC	Computer/Network Software Agreement	702313	02/04/2026	8,185.00
SMITH GARSON, INC.	Consulting	702369	02/11/2026	8,000.00
ERMA EMPLOYMENT RISK MANAGEMENT	Insurance Loss	702393	02/18/2026	7,950.00
SMART CHEMISTRY CORPORATION	Contract Services-H2	702462	02/25/2026	7,825.00
BLAIS & ASSOCIATES, LLC	Consulting	702249	02/04/2026	7,767.00
TPX COMMUNICATIONS	Communication Service	702376	02/11/2026	7,732.75
GENFARE, LLC	Inventory Repair Parts	702277	02/04/2026	7,711.24
CONNOISSEUR MEDIA HOLDCO, INC	Advertising	702391	02/18/2026	7,510.00
JE STRATEGIES LLC	Consulting	702346	02/11/2026	7,500.00
MAGALDI & MAGALDI, INC.	Inventory Repair Parts	702349	02/11/2026	7,131.78
AMALGAMATED TRANSIT UNION	Union Dues	702427	02/25/2026	7,095.13
CRYSTAL CHRYSLER JEEP DODGE CENTER	Inventory Repair Parts	702320	02/04/2026	7,054.45
COAST COMPRESSOR COMPANY	Inventory Repair Parts	702257	02/04/2026	6,810.90
RUSH TRUCK CENTERS OF CALIFORNIA, INC.	Inventory Repair Parts	702367	02/11/2026	6,650.84
ROBERT HALF	Temporary Help	702364	02/11/2026	6,633.58
ERGOTRANSIT	Inventory Repair Parts	702407	02/18/2026	6,560.00
CDW GOVERNMENT, INC	WIP-Information Technology Project- Project Acct#2609-01	702434	02/25/2026	6,377.87
ROBERT HALF	Temporary Help	702305	02/04/2026	6,326.72
GILLIG LLC	Inventory Repair Parts	702341	02/11/2026	6,239.71
PALM SPRINGS MOTORS, INC.	Inventory Repair Parts	702359	02/11/2026	6,138.22
JASPER ENGINE EXCHANGE, INC.	Paratransit Repair Parts	702283	02/04/2026	5,488.00
PDC MACHINES, INC	Inventory Repair Parts-SunFuels	702456	02/25/2026	5,487.84
AMAZON CAPITAL SERVICES, INC	Materials & Supplies	702240	02/04/2026	5,373.32
JOSEPH LYNN FRIEND	Contracted Services	702285	02/04/2026	5,340.00
RUSH TRUCK CENTERS OF CALIFORNIA, INC.	Inventory Repair Parts	702460	02/25/2026	5,257.74
COUNTY OF RIVERSIDE	WIP- Center of Excellence Facility- Project Acct#1808-03	702333	02/11/2026	5,100.00
TEC EQUIPMENT, INC.	Inventory Repair Parts	702311	02/04/2026	4,608.97
GILLIG LLC	Inventory Repair Parts	702445	02/25/2026	4,347.45
SOCALGAS	Utilities	702371	02/11/2026	4,276.57
ERGOTRANSIT	Inventory Repair Parts	702298	02/04/2026	4,200.00
GENFARE, LLC	Repair Parts-Fixed Route	702398	02/18/2026	4,099.17
IMPERIAL IRRIGATION DIST	Utilities	702447	02/25/2026	3,937.42
FORENSIC DRUG TESTING SERVICES	Alcohol & Drug Testing	702276	02/04/2026	3,807.60
DESERT PROMOTIONAL AND EMBROIDERY, LLC	Uniforms	702269	02/04/2026	3,770.22
GARON WYATT INVESTIGATIVE SERVICES, LLC.	Insurance Loss	702340	02/11/2026	3,708.10

**SunLine Transit Agency  
Checks \$1,000 and Over  
February 2026**

<b>Vendor Filed As Name</b>	<b>Description</b>	<b>Check #</b>	<b>Payment Date</b>	<b>Payment Amount</b>
QUICK FIX AUTO GLASS	Repair Parts-Fixed Route	702426	02/25/2026	3,700.00
DESERT PROMOTIONAL AND EMBROIDERY, LLC	Uniforms	702334	02/11/2026	3,642.94
SEFAC USA, INC.	WIP-Facility Maintenance-Main Facility- Project Acct#2026-01	702461	02/25/2026	3,433.44
DESERT ELECTRIC SUPPLY	Inventory Repair Parts-SunFuels	702410	02/18/2026	3,393.58
PRUDENTIAL OVERALL SUPPLY	Uniforms	702301	02/04/2026	3,346.90
VALLEY OFFICE EQUIPMENT, INC.	Copier Service	702470	02/25/2026	3,323.08
CHARTER COMMUNICATIONS	Utilities	702373	02/11/2026	3,282.96
RIDE COACH AND BUS	Inventory Repair Parts	702432	02/25/2026	3,097.86
NFI PARTS	Inventory Repair Parts	702239	02/04/2026	3,063.83
NFI PARTS	Inventory Repair Parts	702424	02/25/2026	2,891.81
TOKEN TRANSIT, INC	Mobile Ticketing Commission	702466	02/25/2026	2,665.12
RUSH TRUCK CENTERS OF CALIFORNIA, INC.	Inventory Repair Parts	702306	02/04/2026	2,661.50
FRONTIER COMMUNICATIONS	Utilities	702397	02/18/2026	2,500.00
CHRISTIAN BROTHERS MECHANICAL SERVICES,	Contract Services	702263	02/04/2026	2,500.00
HEPTAGON SEVEN CONSULTING, INC.	WIP-Div1 Security Fence Upgrade- Project Acct#2202-00	702343	02/11/2026	2,472.67
RUSH TRUCK CENTERS OF CALIFORNIA, INC.	Inventory Repair Parts	702409	02/18/2026	2,469.71
BURRTEC WASTE & RECYCLING SERVICES	Trash Service	702254	02/04/2026	2,405.12
C V WATER DISTRICT	Utilities	702437	02/25/2026	2,281.22
TOTAL CARE WORK INJURY CLINIC	Medical Exam & Testing	702415	02/18/2026	2,240.00
ROSA CHAVEZ	Bus Rodeo Expense	702366	02/11/2026	2,200.00
US BANK VOYAGER FLEET SYSTEMS	Unleaded Fuel	702380	02/11/2026	2,159.12
PALM SPRINGS MOTORS, INC.	Inventory Repair Parts	702297	02/04/2026	1,995.97
BURRTEC WASTE & RECYCLING SERVICES	Trash Service	702255	02/04/2026	1,967.37
HOME DEPOT CREDIT SERVICES	Facility Maintenance	702399	02/18/2026	1,962.92
ENTECH OIL INC	Lubricants- Oil	702273	02/04/2026	1,902.68
4IMPRINT, INC.	Bus Rodeo Expense	702238	02/04/2026	1,826.82
CALIFORNIA DEPARTMENT OF TAX & FEE	Annual User Use Fuel Tax	702258	02/04/2026	1,824.00
OMNITRACS, LLC	General Services	702356	02/11/2026	1,820.00
WESTGATE CENTER FOR LEADERSHIP	Travel Meetings/Seminars	702322	02/04/2026	1,785.00
EVERSOFT, INC.	Contract Services - General	702274	02/04/2026	1,762.44
FIESTA FORD, INC.	Inventory Repair Parts	702337	02/11/2026	1,761.04
HOLLAND GLASS AND MIRROR	Facility Maintenance	702272	02/04/2026	1,600.00
HARTFORD FIRE INSURANCE COMPANY	Annual Insurance Premium-Property	702282	02/04/2026	1,581.00
BROADLUX, INC.	Contract Services-General	702251	02/04/2026	1,576.00
PLAZA TOWING, INC.	Towing Services	702458	02/25/2026	1,525.00
OVERHEAD DOOR COMPANY OF THE DESERT	Facility Maintenance	702377	02/11/2026	1,495.00
RWC GROUP	Inventory Repair Parts	702443	02/25/2026	1,477.83
QUINCY COMPRESSOR LLC	Facility Maintenance	702246	02/04/2026	1,475.00
MILE3 WEB DEVELOPMENT	Website Maintenance	702352	02/11/2026	1,470.00

**SunLine Transit Agency  
Checks \$1,000 and Over  
February 2026**

<b>Vendor Filed As Name</b>	<b>Description</b>	<b>Check #</b>	<b>Payment Date</b>	<b>Payment Amount</b>
PARKHOUSE TIRE, INC.	Inventory Repair Parts	702455	02/25/2026	1,465.64
MERRIMAC PETROLEUM, INC	Lubricants- Oil	702351	02/11/2026	1,427.04
AMAZON CAPITAL SERVICES, INC	Bus Stop Supplies	702428	02/25/2026	1,403.30
GENFARE, LLC	Inventory Repair Parts	702444	02/25/2026	1,384.08
HOOPERS REAR ENDS, LLC	Paratransit Repair Parts	702446	02/25/2026	1,368.25
NETFILE, INC	Annual Subscription	702355	02/11/2026	1,350.00
BRADY WORLDWIDE INC	Materials & Supplies	702250	02/04/2026	1,276.00
COLLEGE OF THE DESERT, PaCE	Travel Meetings/Seminars	702392	02/18/2026	1,249.50
GRAINGER	Inventory Repair Parts	702382	02/11/2026	1,248.47
CDW GOVERNMENT, INC	Computer Supplies	702261	02/04/2026	1,247.79
FASTENAL COMPANY	Shop Misc Supplies	702394	02/18/2026	1,202.25
ON THE FLY TERMITE AND PEST CONTROL	Pest Control Service	702293	02/04/2026	1,192.00
MUNCIE TRANSIT SUPPLY	Repair Parts-Fuel Cell	702452	02/25/2026	1,118.00
MOUSER ELECTRONICS, INC	Inventory Repair Parts	702404	02/18/2026	1,116.71
SECTRAN SECURITY INC.	Bank Adjustment Fees	702308	02/04/2026	1,109.59
PLAZA TOWING, INC.	Towing Services	702408	02/18/2026	1,100.00
DESERT ELECTRIC SUPPLY	Facility Maintenance	702375	02/11/2026	1,078.50
AMAZON CAPITAL SERVICES, INC	Office Supplies	702326	02/11/2026	1,038.66
CINTAS CORPORATION NO.2	Emergency Preparedness Supplies	702331	02/11/2026	1,030.37
TEAMSTERS LOCAL 1932	Union Dues	702464	02/25/2026	1,017.35
LANGUAGELINE SOLUTIONS	Translation Services	702347	02/11/2026	1,004.86
QUADIENT FINANCE USA, INC.	Postage	702363	02/11/2026	1,000.00
<b>Total Checks Over \$1,000</b>	\$2,900,674.15			
<b>Total Checks Under \$1,000</b>	(\$31,159.02)			
<b>Total Checks</b>	\$2,869,515.13			



## SunLine Transit Agency

Item 8B

April 22, 2026

### Board Report

**AGENDA ITEM:** ACTION - CONSENT CALENDAR

**TO:** Finance/Audit Committee/Committee of the Whole  
Board of Directors

**FROM:** Luis Garcia, Chief Financial Officer

**SUBJECT:** Acceptance of Credit Card Statements for February 2026

---

#### **Recommendation:**

Recommend that the Board of Directors (Board) approve the credit card statements for February 2026.

#### **Background:**

The attached reports summarize the Agency's credit card expenses for February 2026. The reports summarize transactions for the credit cards which align with the statement closing dates of February 27, 2026.

#### **Financial Impact:**

There is no financial impact associated with this item.

#### **Strategic Priority:**

Resource Acquisition, Allocation, and Management: Prioritizes optimized resource management by effectively acquiring and allocating financial, human, and material resources to ensure operational excellence and long-term sustainability.

**In Collaboration with:**

N/A

**Approved/Reviewed by:**

Luis Garcia, Chief Financial Officer

**Attachments:**

- Credit Card Statements for February 2026

SunLine Transit Agency Visa Credit Card Statement

Closing Date: 02/27/2026

Name on Card: Ray Stevens (Procurement Card)

	Trans. Date	Post. Date	Name	Detail-Description	Credits	Charges
1	02/02/26	2/2/2026	Microsoft	Microsoft 365 Business Pro Premium Licensing		\$ 4,357.70
2	02/02/26	2/3/2026	IATR	International Association of Transportation Regulators (IATR) Membership for Jill Plaza		\$ 1,000.00
3	02/02/26	2/4/2026	PERB ARB Full List	PERB Arbitration Fee		\$ 50.00
4	02/02/26	2/4/2026	Elavon Srv Fee	PERB Arbitration Fee - Service Fee		\$ 1.15
5	02/04/26	2/5/2026	Apple	iCloud Storage Upgrade for Israel Moreno		\$ 2.99
6	02/05/26	2/6/2026	Sams Club	Board Room Supplies		\$ 167.67
7	02/05/26	2/6/2026	SCAQMD	South Coast Air Quality Management District - Annual Renewal Fees		\$ 2,262.52
8	02/05/26	2/6/2026	SCAQMD	South Coast Air Quality Management District - Service Fee		\$ 50.23
9	02/05/26	2/6/2026	SCAQMD	South Coast Air Quality Management District - Generator Permit Service Fee		\$ 87.86
10	02/05/26	2/6/2026	SCAQMD	South Coast Air Quality Management District - Annual Renewal Fees		\$ 170.94
11	02/05/26	2/6/2026	SCAQMD	South Coast Air Quality Management District - Generator Permit Service Fee		\$ 3,957.60
12	02/05/26	2/6/2026	Enrollease	Integration with EASE & ADP		\$ 504.68
13	02/05/26	2/6/2026	SCAQMD	South Coast Air Quality Management District - Service Fee		\$ 3.79
14	02/06/26	2/9/2026	APTA	International Bus Rodeo Mike Hayes - Registration Fee		\$ 1,175.00
15	02/06/26	2/9/2026	APTA	APTA CEO Seminar Luis Garcia - Registration Fee		\$ 934.00
16	02/06/26	2/9/2026	APTA	International Bus Rodeo Mark Perry - Registration Fee		\$ 1,924.00
17	02/09/26	2/10/2026	Expedia	APTA CEO Seminar Luis Garcia - Lodging Expense		\$ 275.22
18	02/09/26	2/11/2026	United Airlines	APTA CEO Seminar Luis Garcia - Flight Expense		\$ 634.37
19	02/10/26	2/11/2026	Chrysler/Jeep	Microtransit Vehicle Maintenance Service		\$ 205.00
20	02/11/26	2/12/2026	Pryor Learning	Pryor Learning Solutions Training for Magali Jimenez		\$ 229.00

	Trans. Date	Post. Date	Name	Detail-Description	Credits	Charges
21	02/11/26	2/13/2026	Delta Airlines	International Bus Rodeo Shawn Craycraft - Flight Expense		\$ 468.80
22	02/11/26	2/13/2026	APTA	International Bus Rodeo Isabel Vizcarra - Registration Fee		\$ 1,924.00
23	02/11/26	2/13/2026	APTA	International Bus Rodeo Shawn Craycraft - Registration Fee		\$ 1,924.00
24	02/11/26	2/13/2026	Delta Airlines	International Bus Rodeo Isabel Vizcarra - Flight Expense		\$ 468.80
25	02/11/26	2/13/2026	Delta Airlines	International Bus Rodeo Mark Perry - Flight Expense		\$ 468.80
26	02/12/26	2/16/2026	Delta Airlines	International Bus Rodeo Mike Hayes - Flight Expense		\$ 468.80
27	02/12/26	2/16/2026	Delta Airlines	International Rodeo Patricia Arellano - Flight Expense		\$ 468.80
28	02/12/26	2/16/2026	APTA	International Rodeo Patricia Arellano - Registration Fee		\$ 1,924.00
29	02/13/26	2/13/2026	Microsoft	Microsoft Visio Monthly License		\$ 15.75
30	02/13/26	2/16/2026	Expedia	International Rodeo Patricia Arellano - Lodging Expense		\$ 2,108.34
31	02/13/26	2/16/2026	Expedia	International Bus Rodeo Mark Perry - Lodging Expense		\$ 2,108.34
32	02/13/26	2/16/2026	Expedia	International Bus Rodeo Mike Hayes - Lodging Expense		\$ 2,108.34
33	02/13/26	2/16/2026	Expedia	International Rodeo Isabella Vizcarra - Lodging Expense		\$ 2,108.34
34	02/13/26	2/16/2026	Expedia	International Bus Rodeo Shawn Craycraft - Lodging Expense		\$ 2,108.34
35	02/15/26	2/16/2026	QR Code	Annual QR Code Generator Subscription		\$ 191.88
36	02/17/26	2/18/2026	Starlink	STARLINK Subscription Fee		\$ 165.00
37	02/17/26	2/20/2026	APTA	International Rodeo Patricia Arellano - Registration Fee		\$ 749.00
38	02/17/26	2/20/2026	APTA	International Rodeo Patricia Arellano - Team Registration Fee		\$ 2,350.00
39	02/17/26	2/20/2026	APTA	International Bus Rodeo Isabel Vizcarra - Registration Fee Credit	\$ (1,924.00)	
40	02/17/26	2/20/2026	APTA	International Bus Rodeo Shawn Craycraft - Registration Fee Credit	\$ (1,924.00)	

	Trans. Date	Post. Date	Name	Detail-Description	Credits	Charges
41	02/17/26	2/20/2026	APTA	International Bus Roadeo Patricia Arellano - Registration Fee Credit	\$ (1,924.00)	
42	02/17/26	2/20/2026	APTA	International Bus Roadeo Mike Hayes - Registration Fee Credit	\$ (1,175.00)	
43	02/17/26	2/20/2026	APTA	International Bus Roadeo Isabel Vizcarra - Registration Fee		\$ 749.00
44	02/17/26	2/20/2026	APTA	International Bus Roadeo Mark Perry - Registration Fee Credit	\$ (1,924.00)	
45	02/23/26	2/25/2026	APTA	APTA Legislative Conference Luis Garcia - Registration Fee		\$ 1,175.00
46	02/23/26	2/25/2026	APTA	International Bus Roadeo Mark Perry - Registration Fee		\$ 1,924.00
47	02/23/26	2/25/2026	American Airlines	APTA Legislative Conference Luis Garcia - Flight Expense		\$ 353.78
48	02/23/26	2/25/2026	APTA	International Bus Roadeo Mike Hayes - Team Registration Fee		\$ 3,349.00
49	02/24/26	2/26/2026	Delta Airlines	International Bus Roadeo Mario Luna - Flight Expense		\$ 468.80
50	02/24/26	2/26/2026	Delta Airlines	International Bus Roadeo Roberto Valadez - Flight Expense		\$ 468.80
51	02/24/26	2/26/2026	Delta Airlines	International Bus Roadeo Javier Nunez - Flight Expense		\$ 468.80
52	02/24/26	2/27/2026	APTA	International Bus Roadeo Shawn Craycraft - Registration Fee		\$ 1,924.00
53	02/24/26	2/27/2026	APTA	International Bus Roadeo Mike Hayes - Team Registration Fee (Duplicate Charge - Refunded)		\$ 3,349.00
54	02/24/26	2/27/2026	APTA	International Bus Roadeo Mike Hayes - Team Registration Fee (Refund of Duplicate Charge)	\$ (3,349.00)	
55	02/25/26	2/26/2026	Expedia	International Bus Roadeo Mike Hayes - Lodging Expense Credit	\$ (2,108.34)	
56	02/26/26	2/27/2026	Floor Jack Parts, Inc.	Torque Wrench Repair Kit		\$ 179.11
Totals:					\$ (14,328.34)	\$ 54,532.34



Reporting Period : 1/31/2026 - 2/27/2026

**Statement Summary**

<b>Name</b>	Ray Stevens	<b>Company</b>	Sunline Transit Agency
<b>Account #</b>	XXXX-XXXX-XXXX-████	<b>Currency</b>	US Dollar
<b>Reporting Period</b>	1/31/2026 - 2/27/2026		

Trans Date	Post Date	Merchant Name	Charge Codes	Approved	Personal	Receipt	Amount
1 2/2/2026	2/2/2026	Msft * E0800ym30s 800-6427676, WA	General Ledger Code: 5030300011				4,357.70
		PR 24478 - Micros Soft 365 Bus Pre Pro		IT Department - 00-42-5030300011			
2 2/2/2026	2/3/2026	Iatr.Global Iatr.Global/A, NY	General Ledger Code: 5090100000				1,000.00
		Purchase Iatr.Global PR 24355 - IATR Membership for Jill Plaza		TAXI Department - 99-96-5090100000			
3 2/2/2026	2/4/2026	Perb Arb Full List 916-3272275, CA	General Ledger Code: 5099900002				50.00
		Purchase Perb Arb Full List PR 24441 PERB Arbitration V. Orozco		HR Department - 00-32-5030300002			
4 2/2/2026	2/4/2026	Elavon Srv Fee Arbitratio 678-7315974, GA	General Ledger Code: 5099900002				1.15
		Purchase Elavon Srv Fee Arbitratio PR 24441 PERB Arbitration V. Orozco Service Fee		HR Department - 00-32-5030300002			
5 2/4/2026	2/5/2026	Apple.Com/Bill 866-712-7753, CA	General Ledger Code: 5099900002				2.99
		Purchase Apple.Com/Bill PR 24443 - iCloud Storage for IT Israel Moreno		IT Department - 00-42-5030300011			

Trans Date	Post Date	Merchant Name	Charge Codes	Approved	Personal	Receipt	Amount
6 2/5/2026	2/6/2026	Samsclub #6609 Palm Desert, CA					167.67
		Purchase Samsclub #6609	General Ledger Code: 5099900002				
		PR 24483 - Board room supplies, water, sodas				Facilities Department - 00-23-5049900002	
<hr/>							
7 2/5/2026	2/6/2026	Scaqmd Fees 909-396-2801, CA					2,262.52
		Purchase Scaqmd Fees	General Ledger Code: 5099900002				
		South Coast Air Quality Management District – Invoice 4660508				Maintenance Department - 00-22-509900004	
<hr/>							
8 2/5/2026	2/6/2026	Service Fee 909-396-2801, TN					50.23
		Purchase Service Fee	General Ledger Code: 5099900002				
		South Coast Air Quality Management District – Invoice 4660508 - Service Fee				Maintenance Department - 00-22-509900004	
<hr/>							
9 2/5/2026	2/6/2026	Service Fee 909-396-2801, TN					87.86
		Purchase Service Fee	General Ledger Code: 5099900002				
		PR 24465 - 11. 26-002 Generator SCAQMD Permit - Service Fee				Performance Department - 2407-00	
<hr/>							
10 2/5/2026	2/6/2026	Scaqmd Fees 909-396-2801, CA					170.94
		Purchase Scaqmd Fees	General Ledger Code: 5099900002				
		South Coast Air Quality Management District – Invoice 4661567				Maintenance - 00-22-5099900004	
<hr/>							
11 2/5/2026	2/6/2026	Scaqmd Fees 909-396-2801, CA					3,957.60
		Purchase Scaqmd Fees	General Ledger Code: 5099900002				
		PR 24465 - 11. 26-002 Generator SCAQMD Permit				Performance Department - 2407-00	
<hr/>							

Trans Date	Post Date	Merchant Name	Charge Codes	Approved	Personal	Receipt	Amount
12	2/5/2026	2/6/2026	Enrollease, Inc. Secure.Ease.C, CA				504.68
Purchase Enrollease, Inc.			General Ledger Code: 5030300011				
PR 23486 - Price per Employee - Integration with EASE & ADP - Shortcut						HR Department - 00-32-5030300001	
<hr/>							
13	2/5/2026	2/6/2026	Service Fee 909-396-2801, TN				3.79
Purchase Service Fee			General Ledger Code: 5099900002				
South Coast Air Quality Management District – Invoice 4661567 - Service Fee						Maintenance Department - 00-22-5099900004	
<hr/>							
14	2/6/2026	2/9/2026	Apta 202-4964800, DC				1,175.00
Purchase Apta			General Ledger Code: 5090100000				
Approved Travel for Mike Hayes – International Bus Roadeo - The registration had to be credited in order to add the team package						Maintenance Department - 00-21-5090200000	
<hr/>							
15	2/6/2026	2/9/2026	Apta 202-4964800, DC				934.00
Purchase Apta			General Ledger Code: 5090100000				
Approved Travel for Luis Garcia – APTA CEO Seminar - Registration						Finance Department - 00-41-5090200000	
<hr/>							
16	2/6/2026	2/9/2026	Apta 202-4964800, DC				1,924.00
Purchase Apta			General Ledger Code: 5090100000				
Approved Travel for Mark Perry – International Bus Radeo - Registration - Credit to correct conference on #44						Maintenance 00-21-5090200000	
<hr/>							
17	2/9/2026	2/10/2026	Expedia 73369991957657 Expedia.Com, WA				275.22
Purchase Expedia 73369991957657			General Ledger Code: 5090200000				
Approved Travel for Luis Garcia – APTA CEO Seminar - Lodging						Finance Department - 00-41-5090200000	
<hr/>							

Trans Date	Post Date	Merchant Name	Charge Codes	Approved	Personal	Receipt	Amount
18 2/9/2026	2/11/2026	United 800-864-8331, TX					634.37
Purchase United			General Ledger Code: 5090200000				
Approved Travel for Luis Garcia – APTA CEO Seminar - Flight						Finance Department - 00-41-5090200000	
19 2/10/2026	2/11/2026	I10 Chrysler Jeep Dodge 760-345-1000, CA					205.00
Purchase I10 Chrysler Jeep Dodge			General Ledger Code: 5049900011				
PR 24509 - Transmission fluid service & relearn service						Maintenance Department - 00-22-5049900022	
20 2/11/2026	2/12/2026	Pryor Learning Www.Pryor.Com, KS					229.00
Purchase Pryor Learning			General Ledger Code: 5090200001				
PR 24507 - 2026-2027 Pryor Learning Solutions Training for Magali Jimenez						Strategic Alignment- 00-39-5099900001	
21 2/11/2026	2/13/2026	Delta Air Seattle, WA					468.80
Purchase Delta Air			General Ledger Code: 5090200000				
Approved Travel for Shawn Craycraft – International Bus Roadeo - Flight						SunFuels - 00-10-5090200000	
22 2/11/2026	2/13/2026	Apta 202-4964800, DC					1,924.00
Purchase Apta			General Ledger Code: 5090100000				
Approved Travel for Isabel Vizcarra – International Bus Roadeo - Registration - Training was corrected – credit applied on line #39.						Transportation 00-11-5090200000	
23 2/11/2026	2/13/2026	Apta 202-4964800, DC					1,924.00
Purchase Apta			General Ledger Code: 5090100000				
Approved Travel for Shawn Craycraft – International Bus Roadeo - Registration - Training was corrected - credit applied on line #40						SunFuels 00-10-5090200000	

Trans Date	Post Date	Merchant Name	Charge Codes	Approved	Personal	Receipt	Amount
24	2/11/2026	2/13/2026	Delta Air Seattle, WA				468.80
	Purchase Delta Air		General Ledger Code: 5090200000				
	Approved Travel for Isabel Vizcarra – International Bus Roadeo - Flight					Transportation 00-11-5090200000	
25	2/11/2026	2/13/2026	Delta Air Seattle, WA				468.80
	Purchase Delta Air		General Ledger Code: 5090200000				
	Approved Travel for Mark Perry – International Bus Radeo - Flight Charge					Maintenance 00-21-5090200000	
26	2/12/2026	2/16/2026	Delta Air Seattle, WA				468.80
	Purchase Delta Air		General Ledger Code: 5090200000				
	Approved Travel for Mike Hayes – International Bus Roadeo - Flight Charge					Maintenance - 00-21-5090200000	
27	2/12/2026	2/16/2026	Delta Air Seattle, WA				468.80
	Purchase Delta Air		General Ledger Code: 5090200000				
	Approved Travel for Patricia Arellano – International Bus Roadeo - Flight					Transportation 00-11-5090200000	
28	2/12/2026	2/16/2026	Apta 202-4964800, DC				1,924.00
	Purchase Apta		General Ledger Code: 5090100000				
	Approved Travel for Patricia Arellano – International Bus Roadeo - Registration - Training was corrected – credit applied on line #41					Transportation 00-11-5090200000	
29	2/13/2026	2/13/2026	Microsoft#g141032793 Microsoft.Com, WA				15.75
	Purchase Microsoft#g141032793		General Ledger Code: 5030300011				
	PR 24283 - Microsoft Visio monthly license					IT Department - 00-42-5030300011	

Trans Date	Post Date	Merchant Name	Charge Codes	Approved	Personal	Receipt	Amount
30	2/13/2026	2/16/2026	Expedia 73373406759887 Expedia.Com, WA				2,108.34
	Purchase Expedia 73373406759887		General Ledger Code: 5090200000				
	Approved Travel for Patricia Arellano – International Bus Roadeo - Lodging			Transportation 00-11-5090200000			
31	2/13/2026	2/16/2026	Expedia 73373408104439 Expedia.Com, WA				2,108.34
	Purchase Expedia 73373408104439		General Ledger Code: 5090200000				
	Approved Travel for Mark Perry – International Bus Radeo - Lodging Charge			Maintenance 00-21-5090200000			
32	2/13/2026	2/16/2026	Expedia 73373412297896 Expedia.Com, WA				2,108.34
	Purchase Expedia 73373412297896		General Ledger Code: 5090200000				
	Approved Travel for Mike Hayes – International Bus Roadeo - Lodging was credited so the team could stay at the conference location (Requested by Mark Perry) - Maintenance - 00-21-5090200000						
33	2/13/2026	2/16/2026	Expedia 73373403666611 Expedia.Com, WA				2,108.34
	Purchase Expedia 73373403666611		General Ledger Code: 5090200000				
	Approved Travel for Isabel Vizcarra – International Bus Roadeo - Lodging			Transportation 00-11-5090200000			
34	2/13/2026	2/16/2026	Expedia 73373410269822 Expedia.Com, WA				2,108.34
	Purchase Expedia 73373410269822		General Ledger Code: 5090200000				
	Approved Travel for Shawn Craycraft – International Bus Roadeo - Lodging			SunFuels 00-10-5090200000			
35	2/15/2026	2/16/2026	Qr-Code-Generator.Com Qr-Code-Gener, NY				191.88
	Purchase Qr-Code-Generator.Com		General Ledger Code: 5030300011				
	PR 24530 - Annual QR Code Generator Subscription			Marketing Department - 00-31-5090100000			

Trans Date	Post Date	Merchant Name	Charge Codes	Approved	Personal	Receipt	Amount
36	2/17/2026	2/18/2026	Starlink Internet 310-6829683, CA				165.00
Purchase Starlink Internet			General Ledger Code: 5030300011				
PR 23477 - Starlink Mini - Subscription Fee for Bryan Valenzuela						Safety Department - 00-15-5049900009	
37	2/17/2026	2/20/2026	Apta 202-4964800, DC				749.00
Purchase Apta			General Ledger Code: 5090100000				
Approved Travel for Patricia Arellano – International Bus Roadeo - Registration						Transportation Department - 00-11-5090200000	
38	2/17/2026	2/20/2026	Apta 202-4964800, DC				2,350.00
Purchase Apta			General Ledger Code: 5090100000				
Approved Travel for Patricia Arellano – International Bus Roadeo - Team Registration						Transportation Department - 00-11-5090200000	
39	2/17/2026	2/20/2026	Apta Washington, DC				-1,924.00
Credit Voucher Apta			General Ledger Code: 5090100000				
Approved Travel for Isabel Vizcarra – International Bus Roadeo - Credit						Transportation Department - 00-11-5090200000	
40	2/17/2026	2/20/2026	Apta Washington, DC				-1,924.00
Credit Voucher Apta			General Ledger Code: 5090100000				
Approved Travel for Shawn Craycraft – International Bus Roadeo - Credit						SunFuels Department - 00-10-5090200000	
41	2/17/2026	2/20/2026	Apta Washington, DC				-1,924.00
Credit Voucher Apta			General Ledger Code: 5090100000				
Approved Travel for Patricia Arellano – International Bus Roadeo - Credit						Transportation Department - 00-11-5090200000	

Trans Date	Post Date	Merchant Name	Charge Codes	Approved	Personal	Receipt	Amount
42	2/17/2026	2/20/2026	Apta Washington, DC				-1,175.00
	Credit Voucher Apta		General Ledger Code: 5090100000				
	Approved Travel for Mike Hayes – International Bus Roadeo - Registration Credit - Charge on #14					Maintenance Department - 00-21-5090200000	
43	2/17/2026	2/20/2026	Apta 202-4964800, DC				749.00
	Purchase Apta		General Ledger Code: 5090100000				
	Approved Travel for Isabel Vizcarra – International Bus Roadeo - Registration					Transportation Department - 00-11-5090200000	
44	2/17/2026	2/20/2026	Apta Washington, DC				-1,924.00
	Credit Voucher Apta		General Ledger Code: 5090100000				
	Approved Travel for Mark Perry – International Bus Radeo - Registration Credit					Maintenance Department - 00-21-5090200000	
45	2/23/2026	2/25/2026	Apta 202-4964800, DC				1,175.00
	Purchase Apta		General Ledger Code: 5090100000				
	Approved Travel for Luis Garcia – APTA Legislative Conference - Registration					Finance Department - 00-41-5090200000	
46	2/23/2026	2/25/2026	Apta 202-4964800, DC				1,924.00
	Purchase Apta		General Ledger Code: 5090100000				
	Approved Travel for Mark Perry – International Bus Radeo - Registration					Maintenance Department - 00-21-5090200000	
47	2/23/2026	2/25/2026	American Air Fort Worth, TX				353.78
	Purchase American Air		General Ledger Code: 5090200000				
	Approved Travel for Luis Garcia – APTA Legislative Conference - Flight					Finance Department - 00-41-5090200000	

Trans Date	Post Date	Merchant Name	Charge Codes	Approved	Personal	Receipt	Amount
48	2/23/2026	2/25/2026	Apta 202-4964800, DC				3,349.00
	Purchase Apta		General Ledger Code: 5090100000				
	Approved Travel for Mike Hayes – International Bus Roadeo - Team Registration					Maintenance Department - 00-21-5090200000	
49	2/24/2026	2/26/2026	Delta Air Seattle, WA				468.80
	Purchase Delta Air		General Ledger Code: 5090200000				
	Approved Travel for Mario Luna – International Bus Roadeo - Flight					Maintenance Department - 00-22-5090200000	
50	2/24/2026	2/26/2026	Delta Air Seattle, WA				468.80
	Purchase Delta Air		General Ledger Code: 5090200000				
	Approved Travel for Roberto Valadez – International Bus Roadeo - Flight					Maintenance Department - 00-22-5090200000	
51	2/24/2026	2/26/2026	Delta Air Seattle, WA				468.80
	Purchase Delta Air		General Ledger Code: 5090200000				
	Approved Travel for Javier Nunez – International Bus Roadeo - Flight					Maintenance Department - 00-22-5090200000	
52	2/24/2026	2/27/2026	Apta 202-4964800, DC				1,924.00
	Purchase Apta		General Ledger Code: 5090100000				
	Approved Travel for Shawn Craycraft – International Bus Roadeo - Registration					SunFuels Department 00-10-5090200000	
53	2/24/2026	2/27/2026	Apta 202-4964800, DC				3,349.00
	Purchase Apta		General Ledger Code: 5090100000				
	Approved Travel for Mike Hayes – Double Charge by APTA, Credit on #54					Maintenance Department - 00-21-5090200000	



**SunLine Transit Agency Visa Credit Card Statement**

**Closing Date: 02/27/2026**

**Name on Card: Mona Babauta**

<b>Trans. Date</b>	<b>Post Date</b>	<b>Reference</b>	<b>Detail - Description</b>	<b>Credits</b>	<b>Charges</b>
1 2/2/2026	2/3/2026	El Ranchito	El Ranchito - Federal Advocate Lunch; Mona Babauta, CEO/General Manager		\$115.20
2 2/2/2026	2/3/2026	Aspen Mills	Aspen Mills - Federal Advocate Lunch; Mona Babauta, CEO/General Manager		\$159.50
3 2/5/2026	2/9/2026	American Public Transportation Association (APTA)	APTA 2026 Workforce Summit - Registration Price Difference of Mobility Conference and Workforce Summit; Mona Babauta, CEO/General Manager	\$426.00	
4 2/8/2026	2/10/2026	United Airlines	Community Transportation Association Legislative Fly In - Round trip Airfare from Palm Springs, CA to Washington, D.C.; Mona Babauta, CEO/General Manager		\$714.17
5 2/12/2026	2/16/2026	United Airlines	United Airlines - Extended Flight to Attend Morning CTAA Fly In Sessions in Washington, D.C.; Mona Babauta, CEO/General Manager		\$62.76
6 2/12/2026	2/16/2026	United Airlines	Federal Advocacy Trip - Round trip Airfare for Board Chair Lynn Malotto from Palm Springs, CA to Washington, D.C.; Mona Babauta, CEO/General Manager		\$1,284.82
7 2/19/2026	2/23/2026	United Airlines	Federal Advocacy Trip - Round trip Airfare for from Palm Springs, CA to Washington, D.C.; Mona Babauta, CEO/General Manager		\$167.65
8 2/19/2026	2/26/2026	United Airlines	Federal Advocacy Trip - Round trip Airfare for Luis Garcia, Chief Financial Officer from Palm Springs, CA to Washington, D.C.; Mona Babauta, CEO/General Manager		\$107.84
9 2/19/2026	2/26/2026	United Airlines	Federal Advocacy Trip - Airline Seat Charge for John Pena, Board Vice-Chair; Mona Babauta, CEO/General Manager		\$50.00
10 2/25/2025	2/26/2026	EZ Cater	Panera Bread - February 2026 Board Meeting Lunches; Mona Babauta, CEO/General Manager		\$541.06
<b>Credits and Charges:</b>				\$426.00	\$3,203.00



Reporting Period : 1/31/2026 - 2/27/2026

Statement Summary

<b>Name</b>	Mona Babauta	<b>Company</b>	Sunline Transit Agency
		<b>Currency</b>	US Dollar

Reporting Period 1/31/2026 - 2/27/2026

Trans Date	Post Date	Merchant Name	Charge Codes	Approved	Personal	Receipt	Amount
1 2/2/2026	2/3/2026	El Ranchito Clover.Com, CA					115.20
		Purchase El Ranchito	General Ledger Code: 5099900002				
2 2/2/2026	2/3/2026	Otter* Aspen Mills Tryotter.Com, CA					159.50
		Purchase Otter* Aspen Mills	General Ledger Code: 5099900002				
3 2/5/2026	2/9/2026	Apta Washington, DC					-426.00
		Credit Voucher Apta	General Ledger Code: 5090100000				
4 2/8/2026	2/10/2026	United United.Com, TX					714.17
		Purchase United	General Ledger Code: 5090200000				
5 2/12/2026	2/16/2026	United United.Com, TX					62.76
		Purchase United	General Ledger Code: 5090200000				





## SunLine Transit Agency

Item 8C

April 22, 2026

### Board Report

**AGENDA ITEM:** ACTION - CONSENT CALENDAR

**TO:** Finance/Audit Committee/Committee of the Whole  
Board of Directors

**FROM:** Luis Garcia, Chief Financial Officer

**SUBJECT:** Acceptance of Monthly Budget Variance Report for February 2026

---

#### **Recommendation:**

Recommend that the Board of Directors (Board) approve the monthly budget variance report for February 2026.

#### **Background:**

The budget variance report compares revenues and expenses to the respective line item budgets. The report identifies current monthly revenues and expenses as well as fiscal year to date (FYTD) values. The budgetary figures are represented as a straight line budget. Accordingly, the current monthly budget values are calculated by taking 1/12<sup>th</sup> of the annual budget. The FYTD budget values for the month of February 2026 are equal to 8/12<sup>ths</sup> of the yearly budget.

#### Year to Date Summary

- As of February 28, 2026, the Agency's FYTD revenues are \$737,092 or 21.78% below the FYTD budget.
- As of February 28, 2026, the Agency's FYTD expenditures are \$4,170,307 or 12.39% above the FYTD budget.

**Financial Impact:**

There is no financial impact associated with this item.

**Strategic Priority:**

Resource Acquisition, Allocation, and Management: Prioritizes optimized resource management by effectively acquiring and allocating financial, human, and material resources to ensure operational excellence and long-term sustainability.

**In Collaboration with:**

N/A

**Approved/Reviewed by:**

Luis Garcia, Chief Financial Officer

**Attachments:**

- Monthly Budget Variance Report for February 2026

SunLine Transit Agency  
Budget Variance Report  
February 2026

Description	FY26 Total Budget	Current Month			Fiscal Year to Date			
		Actual	Budget	Positive (Negative)	FYTD Actual	FY26 FYTD Budget	Positive (Negative)	Percentage Remaining
<b>Operating Revenues:</b>								
Passenger Revenue	1,974,505	145,048	164,542	(19,494)	1,187,393	1,316,337	(128,944)	39.9%
Other Revenue	3,101,551	168,452	258,463	(90,011)	1,459,552	2,067,700	(608,149)	52.9%
<b>Total Operating Revenue</b>	<b>5,076,056</b>	<b>313,500</b>	<b>423,005</b>	<b>(109,504)</b>	<b>2,646,945</b>	<b>3,384,037</b>	<b>(737,092)</b>	<b>47.9%</b>
<b>Operating Expenses:</b>								
Operator & Mechanic Salaries & Wages	11,907,530	896,713	992,294	95,582	7,629,753	7,938,354	308,601	35.9%
Operator & Mechanic Overtime	1,368,406	114,155	114,034	(122)	1,115,687	912,271	(203,416)	18.5%
Administration Salaries & Wages	7,997,750	660,010	666,479	6,469	5,496,729	5,331,834	(164,896)	31.3%
Administration Overtime	260,573	17,505	21,714	4,209	235,426	173,716	(61,710)	9.7%
Fringe Benefits	11,663,261	988,603	971,938	(16,664)	7,811,959	7,775,507	(36,452)	33.0%
Communications	295,000	32,301	24,583	(7,718)	249,359	196,667	(52,692)	15.5%
Legal Services	1,135,000	136,708	94,583	(42,125)	1,284,982	756,667	(528,315)	-13.2%
Computer/Network Software Agreement	1,000,000	88,091	83,333	(4,758)	824,151	666,667	(157,484)	17.6%
Uniforms	115,598	2,294	9,633	7,339	63,285	77,065	13,780	45.3%
Contracted Services	1,860,415	74,083	155,035	80,952	992,201	1,240,277	248,076	46.7%
Equipment Repairs	31,500	1,711	2,625	914	14,849	21,000	6,151	52.9%
Security Services	150,000	11,607	12,500	893	103,941	100,000	(3,941)	30.7%
Fuel - CNG	1,290,000	105,524	107,500	1,976	952,838	860,000	(92,838)	26.1%
Fuel - Hydrogen	2,094,676	279,179	174,556	(104,622)	2,720,337	1,396,451	(1,323,886)	-29.9%
Tires	292,000	24,367	24,333	(34)	186,345	194,667	8,322	36.2%
Office Supplies	87,260	2,272	7,272	5,000	37,048	58,173	21,125	57.5%
Travel/Training	323,345	31,146	26,945	(4,201)	176,658	215,563	38,906	45.4%
Repair Parts	1,692,631	231,633	141,053	(90,580)	1,547,213	1,128,421	(418,792)	8.6%
Facility Maintenance	72,500	6,457	6,042	(415)	53,066	48,333	(4,733)	26.8%
Electricity - CNG & Hydrogen	652,000	53,574	54,333	760	435,404	434,667	(737)	33.2%
Natural Gas	1,483,750	76,144	123,646	47,501	698,695	989,167	290,472	52.9%
Water and Gas	16,000	821	1,333	512	6,746	10,667	3,921	57.8%
Insurance Losses	1,578,415	183,005	131,535	(51,471)	1,588,939	1,052,277	(536,663)	-0.7%
Insurance Premium - Property	235,000	21,132	19,583	(1,549)	158,073	156,667	(1,406)	32.7%
Repair Claims	15,000	-	1,250	1,250	33,510.62	10,000	(23,511)	-123.4%
Fuel Taxes	103,500	5,276	8,625	3,349	49,141	69,000	19,859	52.5%
Other Expenses	6,816,945	547,033	568,079	21,046	4,723,799	4,544,630	(179,169)	30.7%
Self Consumed Fuel	(4,038,056)	(157,222)	(336,505)	(179,283)	(1,353,160)	(2,692,037)	(1,338,878)	66.5%
<b>Total Operating Expenses (Before Depreciation)</b>	<b>50,500,000</b>	<b>4,434,124</b>	<b>4,208,333</b>	<b>(225,790)</b>	<b>37,836,974</b>	<b>33,666,667</b>	<b>(4,170,307)</b>	<b>25.1%</b>
<b>Operating Expenses in Excess of Operating Revenue</b>		<b>\$ (4,120,623)</b>			<b>\$ (35,190,029)</b>			
<b>Subsidies:</b>								
Local	7,000,000	635,004	583,333	(51,670)	5,422,915	4,666,667	(756,249)	22.5%
State	32,523,821	2,950,392	2,710,318	(240,073)	25,196,276	21,682,547	(3,513,728)	22.5%
Federal	5,900,123	535,228	491,677	(43,551)	4,570,838	3,933,415	(637,423)	22.5%
<b>Total Subsidies</b>	<b>45,423,944</b>	<b>4,120,623</b>	<b>3,785,329</b>	<b>(335,295)</b>	<b>35,190,029</b>	<b>30,282,629</b>	<b>(4,907,400)</b>	<b>22.5%</b>
<b>Net Operating Gain (Loss) After Subsidies</b>	<b>\$ (0)</b>	<b>\$ -</b>			<b>\$ -</b>			

SunLine Transit Agency  
Budget Variance Report  
February 2026

Description	FY26 Total Budget	Current Month			Fiscal Year to Date			
		Actual	Budget	Positive (Negative)	FYTD Actual	FY26 FYTD Budget	Positive (Negative)	Percentage Remaining
<b>Operating Expenses:</b>								
Wages & Benefits	33,197,521	2,676,986	2,766,460	89,474	22,289,554	22,131,681	(157,873)	32.9%
Services	7,126,058	525,985	593,838	67,853	5,534,057	4,750,705	(783,352)	22.3%
Fuels & Lubricants	3,515,476	397,758	292,956	(104,802)	3,734,409	2,343,651	(1,390,758)	-6.2%
Tires	292,000	24,367	24,333	(34)	186,345	194,667	8,322	36.2%
Materials and Supplies	2,331,591	285,002	194,299	(90,702)	1,885,424	1,554,394	(331,030)	19.1%
Utilities	2,573,750	165,905	214,479	48,574	1,397,746	1,715,833	318,087	45.7%
Casualty & Liability	4,333,415	426,022	361,118	(64,904)	3,544,026	2,888,943	(655,083)	18.2%
Taxes and Fees	103,500	5,276	8,625	3,349	49,141	69,000	19,859	52.5%
Miscellaneous Expenses	1,064,745	84,044	88,729	4,685	569,431	709,830	140,399	46.5%
Self Consumed Fuel	(4,038,056)	(157,222)	(336,505)	(179,283)	(1,353,160)	(2,692,037)	(1,338,878)	66.5%
<b>Total Operating Expenses (Before Depreciation)</b>	<b>50,500,000</b>	<b>4,434,124</b>	<b>4,208,333</b>	<b>(225,790)</b>	<b>37,836,974</b>	<b>33,666,667</b>	<b>(4,170,307)</b>	<b>25.1%</b>
<b>Revenues:</b>								
Passenger Revenue	1,974,505	145,048	164,542	(19,494)	1,187,393	1,316,337	(128,944)	39.9%
Other Revenue	3,101,551	168,452	258,463	(90,011)	1,459,552	2,067,700	(608,149)	52.9%
<b>Total Operating Revenue</b>	<b>5,076,056</b>	<b>313,500</b>	<b>423,005</b>	<b>(109,504)</b>	<b>2,646,945</b>	<b>3,384,037</b>	<b>(737,092)</b>	<b>47.9%</b>
<b>Net Operating Gain (Loss)</b>		<b>\$ (4,120,623)</b>			<b>\$ (35,190,029)</b>			
<b>Subsidies:</b>								
Local	7,000,000	635,004	583,333	(51,670)	5,422,915	4,666,667	(756,249)	22.5%
State	32,523,821	2,950,392	2,710,318	(240,073)	25,196,276	21,682,547	(3,513,728)	22.5%
Federal	5,900,123	535,228	491,677	(43,551)	4,570,838	3,933,415	(637,423)	22.5%
<b>Total Subsidies</b>	<b>45,423,944</b>	<b>4,120,623</b>	<b>3,785,329</b>	<b>(335,295)</b>	<b>35,190,029</b>	<b>30,282,629</b>	<b>(4,907,400)</b>	<b>22.5%</b>
<b>Net Operating Gain (Loss) After Subsidies</b>	<b>\$ (0)</b>	<b>\$ -</b>			<b>\$ -</b>			

**Budget Variance Analysis - SunLine Transit Agency**

**Passenger Revenue**

- Passenger fare revenues are below budgetary figures due to a decrease in ridership compared to FY25.
- As of February, ridership was at 3.0% below FY25 FYTD totals.
- Total system ridership was 56,173 trips below FY25 FYTD amounts.

**Ridership**

	FY25-February	FY26-February	Variance	%Δ
Fixed Route	225,077	221,597	(3,480)	-1.5%
Paratransit	8,955	7,925	(1,030)	-11.5%
SunRide	2,276	1,748	(528)	-23.2%
System Total	236,308	231,270	(5,038)	-2.1%

**Ridership**

	FYTD-FY25	FYTD-FY26	Variance	%Δ
Fixed Route	1,791,829	1,745,863	(45,966)	-2.6%
Paratransit	74,088	66,726	(7,362)	-9.9%
SunRide	17,312	14,467	(2,845)	-16.4%
System Total	1,883,229	1,827,056	(56,173)	-3.0%

**Other Revenue**

- The unfavorable variance in other revenue is primarily due to a decrease in outside CNG fueling revenue and lower emission credit revenue as a result of low credit values.

**Operator & Mechanic Salaries & Wages**

- The favorable variance in operator and mechanic wages are due to vacancies.

**Operator & Mechanic Overtime**

- The unfavorable variance is primarily attributed to overtime for fixed route operators due to vacant positions.

**Administration Salaries & Wages**

- Administrative salary and wage expenses are within an acceptable range of the budget.

**Administration Overtime**

- The unfavorable variance is primarily attributed to overtime in the Maintenance department to account for vacant positions & premium pay for holidays worked.

**Fringe Benefits**

- The unfavorable balance in fringe benefit expenses is primarily attributed to increases in benefit utilization.

**Communications**

- Communication expenses are within an acceptable range of the budget.

**Legal Services**

- The unfavorable variance in legal services is primarily due to greater utilization of legal services.

**Computer/Network Software Agreement**

- Software agreement expenditures are dependent on annual renewals of software agreements. Many renewals are completed at the beginning of the fiscal year.

**Uniforms**

- Uniform expenses are below the budgeted amount due to less utilization of uniform allowance and vacant positions.

**Contracted Services**

- Savings in contract services costs are primarily attributed to budgeted operating and maintenance costs for the hydrogen electrolyzer station that have not been incurred

**Equipment Repairs**

- Equipment repair expenses are within an acceptable range of the budget.

**Security Services**

- Security services are within an acceptable range of the budget.

**Fuel - CNG**

- CNG expenses are within an acceptable range of the budget.

**Fuel - Hydrogen**

- The unfavorable balance is due to a increase utilization of liquid hydrogen.

**Tires**

- Tire expenses are within an acceptable range of the budget.

**Office Supplies**

- Office supply expenses are within an acceptable range of the budget.

**Travel/Training**

- The favorable variance for travel & training savings can be attributed to different times at which training sessions are attended.

**Repair Parts**

- The unfavorable variance is primarily due to repairs related to fueling equipment and fixed route buses.

**Facility Maintenance**

- Fuel maintenance expenses are within an acceptable range of the budget.

**Electricity - CNG & Hydrogen**

- Electricity - CNG & Hydrogen expenses are within an acceptable range of the budget.

**Natural Gas**

- The positive variance is primarily attributed to lower usage of CNG fixed route vehicles over budgeted estimates for FY26.

**Water and Gas**

- Water and gas expenses are within an acceptable range of the budget.

**Insurance Losses**

- The variance in insurance losses is primarily due to a quarterly reconciliation to estimated losses from the Agency's risk pool.

**Insurance Premium - Property**

- Insurance premium expenses are within an acceptable range of the budget.

**Repair Claims**

- The unfavorable variance is primarily attributed due to the replacement of a bus stop shelter after a vehicle collision.

**Fuel Taxes**

- Fuel tax expenses are within an acceptable range of the budget.

**Other Expenses**

- Other expenses are within an acceptable range of the budget.

**Self-Consumed Fuel**

- The variance in primarily due to less than anticipated fuel utilized by the Agency.



Board Report

**AGENDA ITEM:** ACTION - CONSENT CALENDAR

**TO:** Finance/Audit Committee/Committee of the Whole Board of Directors

**FROM:** Luis Garcia, Chief Financial Officer

**SUBJECT:** Acceptance of Contracts Signed Between \$25,000 and \$250,000 for February 2026

**Recommendation:**

Recommend that the Board of Directors (Board) approve contracts signed between \$25,000 and \$250,000 for February 2026.

**Background:**

In accordance with Chapter 2, Section 1.2 of the Procurement Policy, the attached report summarizes SunLine’s contracts, purchase orders and amendments signed in excess of \$25,000 and less than \$250,000. This ensures the Board is aware of the obligations entered into under the CEO/General Manager’s authority.

There was one (1) contract, two (2) purchase orders and one (1) amendment completed in February 2026 between \$25,000 and \$250,000:

Vendor	Purpose	Amount
Complete Coach Works	Bus Repair	\$52,018.70
CV Strategies	Consulting	\$27,418.75
Vertosoft	Software	\$85,491.00
Rush Trucks	Bus Catalytic Converters (9)	\$199,665.00

**Financial Impact:**

There is no financial impact associated with this item.

**Strategic Priority:**

Resource Acquisition, Allocation, and Management: Prioritizes optimized resource management by effectively acquiring and allocating financial, human, and material resources to ensure operational excellence and long-term sustainability.

**In Collaboration with:**

N/A

**Approved/Reviewed by:**

Luis Garcia, Chief Financial Officer

**Attachments:**

- Contracts Signed Between \$25,000 and \$250,000 for February 2026

**Contracts Signed Between \$25,000 and \$250,000**  
**February 2026**

<b>Vendor</b>	<b>Product/Service</b>	<b>Need</b>	<b>Budgeted</b>	<b>Budgeted Amount</b>	<b>Cost</b>	<b>Type</b>
Complete Coach Works	Bus Repair	Repair Bus	\$52,018.70	\$52,018.70	\$52,018.70	Agreement
CV Strategies	Consulting	Strategic Communications Planning	\$27,418.75	\$27,418.75	\$27,418.75	Amendment
Vertosoft	Annual Software	Transit Management Renewal	\$85,491.00	\$85,491.00	\$85,491.00	Purchase Order
Rush Trucks	Bus Refurbishment	Bus Catalytic Converters (9)	\$199,665.00	\$199,665.00	\$199,665.00	Purchase Order



**Board Report**

**AGENDA ITEM:** ACTION - CONSENT CALENDAR

**TO:** Finance/Audit Committee/Committee of the Whole Board of Directors

**FROM:** Luis Garcia, Chief Financial Officer

**SUBJECT:** Acceptance of Union & Non-Union Pension Investment Asset Summary for February 2026

**Recommendation:**

Recommend that the Board of Directors (Board) approve union & non-union pension investment asset summary for February 2026.

**Background:**

For the month of February, SunLine’s investments fell within the approved range of investment type for the union and non-union assets.

Union:

Asset Class		Actual	Range
<b>Growth Assets</b>			
	Domestic Equity	32.2%	16% – 56%
	International Equity	19.2%	0% - 39%
	Other	7.8%	0% – 20%
<b>Income Assets</b>			
	Fixed Income	35.5%	25% - 65%
	Other	4.1%	0% – 20%
<b>Real Return Assets</b>		0.0%	0% – 20%
<b>Cash Equivalent</b>		1.2%	0% – 20%

Non-Union:

Asset Class		Actual	Range
<b>Growth Assets</b>			
	Domestic Equity	32.2%	16% - 56%
	International Equity	19.2%	0% - 39%
	Other	7.8%	0% - 20%
<b>Income Assets</b>			
	Fixed Income	35.4%	25% - 65%
	Other	4.1%	0% - 20%
<b>Real Return Assets</b>		0.0%	0% - 20%
<b>Cash Equivalents</b>		1.3%	0% - 20%

*Components may not sum to 100.0% due to rounding.*

For the month of February, the market value of assets increased by \$522,019 and \$529,006 for the union and non-union plans, respectively.

Month to Month Asset Comparison

Month	Market Value - Union	Market Value - Non-Union
January 2026	\$49,243,652	\$49,631,287
February 2026	\$49,765,671	\$50,160,293
Increase (Decrease)	\$522,019	\$529,006

**Financial Impact:**

There is no financial impact associated with this item.

**Strategic Priority:**

Resource Acquisition, Allocation, and Management: Prioritizes optimized resource management by effectively acquiring and allocating financial, human, and material resources to ensure operational excellence and long-term sustainability.

**In Collaboration with:**

N/A

**Approved/Reviewed by:**

Luis Garcia, Chief Financial Officer

**Attachments:**

- Union & Non-Union Pension Investment Asset Summary for February 2026



**Detail of Securities Held & Market Analytics**

For the Month Ending **February 28, 2026**

**SUNLINE EMPLOYEES RETIREMENT BARGAINING - [REDACTED]**

<b>Security Type/Description</b> <b>Dated Date/Coupon/Maturity</b>	<b>CUSIP</b>	<b>Ticker</b>	<b>Shares</b>	<b>Average</b> <b>Cost/Share</b>	<b>Original</b> <b>Cost</b>	<b>Market</b> <b>Price</b>	<b>Market</b> <b>Value</b>	<b>Unreal G/L</b> <b>on Cost</b>	<b>Percentage</b>
<b>Exchange-Traded Fund - Bond</b>									
ISHARES CORE U.S. AGGREGATE	464287226	8278395	4,049.00	98.87	400,324.63	101.40	410,568.60	10,243.97	0.83
ISHARES CORE U.S. AGGREGATE	464287226	8278395	6,446.00	92.76	597,930.32	101.40	653,624.40	55,694.08	1.31
ISHARES CORE U.S. AGGREGATE	464287226	8278395	7,159.00	97.77	699,934.71	101.40	725,922.60	25,987.89	1.46
ISHARES CORE U.S. AGGREGATE	464287226	8278395	3,307.00	96.40	318,794.80	101.40	335,329.80	16,535.00	0.67
ISHARES CORE U.S. AGGREGATE	464287226	8278395	3,322.00	99.12	329,276.64	101.40	336,850.80	7,574.16	0.68
ISHARES CORE U.S. AGGREGATE	464287226	8278395	16,903.00	98.64	1,667,311.92	101.40	1,713,964.20	46,652.28	3.44
ISHARES CORE U.S. AGGREGATE	464287226	8278395	7,165.00	97.84	701,023.60	101.40	726,531.00	25,507.40	1.46
<b>Security Type Sub-Total</b>			<b>48,351.00</b>		<b>4,714,596.62</b>	<b>709.80</b>	<b>4,902,791.40</b>	<b>188,194.78</b>	<b>9.85</b>
<b>Exchange-Traded Fund - Equity</b>									
SCHWAB US LARGE-CAP ETF	808524201	17333747	28,188.00	27.43	773,196.84	27.06	762,767.28	(10,429.56)	1.53
SCHWAB US LARGE-CAP ETF	808524201	17333747	39,046.00	22.81	890,639.26	27.06	1,056,584.76	165,945.50	2.12
SCHWAB US LARGE-CAP ETF	808524201	17333747	466,004.00	22.54	10,505,283.51	27.06	12,610,068.24	2,104,784.73	25.34
<b>Security Type Sub-Total</b>			<b>533,238.00</b>		<b>12,169,119.61</b>	<b>81.18</b>	<b>14,429,420.28</b>	<b>2,260,300.67</b>	<b>28.99</b>
<b>Money Market Mutual Fund</b>									
FIRST AM GOVT OBLIG-Z DTD 01/01/2010 0.000% --	31846V567	351477	586,829.45	1.00	586,829.45	100.00	586,829.45	0.00	1.18
<b>Security Type Sub-Total</b>			<b>586,829.45</b>		<b>586,829.45</b>	<b>100.00</b>	<b>586,829.45</b>	<b>0.00</b>	<b>1.18</b>
<b>Mutual Fund - Bond</b>									
BAIRD CORE PLUS BOND-INST	057071870	7001692	439,352.09	10.54	4,629,808.27	10.42	4,578,048.76	(51,759.51)	9.20
BBH LIMITED DURATION-I	05528X851	7344118	0.03	10.29	0.35	10.51	0.36	0.01	0.00
NUVEEN CORE BOND FUND-R6	87244W607	7580345	334,727.97	9.15	3,063,967.96	9.39	3,143,095.63	79,127.67	6.32
PGIM TOTAL RETURN BOND-R6	74440B884	168981	256,318.40	12.61	3,231,448.83	12.34	3,162,969.07	(68,479.76)	6.36
VOYA INTERMEDIATE BOND-R6	92913L569	IIBZX	208,577.58	9.56	1,994,224.07	8.96	1,868,855.13	(125,368.94)	3.76
<b>Security Type Sub-Total</b>			<b>1,238,976.07</b>		<b>12,919,449.48</b>	<b>51.62</b>	<b>12,752,968.95</b>	<b>(166,480.53)</b>	<b>25.64</b>
<b>Mutual Fund - Equity</b>									

**Detail of Securities Held & Market Analytics**

For the Month Ending **February 28, 2026**

**SUNLINE EMPLOYEES RETIREMENT BARGAINING - [REDACTED]**

<b>Security Type/Description</b>	<b>Dated Date/Coupon/Maturity</b>	<b>CUSIP</b>	<b>Ticker</b>	<b>Shares</b>	<b>Average Cost/Share</b>	<b>Original Cost</b>	<b>Market Price</b>	<b>Market Value</b>	<b>Unreal G/L on Cost</b>	<b>Percentage</b>
<b>Mutual Fund - Equity</b>										
COLUMBIA SMALL CAP GRW-INST3		19765Y340	195897	22,010.26	33.00	726,433.26	36.30	798,972.51	72,539.25	1.61
FIDELITY EMRG MRKT INDX		316146331	26545809	103,712.20	11.50	1,193,179.38	15.64	1,622,058.82	428,879.44	3.26
FIDELITY INTL INDX		315911727	308475	44,142.93	56.26	2,483,514.07	66.88	2,952,279.13	468,765.06	5.93
GLDMN SCHS GQG PRT INTL-R6		38147N269	GSIX	43,929.40	19.83	870,974.41	24.83	1,090,766.96	219,792.55	2.19
HRDNG LVNR INTL EQTY-INST		412295107	175052	0.00	25.00	0.02	30.34	0.02	0.00	0.00
JANUS HNDRSN OVERSEAS-N		47103D835	JANUS	26,607.72	51.08	1,359,065.32	62.42	1,660,853.59	301,788.27	3.34
MFS INTL DIVERSIFICAT-R6		552743544	9214518	73,060.56	26.33	1,923,620.14	30.47	2,226,155.21	302,535.07	4.47
PIMCO RAE US SMALL-INST		72202L421	45833025	66,432.56	12.11	804,739.33	12.26	814,463.15	9,723.82	1.64

**Security Type Sub-Total** **379,895.62** **9,361,525.93** **279.14** **11,165,549.39** **1,804,023.46** **22.44**

**Separate Account**

ATEL PRIVATE DEBT FUND II DTD 01/01/2010 0.000% --	ATEL00019	AL406	45,325.00	1.00	45,325.00	100.00	45,325.00	0.00	0.09
ATEL PRIVATE DEBT FUND II DTD 01/01/2010 0.000% --	ATEL00019	AL406	45,325.00	1.00	45,325.00	100.00	45,325.00	0.00	0.09
ATEL PRIVATE DEBT FUND II DTD 01/01/2010 0.000% --	ATEL00019	AL406	29,588.71	1.00	29,588.71	100.00	29,588.71	0.00	0.06
ATEL PRIVATE DEBT FUND II DTD 01/01/2010 0.000% --	ATEL00019	AL406	45,325.00	1.00	45,325.00	100.00	45,325.00	0.00	0.09
ATEL PRIVATE DEBT FUND II DTD 01/01/2010 0.000% --	ATEL00019	AL406	45,325.00	1.00	45,325.00	100.00	45,325.00	0.00	0.09
ATEL PRIVATE DEBT FUND II DTD 01/01/2010 0.000% --	ATEL00019	AL406	49,000.00	1.00	49,000.00	100.00	49,000.00	0.00	0.10
ATEL PRIVATE DEBT FUND II DTD 01/01/2010 0.000% --	ATEL00019	AL406	7,183.71	1.00	7,183.71	100.00	7,183.71	0.00	0.01
ATEL PRIVATE DEBT FUND II DTD 01/01/2010 0.000% --	ATEL00019	AL406	49,000.00	1.00	49,000.00	100.00	49,000.00	0.00	0.10
ATEL PRIVATE DEBT FUND II DTD 01/01/2010 0.000% --	ATEL00019	AL406	71,383.04	1.00	71,383.04	100.00	71,383.04	0.00	0.14
ATEL PRIVATE DEBT FUND II DTD 01/01/2010 0.000% --	ATEL00019	AL406	45,325.00	1.00	45,325.00	100.00	45,325.00	0.00	0.09

**Detail of Securities Held & Market Analytics**

For the Month Ending **February 28, 2026**

**SUNLINE EMPLOYEES RETIREMENT BARGAINING - [REDACTED]**

<b>Security Type/Description Dated Date/Coupon/Maturity</b>	<b>CUSIP</b>	<b>Ticker</b>	<b>Shares</b>	<b>Average Cost/Share</b>	<b>Original Cost</b>	<b>Market Price</b>	<b>Market Value</b>	<b>Unreal G/L on Cost</b>	<b>Percentage</b>
<b>Separate Account</b>									
BLACKSTONE INFRASTRUCTURE DTD 10/01/2024 0.000% --	BKSTONE63	AL495	156,834.00	1.00	156,834.00	100.00	156,834.00	0.00	0.32
BLACKSTONE INFRASTRUCTURE DTD 10/01/2024 0.000% --	BKSTONE63	AL495	900,000.00	1.00	900,000.00	100.00	900,000.00	0.00	1.81
GOLUB CAPITAL XIV INT'L DTD 01/01/2010 0.000% --	GOLUB0090	AL467	180,000.00	1.00	180,000.00	100.00	180,000.00	0.00	0.36
GOLUB CAPITAL XIV INT'L DTD 01/01/2010 0.000% --	GOLUB0090	AL467	1,001,633.00	1.00	1,001,633.00	100.00	1,001,633.00	0.00	2.01
GOLUB CAPITAL XIV INT'L DTD 01/01/2010 0.000% --	GOLUB0090	AL467	408,495.00	1.00	408,495.00	100.00	408,495.00	0.00	0.82
NB Secondary Opps Offshore V DTD 01/01/2010 0.000% --	NBSOFV007	AL425	130,837.59	1.00	130,837.59	100.00	130,837.59	0.00	0.26
NB Secondary Opps Offshore V DTD 01/01/2010 0.000% --	NBSOFV007	AL425	73,423.62	1.00	73,423.62	100.00	73,423.62	0.00	0.15
NB Secondary Opps Offshore V DTD 01/01/2010 0.000% --	NBSOFV007	AL425	252,000.00	1.00	252,000.00	100.00	252,000.00	0.00	0.51
NB Secondary Opps Offshore V DTD 01/01/2010 0.000% --	NBSOFV007	AL425	127,930.57	1.00	127,930.57	100.00	127,930.57	0.00	0.26
NB Secondary Opps Offshore V DTD 01/01/2010 0.000% --	NBSOFV007	AL425	848,173.81	1.00	848,173.81	100.00	848,173.81	0.00	1.70
NB Secondary Opps Offshore V DTD 01/01/2010 0.000% --	NBSOFV007	AL425	309,750.00	1.00	309,750.00	100.00	309,750.00	0.00	0.62
NB Secondary Opps Offshore V DTD 01/01/2010 0.000% --	NBSOFV007	AL425	58,570.33	1.00	58,570.33	100.00	58,570.33	0.00	0.12
NB Secondary Opps Offshore V DTD 01/01/2010 0.000% --	NBSOFV007	AL425	91,315.75	1.00	91,315.75	100.00	91,315.75	0.00	0.18
NB Secondary Opps Offshore V DTD 01/01/2010 0.000% --	NBSOFV007	AL425	204,378.01	1.00	204,378.01	100.00	204,378.01	0.00	0.41
NB Secondary Opps Offshore V DTD 01/01/2010 0.000% --	NBSOFV007	AL425	30,795.20	1.00	30,795.20	100.00	30,795.20	0.00	0.06
NB Secondary Opps Offshore V DTD 01/01/2010 0.000% --	NBSOFV007	AL425	180,319.43	1.00	180,319.43	100.00	180,319.43	0.00	0.36

**Detail of Securities Held & Market Analytics**

For the Month Ending **February 28, 2026**

SUNLINE EMPLOYEES RETIREMENT BARGAINING - [REDACTED]									
Security Type/Description Dated Date/Coupon/Maturity	CUSIP	Ticker	Shares	Average Cost/Share	Original Cost	Market Price	Market Value	Unreal G/L on Cost	Percentage
<b>Separate Account</b>									
NB Secondary Opps Offshore V DTD 01/01/2010 0.000% --	NBSOFV007	AL425	173,360.99	1.00	173,360.99	100.00	173,360.99	0.00	0.35
NB Secondary Opps Offshore V DTD 01/01/2010 0.000% --	NBSOFV007	AL425	147,000.00	1.00	147,000.00	100.00	147,000.00	0.00	0.30
NB Secondary Opps Offshore V DTD 01/01/2010 0.000% --	NBSOFV007	AL425	80,433.93	1.00	80,433.93	100.00	80,433.93	0.00	0.16
NB Secondary Opps Offshore V DTD 01/01/2010 0.000% --	NBSOFV007	AL425	35,079.99	1.00	35,079.99	100.00	35,079.99	0.00	0.07
NB Secondary Opps Offshore V DTD 01/01/2010 0.000% --	NBSOFV007	AL425	105,000.00	1.00	105,000.00	100.00	105,000.00	0.00	0.21
<b>Security Type Sub-Total</b>			<b>5,928,111.68</b>		<b>5,928,111.68</b>	<b>3,100.00</b>	<b>5,928,111.68</b>	<b>0.00</b>	<b>11.90</b>
<b>Managed Account Sub-Total</b>			<b>8,715,401.82</b>		<b>45,679,632.77</b>	<b>4,321.74</b>	<b>49,765,671.15</b>	<b>4,086,038.38</b>	<b>100.00</b>
<b>Securities Sub-Total</b>			<b>\$8,715,401.82</b>		<b>\$45,679,632.77</b>	<b>\$4,321.74</b>	<b>\$49,765,671.15</b>	<b>\$4,086,038.38</b>	<b>100.00%</b>
<b>Accrued Interest</b>							<b>\$0.00</b>		
<b>Total Investments</b>							<b>\$49,765,671.15</b>		



**Detail of Securities Held & Market Analytics**

For the Month Ending **February 28, 2026**

**SUNLINE EMPLOYEES RETIREMENT NON-BARGAI - [REDACTED]**

<b>Security Type/Description</b> <b>Dated Date/Coupon/Maturity</b>	<b>CUSIP</b>	<b>Ticker</b>	<b>Shares</b>	<b>Average</b> <b>Cost/Share</b>	<b>Original</b> <b>Cost</b>	<b>Market</b> <b>Price</b>	<b>Market</b> <b>Value</b>	<b>Unreal G/L</b> <b>on Cost</b>	<b>Percentage</b>
<b>Exchange-Traded Fund - Bond</b>									
ISHARES CORE U.S. AGGREGATE	464287226	8278395	4,049.00	98.87	400,324.63	101.40	410,568.60	10,243.97	0.82
ISHARES CORE U.S. AGGREGATE	464287226	8278395	7,146.00	97.84	699,164.64	101.40	724,604.40	25,439.76	1.44
ISHARES CORE U.S. AGGREGATE	464287226	8278395	6,272.00	92.76	581,790.09	101.40	635,980.80	54,190.71	1.27
ISHARES CORE U.S. AGGREGATE	464287226	8278395	3,372.00	99.12	334,232.64	101.40	341,920.80	7,688.16	0.68
ISHARES CORE U.S. AGGREGATE	464287226	8278395	3,317.00	96.40	319,758.80	101.40	336,343.80	16,585.00	0.67
ISHARES CORE U.S. AGGREGATE	464287226	8278395	17,290.00	98.64	1,705,485.60	101.40	1,753,206.00	47,720.40	3.50
ISHARES CORE U.S. AGGREGATE	464287226	8278395	6,136.00	97.77	599,916.11	101.40	622,190.40	22,274.29	1.24
<b>Security Type Sub-Total</b>			<b>47,582.00</b>		<b>4,640,672.51</b>	<b>709.80</b>	<b>4,824,814.80</b>	<b>184,142.29</b>	<b>9.62</b>
<b>Exchange-Traded Fund - Equity</b>									
SCHWAB US LARGE-CAP ETF	808524201	17333747	43,384.00	22.81	989,589.04	27.06	1,173,971.04	184,382.00	2.34
SCHWAB US LARGE-CAP ETF	808524201	17333747	464,498.00	22.54	10,471,333.25	27.06	12,569,315.88	2,097,982.63	25.06
SCHWAB US LARGE-CAP ETF	808524201	17333747	29,369.00	27.43	805,591.67	27.06	794,725.14	(10,866.53)	1.58
<b>Security Type Sub-Total</b>			<b>537,251.00</b>		<b>12,266,513.96</b>	<b>81.18</b>	<b>14,538,012.06</b>	<b>2,271,498.10</b>	<b>28.98</b>
<b>Money Market Mutual Fund</b>									
FIRST AM GOVT OBLIG-Z DTD 01/01/2010 0.000% --	31846V567	351477	693,368.52	1.00	693,368.52	100.00	693,368.52	0.00	1.38
<b>Security Type Sub-Total</b>			<b>693,368.52</b>		<b>693,368.52</b>	<b>100.00</b>	<b>693,368.52</b>	<b>0.00</b>	<b>1.38</b>
<b>Mutual Fund - Bond</b>									
BAIRD CORE PLUS BOND-INST	057071870	7001692	448,280.40	10.52	4,718,005.69	10.42	4,671,081.77	(46,923.92)	9.31
BBH LIMITED DURATION-I	05528X851	7344118	0.03	10.29	0.35	10.51	0.36	0.01	0.00
NUVEEN CORE BOND FUND-R6	87244W607	7580345	334,727.97	9.15	3,063,967.96	9.39	3,143,095.63	79,127.67	6.27
PGIM TOTAL RETURN BOND-R6	74440B884	168981	260,243.78	12.59	3,275,255.80	12.34	3,211,408.22	(63,847.58)	6.40
VOYA INTERMEDIATE BOND-R6	92913L569	IIBZX	210,036.37	9.57	2,009,817.58	8.96	1,881,925.82	(127,891.76)	3.75
<b>Security Type Sub-Total</b>			<b>1,253,288.55</b>		<b>13,067,047.38</b>	<b>51.62</b>	<b>12,907,511.80</b>	<b>(159,535.58)</b>	<b>25.73</b>
<b>Mutual Fund - Equity</b>									

**Detail of Securities Held & Market Analytics**

For the Month Ending **February 28, 2026**

SUNLINE EMPLOYEES RETIREMENT NON-BARGAI - [REDACTED]										
Security Type/Description	Dated Date/Coupon/Maturity	CUSIP	Ticker	Shares	Average Cost/Share	Original Cost	Market Price	Market Value	Unreal G/L on Cost	Percentage
<b>Mutual Fund - Equity</b>										
COLUMBIA SMALL CAP GRW-INST3		19765Y340	195897	22,176.78	33.07	733,466.14	36.30	805,017.26	71,551.12	1.60
FIDELITY EMRG MRKT INDX		316146331	26545809	104,334.17	11.50	1,200,334.94	15.64	1,631,786.39	431,451.45	3.25
FIDELITY INTL INDX		315911727	308475	44,830.95	56.26	2,522,137.01	66.88	2,998,293.60	476,156.59	5.98
GLDMN SCHS GQG PRT INTL-R6		38147N269	GSIX	44,191.90	19.85	877,066.00	24.83	1,097,284.94	220,218.94	2.19
HRTFRD SCHR EM MRKT EQ-SDR		41665H789	10575468	0.00	20.00	0.02	26.84	0.03	0.01	0.00
JANUS HNDRSN OVERSEAS-N		47103D835	JANUS	26,755.56	51.08	1,366,612.70	62.42	1,670,081.86	303,469.16	3.33
MFS INTL DIVERSIFICAT-R6		552743544	9214518	73,470.40	26.33	1,934,399.24	30.47	2,238,643.02	304,243.78	4.46
PIMCO RAE US SMALL-INST		72202L421	45833025	67,485.09	12.10	816,844.95	12.26	827,367.24	10,522.29	1.65
<b>Security Type Sub-Total</b>				<b>383,244.85</b>		<b>9,450,861.00</b>	<b>275.64</b>	<b>11,268,474.34</b>	<b>1,817,613.34</b>	<b>22.46</b>
<b>Separate Account</b>										
ATEL PRIVATE DEBT FUND II DTD 01/01/2010 0.000% --		ATEL00020	AL407	29,588.71	1.00	29,588.71	100.00	29,588.71	0.00	0.06
ATEL PRIVATE DEBT FUND II DTD 01/01/2010 0.000% --		ATEL00020	AL407	49,000.00	1.00	49,000.00	100.00	49,000.00	0.00	0.10
ATEL PRIVATE DEBT FUND II DTD 01/01/2010 0.000% --		ATEL00020	AL407	49,000.00	1.00	49,000.00	100.00	49,000.00	0.00	0.10
ATEL PRIVATE DEBT FUND II DTD 01/01/2010 0.000% --		ATEL00020	AL407	45,325.00	1.00	45,325.00	100.00	45,325.00	0.00	0.09
ATEL PRIVATE DEBT FUND II DTD 01/01/2010 0.000% --		ATEL00020	AL407	45,325.00	1.00	45,325.00	100.00	45,325.00	0.00	0.09
ATEL PRIVATE DEBT FUND II DTD 01/01/2010 0.000% --		ATEL00020	AL407	45,325.00	1.00	45,325.00	100.00	45,325.00	0.00	0.09
ATEL PRIVATE DEBT FUND II DTD 01/01/2010 0.000% --		ATEL00020	AL407	45,325.00	1.00	45,325.00	100.00	45,325.00	0.00	0.09
ATEL PRIVATE DEBT FUND II DTD 01/01/2010 0.000% --		ATEL00020	AL407	7,183.83	1.00	7,183.83	100.00	7,183.83	0.00	0.01
ATEL PRIVATE DEBT FUND II DTD 01/01/2010 0.000% --		ATEL00020	AL407	45,325.00	1.00	45,325.00	100.00	45,325.00	0.00	0.09
ATEL PRIVATE DEBT FUND II DTD 01/01/2010 0.000% --		ATEL00020	AL407	71,382.92	1.00	71,382.92	100.00	71,382.92	0.00	0.14

**Detail of Securities Held & Market Analytics**

For the Month Ending **February 28, 2026**

SUNLINE EMPLOYEES RETIREMENT NON-BARGAI - [REDACTED]										
Security Type/Description Dated Date/Coupon/Maturity	CUSIP	Ticker	Shares	Average Cost/Share	Original Cost	Market Price	Market Value	Unreal G/L on Cost	Percentage	
<b>Separate Account</b>										
BLACKSTONE INFRASTRUCTURE DTD 10/01/2024 0.000% --	BKSTONE64	AL496	156,834.00	1.00	156,834.00	100.00	156,834.00	0.00	0.31	
BLACKSTONE INFRASTRUCTURE DTD 10/01/2024 0.000% --	BKSTONE64	AL496	900,000.00	1.00	900,000.00	100.00	900,000.00	0.00	1.79	
GOLUB CAPITAL XIV INT'L DTD 01/01/2010 0.000% --	GOLUB0091	AL468	1,001,633.00	1.00	1,001,633.00	100.00	1,001,633.00	0.00	2.01	
GOLUB CAPITAL XIV INT'L DTD 01/01/2010 0.000% --	GOLUB0091	AL468	180,000.00	1.00	180,000.00	100.00	180,000.00	0.00	0.36	
GOLUB CAPITAL XIV INT'L DTD 01/01/2010 0.000% --	GOLUB0091	AL468	408,495.00	1.00	408,495.00	100.00	408,495.00	0.00	0.81	
NB Secondary Opps Offshore V DTD 01/01/2010 0.000% --	NBSOFV008	AL426	130,837.59	1.00	130,837.59	100.00	130,837.59	0.00	0.26	
NB Secondary Opps Offshore V DTD 01/01/2010 0.000% --	NBSOFV008	AL426	252,000.00	1.00	252,000.00	100.00	252,000.00	0.00	0.50	
NB Secondary Opps Offshore V DTD 01/01/2010 0.000% --	NBSOFV008	AL426	127,930.57	1.00	127,930.57	100.00	127,930.57	0.00	0.26	
NB Secondary Opps Offshore V DTD 01/01/2010 0.000% --	NBSOFV008	AL426	105,000.00	1.00	105,000.00	100.00	105,000.00	0.00	0.21	
NB Secondary Opps Offshore V DTD 01/01/2010 0.000% --	NBSOFV008	AL426	73,423.62	1.00	73,423.62	100.00	73,423.62	0.00	0.15	
NB Secondary Opps Offshore V DTD 01/01/2010 0.000% --	NBSOFV008	AL426	309,750.00	1.00	309,750.00	100.00	309,750.00	0.00	0.62	
NB Secondary Opps Offshore V DTD 01/01/2010 0.000% --	NBSOFV008	AL426	173,360.99	1.00	173,360.99	100.00	173,360.99	0.00	0.35	
NB Secondary Opps Offshore V DTD 01/01/2010 0.000% --	NBSOFV008	AL426	91,315.75	1.00	91,315.75	100.00	91,315.75	0.00	0.18	
NB Secondary Opps Offshore V DTD 01/01/2010 0.000% --	NBSOFV008	AL426	147,000.00	1.00	147,000.00	100.00	147,000.00	0.00	0.29	
NB Secondary Opps Offshore V DTD 01/01/2010 0.000% --	NBSOFV008	AL426	180,319.43	1.00	180,319.43	100.00	180,319.43	0.00	0.36	
NB Secondary Opps Offshore V DTD 01/01/2010 0.000% --	NBSOFV008	AL426	204,378.01	1.00	204,378.01	100.00	204,378.01	0.00	0.41	

**Detail of Securities Held & Market Analytics**

For the Month Ending **February 28, 2026**

SUNLINE EMPLOYEES RETIREMENT NON-BARGAI - [REDACTED]

<b>Security Type/Description</b> <b>Dated Date/Coupon/Maturity</b>	<b>CUSIP</b>	<b>Ticker</b>	<b>Shares</b>	<b>Average Cost/Share</b>	<b>Original Cost</b>	<b>Market Price</b>	<b>Market Value</b>	<b>Unreal G/L on Cost</b>	<b>Percentage</b>
<b>Separate Account</b>									
NB Secondary Opps Offshore V DTD 01/01/2010 0.000% --	NBSOFV008	AL426	848,173.81	1.00	848,173.81	100.00	848,173.81	0.00	1.69
NB Secondary Opps Offshore V DTD 01/01/2010 0.000% --	NBSOFV008	AL426	35,079.99	1.00	35,079.99	100.00	35,079.99	0.00	0.07
NB Secondary Opps Offshore V DTD 01/01/2010 0.000% --	NBSOFV008	AL426	80,433.93	1.00	80,433.93	100.00	80,433.93	0.00	0.16
NB Secondary Opps Offshore V DTD 01/01/2010 0.000% --	NBSOFV008	AL426	30,795.20	1.00	30,795.20	100.00	30,795.20	0.00	0.06
NB Secondary Opps Offshore V DTD 01/01/2010 0.000% --	NBSOFV008	AL426	58,570.33	1.00	58,570.33	100.00	58,570.33	0.00	0.12
<b>Security Type Sub-Total</b>			<b>5,928,111.68</b>		<b>5,928,111.68</b>	<b>3,100.00</b>	<b>5,928,111.68</b>	<b>0.00</b>	<b>11.83</b>
<b>Managed Account Sub-Total</b>			<b>8,842,846.60</b>		<b>46,046,575.05</b>	<b>4,318.24</b>	<b>50,160,293.20</b>	<b>4,113,718.15</b>	<b>100.00</b>
<b>Securities Sub-Total</b>			<b>\$8,842,846.60</b>		<b>\$46,046,575.05</b>	<b>\$4,318.24</b>	<b>\$50,160,293.20</b>	<b>\$4,113,718.15</b>	<b>100.00%</b>
<b>Accrued Interest</b>							<b>\$0.00</b>		
<b>Total Investments</b>							<b>\$50,160,293.20</b>		



Board Report

April 22, 2026

**AGENDA ITEM:** ACTION - CONSENT CALENDAR

**TO:** Finance/Audit Committee/Committee of the Whole Board of Directors

**FROM:** Daren Tatham, Assistant Transit Planner

**SUBJECT:** Acceptance of Ridership Report for February 2026

**Recommendation:**

Recommend that the Board of Directors (Board) approve the Ridership Report for February 2026.

**Background:**

	Monthly Ridership		Monthly Variance	
	Feb-25	Feb-26	Net	Percent
Fixed Route	225,077	221,597	(3,480)	(1.5%)
SunRide	2,276	1,748	(528)	(23.2%)
Taxi Voucher*	82	109	27	32.9%
SunDial	8,955	7,925	(1,030)	(11.5%)
<b>Total</b>	<b>236,390</b>	<b>231,379</b>	<b>(5,011)</b>	<b>(2.1%)</b>

\*Taxi Voucher rides are included for the system total; however, they are not NTD reportable.

Yearly Ridership	
<b>Fiscal Year 2026</b>	1,828,173
<b>Fiscal Year 2025</b>	1,884,335
<b>Ridership Increase</b>	<b>(56,162)</b>

Fiscal year to date system ridership decreased by 56,162 rides or 2.98% compared to the previous fiscal year. The baseline of the attached COVID-19 Recovery chart is calendar year 2020, this allows a comparison of three (3) years.

**Financial Impact:**

There is no financial impact associated with this item.

**Strategic Priority:**

Service Reliability: Our commitment to service reliability centers on building ridership trust by delivering a seamless transit experience and being there when we say we're going to be there.

**In Collaboration with:**

Anthony R. Parham Sr., Paratransit Operations Manager  
Jill Plaza, Taxi/Contracted Transportation Services Administrator

**Approved/Reviewed by:**

David Legarreta, Financial Analyst

**Attachments:**

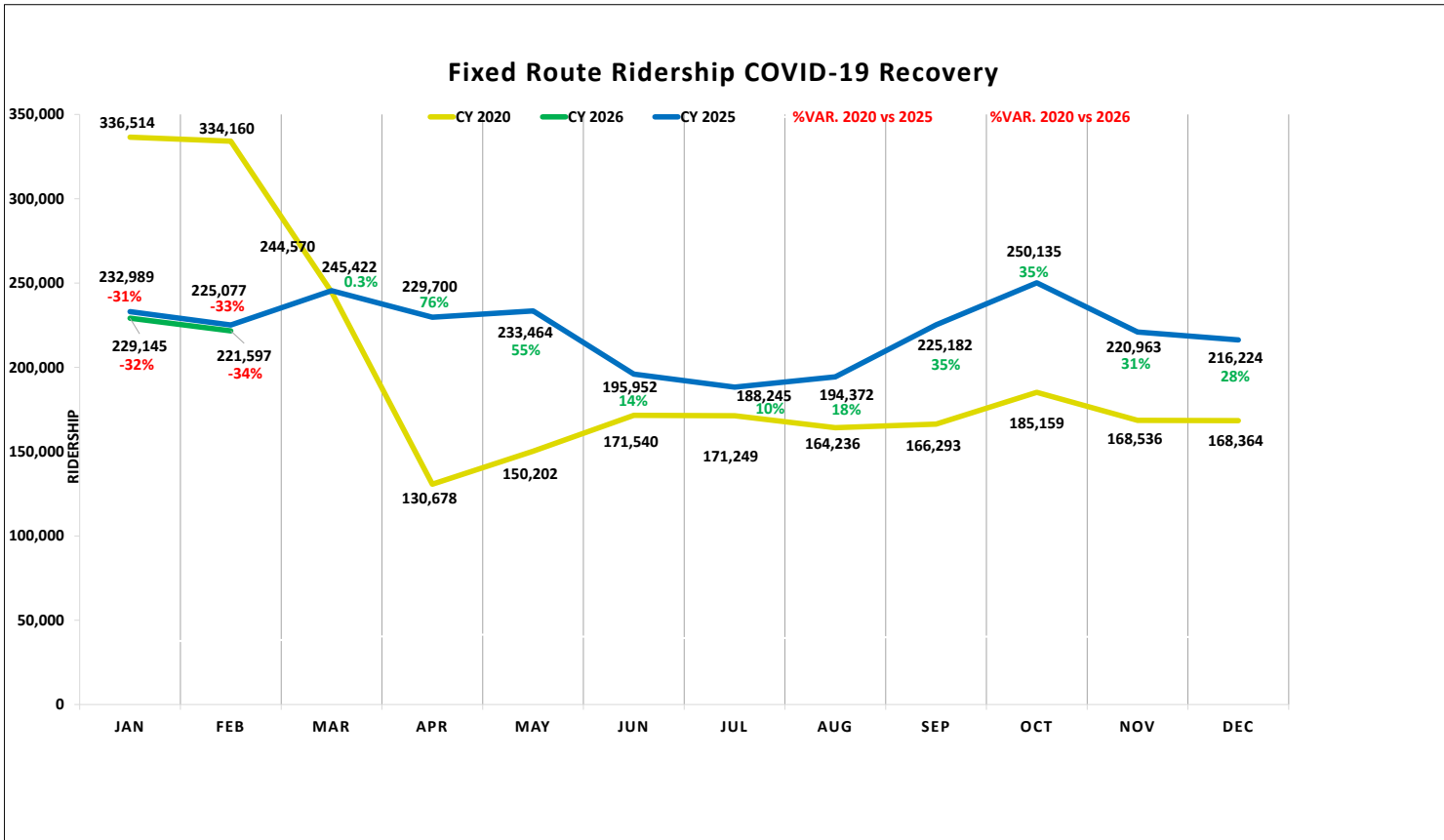
- Monthly Ridership Report – February 2026
- Ridership COVID-19 Recovery – February 2026



## SunLine Transit Agency Monthly Ridership Report February 2026

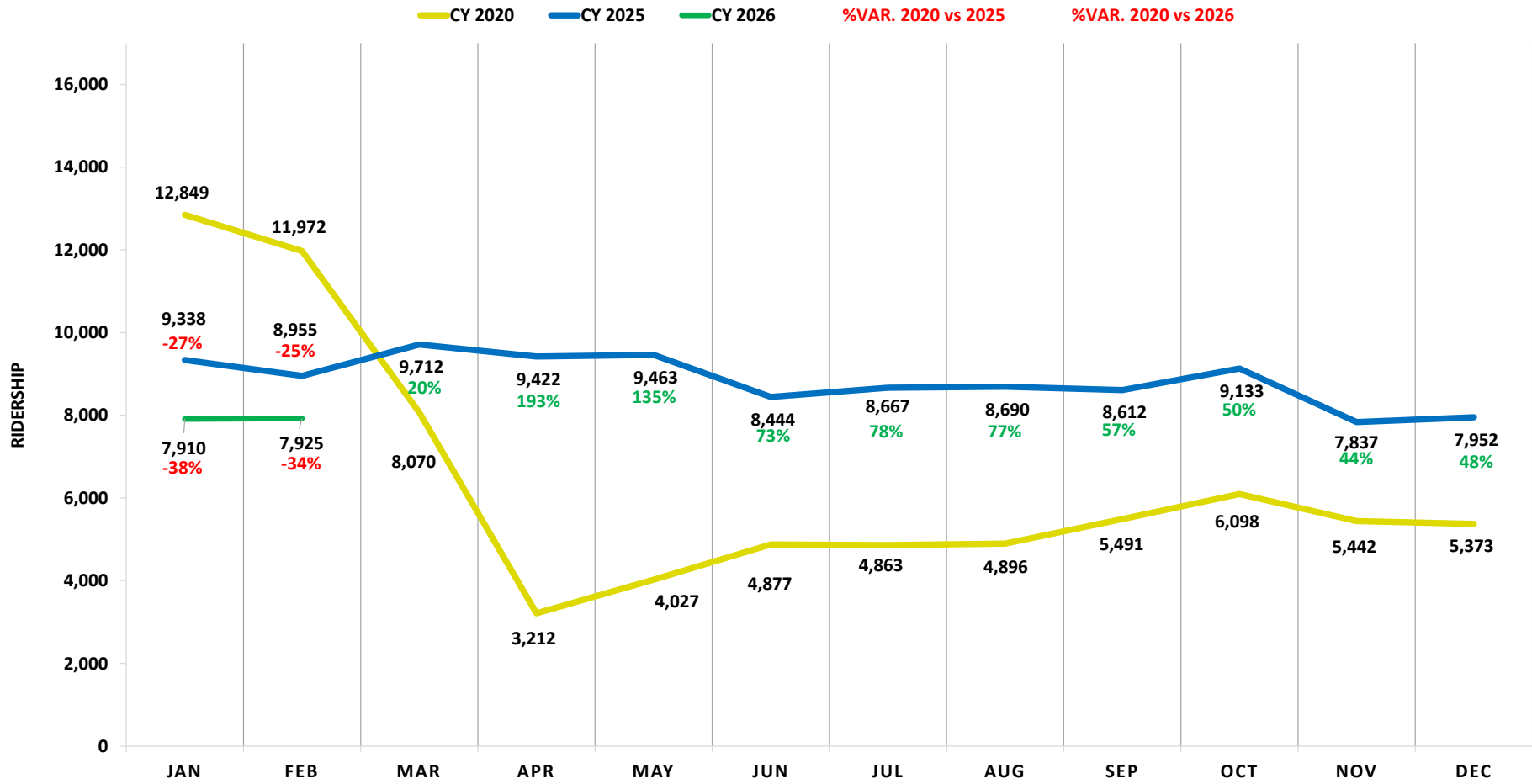
Fixed Route		FY 2025		FY 2026		Monthly KPI		Bikes		Wheelchairs	
		Feb 2025	Feb 2026	YTD	YTD	Passengers/ Rev. Hours	Passengers/ Rev. Miles	Monthly	FYTD	Monthly	FYTD
Route 1EV	Coachella - Hwy 111 - Palm Desert Mall	49,568	46,164	395,768	352,808	18.3	1.5	1,797	14,021	347	2,216
Route 1WV	Palm Springs - Hwy 111 - Palm Desert Mall	37,694	35,225	305,501	308,142	15.9	1.4	1,085	10,264	252	2,115
Route 2	Desert Hot Springs - Palm Springs - Cathedral City	59,953	59,677	513,440	488,639	18.0	1.3	1,803	13,037	512	3,705
Route 3	Desert Hot Springs - Desert Edge	7,211	8,419	62,148	62,307	10.3	0.6	229	1,954	55	544
Route 4	Thousand Palms - Palm Springs	19,410	15,832	158,033	153,403	11.8	0.8	410	3,644	77	882
Route 5	Desert Hot Springs - CSUSB - Palm Desert	2,765	3,427	20,681	25,493	7.5	0.3	116	974	23	167
Route 6	Coachella - Fred Waring - Westfield Palm Desert	4,980	8,165	35,834	45,991	10.4	0.8	251	1,717	40	251
Route 7	Bermuda Dunes - Indian Wells - La Quinta	8,078	7,485	60,306	59,183	9.5	0.7	329	2,683	89	353
Route 8	North Indio - Coachella -Thermal/Mecca	16,198	15,268	128,529	120,265	10.1	0.7	522	3,638	97	759
Route 9	North Shore - Mecca - Oasis	4,925	6,329	34,763	39,730	8.8	0.4	67	578	4	197
Route 10	Indio - CSUSB - San Bernardino - Metrolink	3,983	4,125	26,064	25,779	18.5	0.2	30	2,122	9	344
Route 14	Thousand Palms - Westfield Palm Desert		3,668		7,248	6.6	0.4	91	234	16	38
Route 200 SB	Palm Springs High School AM Tripper	209	155	1,269	1,110	13.1	0.6	-	4	-	1
Route 500 SB	Westfield Palm Desert PM Tripper	226	82	977	452	3.9	0.6	2	14	-	1
Route 700 SB/NB	Harris / Washington - Calle Madrid / Ave Vallejo AM Tripper	440	403	1,857	2,568	18.5	1.2	3	10	-	-
Route 701 SB/NB	Harris / Washington - Calle Madrid / Ave Vallejo PM Tripper	992	843	6,150	4,782	42.7	2.8	-	9	2	5
Route 800 NB	Shadow Hills High School AM Tripper	8,445	6,330	40,510	47,963	116.2	5.4	2	78	1	14
	<b>Fixed Route Total</b>	<b>225,077</b>	<b>221,597</b>	<b>1,791,829</b>	<b>1,745,863</b>			<b>6,737</b>	<b>54,981</b>	<b>1,524</b>	<b>11,592</b>
SunRide		2,276	1,748	17,312	14,467						
Taxi Voucher		82	109	1,106	1,117						
SunDial		8,955	7,925	74,088	66,726						
	<b>System Total</b>	<b>236,390</b>	<b>231,379</b>	<b>1,884,335</b>	<b>1,828,173</b>						
		<b>Feb-25</b>	<b>Feb-26</b>								
	Weekdays:	20	20								
	Saturdays:	4	4								
	Sundays:	4	4								
	<b>Total Days:</b>	<b>28</b>	<b>28</b>								

Mobile Ticketing contributed with 48,432 rides, the total for February 2026 includes 109 paratransit mobile tickets.



The COVID-19 pandemic caused a major national and global disruption with closures of businesses, schools and entertainment venues due to the implementation of national and statewide public health policies. Variances are in red close to their corresponding ridership number. 2024 and 2025 are referring to the baseline of 2020. CY 2020 will remain on the chart since it is the baseline needed to compare ridership recovery for CY 2024 & CY 2025. CY 2021/2022/2023 have been removed to reflect the two (2) most recent years in recovery.

## Paratransit Ridership COVID-19 Recovery



The COVID-19 pandemic caused a major national and global disruption with closures of businesses, schools and entertainment venues due to the implementation of national and statewide public health policies. Variances are in red close to their corresponding ridership number. 2024 and 2025 are referring to the baseline of 2020.

CY 2020 will remain on the chart since it is the baseline needed to compare ridership recovery for CY 2024 & CY 2025. CY 2021 - CY 2023 have been removed to reflect the two (2) most recent years in recovery.



**Board Report**

**AGENDA ITEM:** ACTION - CONSENT CALENDAR

**TO:** Finance/Audit Committee/Committee of the Whole  
Board of Directors

**FROM:** Anthony R. Parham Sr., Paratransit Operations Manager

**SUBJECT:** Acceptance of SunDial Operational Notes for February 2026

---

**Recommendation:**

Recommend that the Board of Directors (Board) approve SunDial Operational Notes for February 2026.

**Background:**

Due to ongoing bus technology upgrades, on-time performance (OTP) reporting will be temporarily paused to ensure data accuracy during system testing and calibration. Reporting will resume once the new system is fully implemented and validated.

The total number of trips for the month of February 2026 was 7,471, which is a decrease of 985 trips or 11.6% when compared to February 2025. The total number of passengers for the month of February 2026 was 7,925, which is a decrease of 1,014 passengers or 11.3% when compared to February 2025. Mobility device boarding's for February 2026 decreased by 82 or 7.5% when compared to February 2025. During this month, the Field Supervisors conducted a total of 68 onboard inspections and 60 safety evaluations, which included pre-trip inspections and trailing evaluations. The Field Supervisors have exceeded their monthly on-board evaluation's goal of 60 by 8, which is a decrease of 17.0% when compared to February 2025. Similarly, they also met the safety evaluation goal of 60. This reflects a 25.9% decline from February 2025.

**Financial Impact:**

There is no financial impact associated with this item.

**Strategic Priority:**

Service Reliability: Our commitment to service reliability centers on building ridership trust by delivering a seamless transit experience and being there when we say we're going to be there.

**In Collaboration with:**

N/A

**Approved/Reviewed by:**

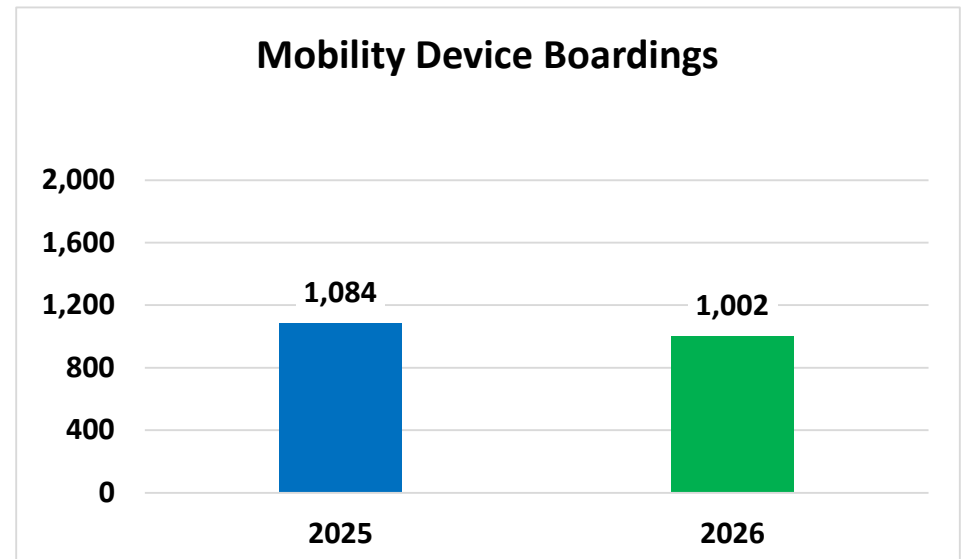
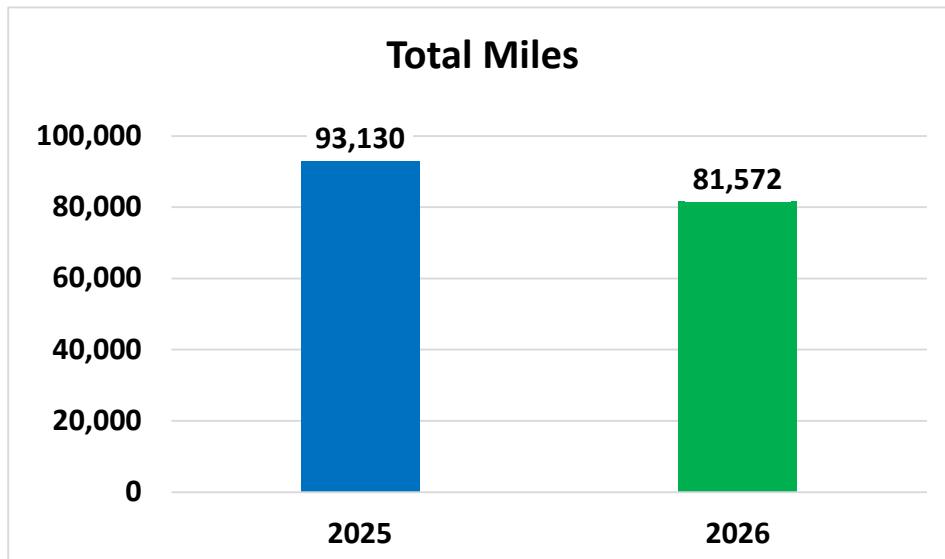
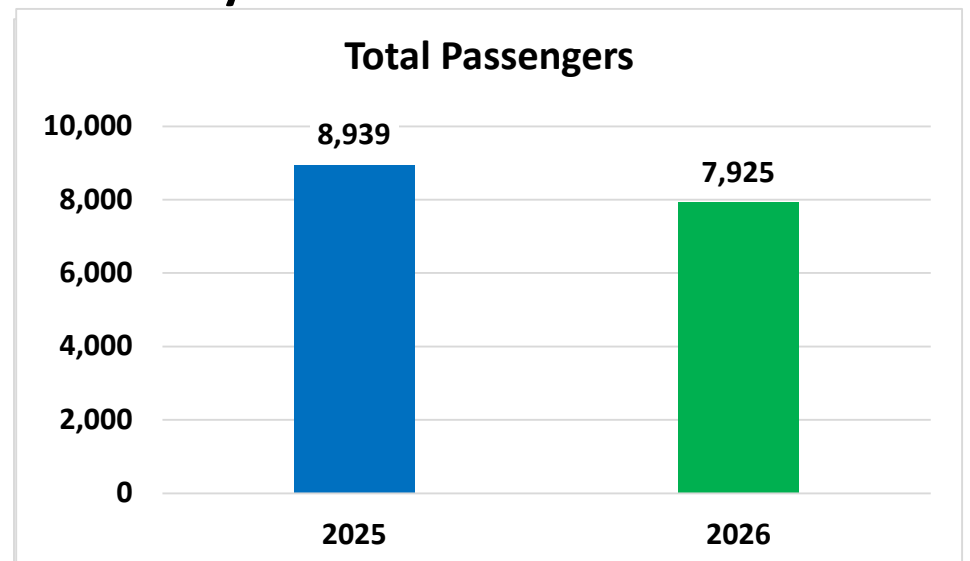
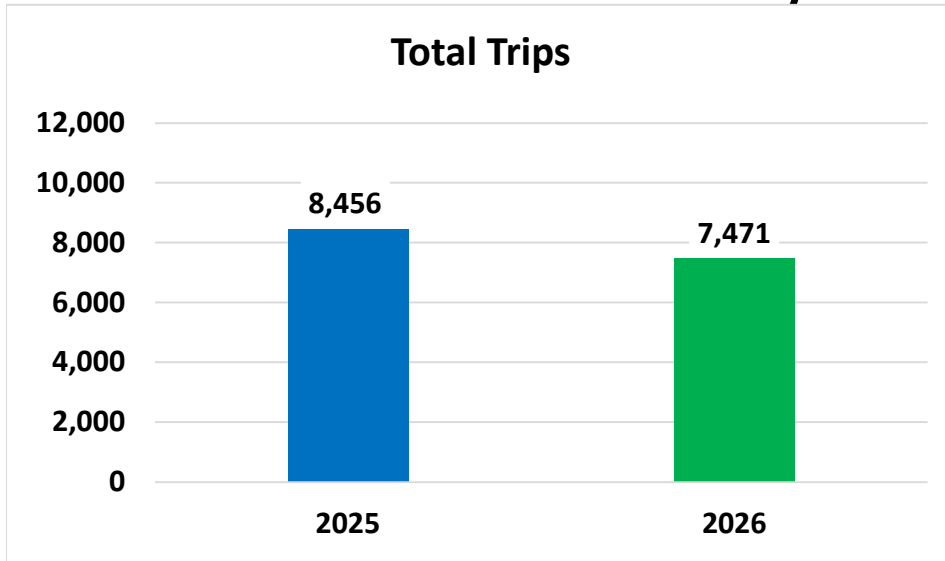
David Estrada, Deputy Chief of Transit Operations  
Isabel Vizcarra, Chief Transportation Officer

**Attachments:**

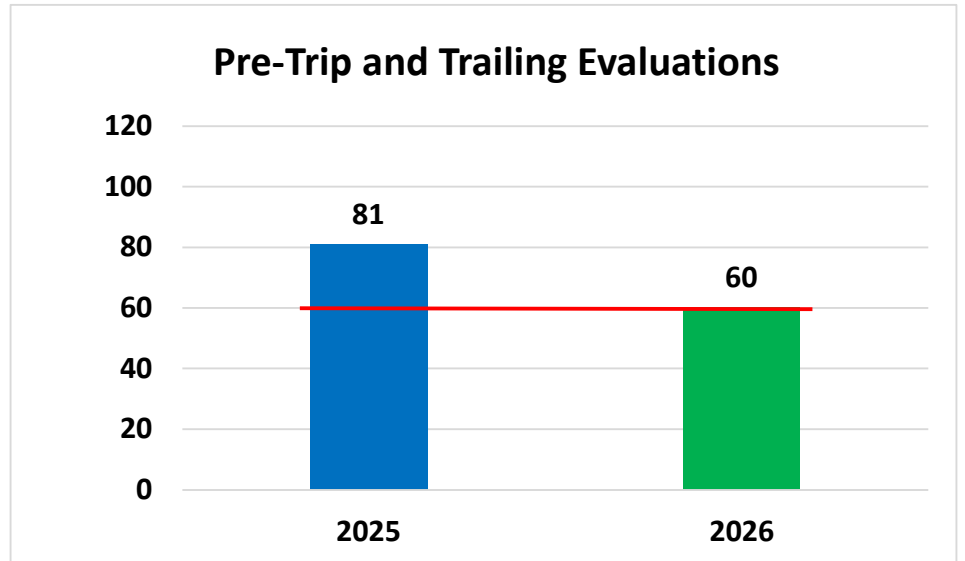
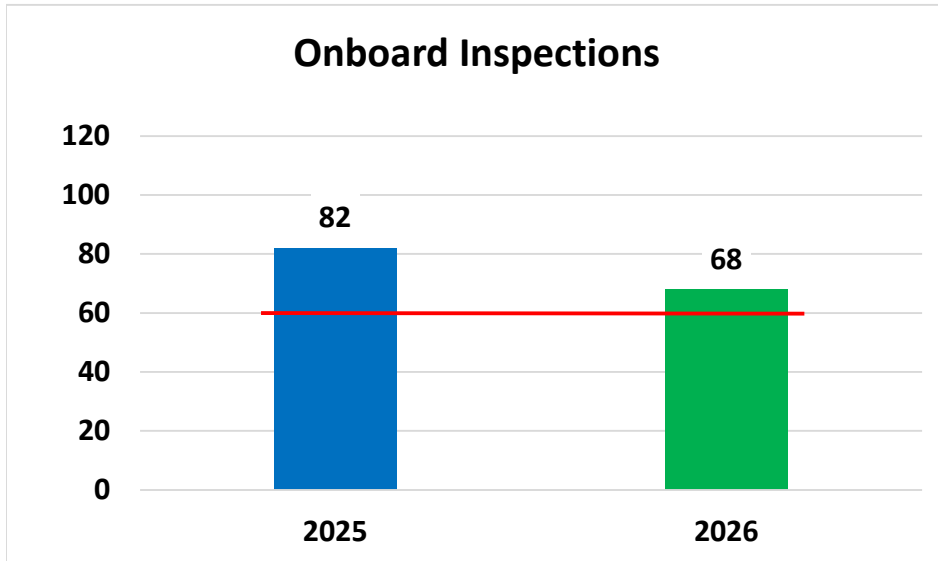
- Paratransit Operational Notes - February 2026

# Paratransit Operational Charts

## February 2025 vs. February 2026



## Paratransit Operational Charts February 2025 vs. February 2026





**Board Report**

**AGENDA ITEM:** ACTION - CONSENT CALENDAR

**TO:** Finance/Audit Committee/Committee of the Whole  
Board of Directors

**FROM:** Operations, Finance and Strategic Alignment Departments

**SUBJECT:** Acceptance of Metrics for February 2026

---

**Recommendation:**

Recommend that the Board of Directors (Board) approve the metrics for February 2026.

**Background:**

The metrics packet includes data highlighting operator absences, fixed route customer complaints, paratransit customer complaints and advertising revenue. SunRide performance includes system-wide metrics, trip booking method and geo-fence metrics for Desert Hot Springs/Desert Edge, Palm Desert, Coachella, Mecca/North Shore, Indio, Cathedral City, La Quinta and Palm Springs.

**SunRide**

February Ridership:

- Total Ridership: 1,748 passengers – decrease of 5% compared to 1,846 passengers in January 2026.
- Cathedral City: 164 passengers – increase of 58% in ridership compared to 104 passengers in January 2026.
- Coachella: 94 passengers – decrease of 15% in ridership compared to 111 passengers in January 2026.
- Desert Hot Springs/Desert Edge: 197 passengers – increase of 0.3% in ridership compared to 192 passengers in January 2026.

- Indio: 520 passengers – decrease of 22% in ridership compared to 670 passengers in January 2026.
- La Quinta: 46 passengers – decrease of 8% in ridership compared to 50 passengers in January 2026.
- Mecca/NorthShore: 27 passengers – decrease of 16% in ridership compared to 32 passengers in January 2026.
- Palm Desert: 548 passengers – decrease of 5% in ridership compared to 575 passengers in January 2026.
- Palm Springs: 152 passengers – increase of 36% in ridership compared to 112 passengers in January 2026.

### **Fixed Route**

#### On-Time Performance:

Fixed route's on-time performance decreased from 84.69% in January 2026 to 82.27% in February 2026.

- Route 1WV did not meet its service standard goal for February due to traffic from Modernism Week, ongoing construction on Highway 111, and adverse weather events mid-month.
- Route 2 did not meet its service standard goal for February due to wind/storm damage delays, Modernism Week traffic, and road construction on Indian Canyon.
- Route 4 did not meet its service standard goal for February due to ongoing construction at South Palm Canyon, inclement weather, road closures, and increased seasonal traffic.
- Route 5 did not meet its service standard goal for February due to traffic delays along Palm Drive, ongoing construction delays in Palm Desert, and road closures and increased freeway traffic caused by inclement weather.
- Route 14 did not meet its service standard goal for February due to excessive traffic at Shoppers Lane/Interstate 10 interchange.

#### Late and Early Departures:

- Late departures increased by 2.73% in February compared to January.
- Early departures decreased by 0.31% in February compared to January.

#### Workforce:

- For the month of February, 19% of SunLine's fixed route operator workforce was absent when compared to February 2025 at 22%.

- For the month of February, workforce was at a total of 136 operators when compared to February 2025 at 129 operators.

**Financial Impact:**

There is no financial impact associated with this item.

**Strategic Priority:**

Service Reliability: Our commitment to service reliability centers on building ridership trust by delivering a seamless transit experience and being there when we say we're going to be there.

**In Collaboration with:**

N/A

**Approved/Reviewed by:**

Luis Garcia, Chief Financial Officer

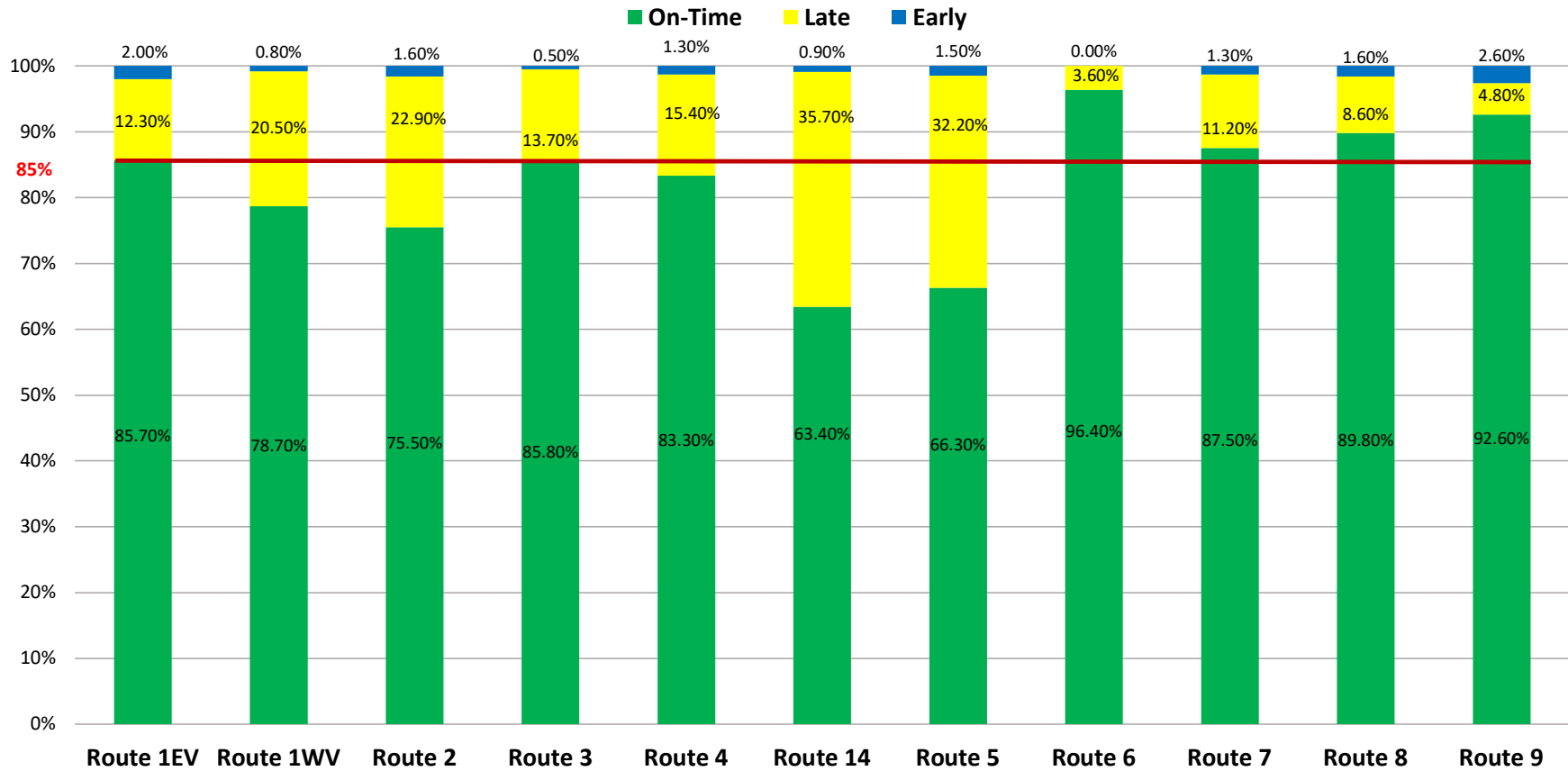
Isabel Vizcarra, Chief Transportation Officer

Greg Wildman, Chief of Strategic Alignment

**Attachments:**

- Fixed Route On-Time Performance, Early and Late Departure by Route
- Paratransit Total Trips vs. Late Cancellations
- Operator Absences by Type
- Fixed Route and Paratransit Customer Complaints
- Advertising Revenue
- SunRide System-Wide and Geo-Fence Metrics

## Fixed Route On Time Performance Metrics for February 2026



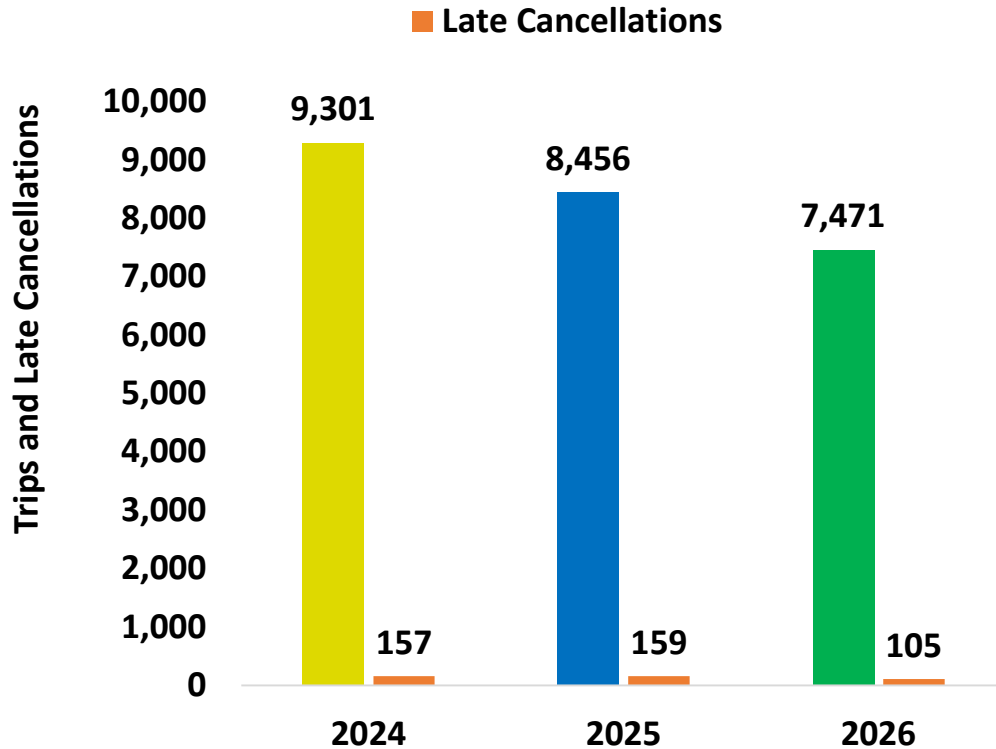
**Goal:** Early trips ≤ 0, Late Trips below 15%, On-Time Performance Goal of 85%.

**System wide:** Early: 1.28% Late: 16.45% On Time: 82.27%

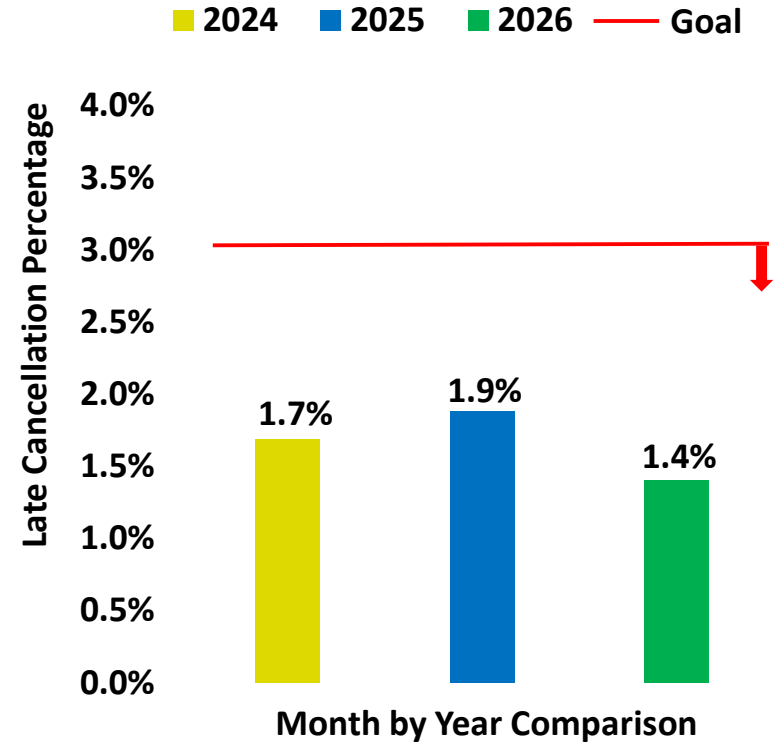
**Total Monthly Scheduled Stops for February:** 42,321.

\*Note: Metrics are calculated using Swiftly Suite at timepoints only: -1 Minute (Early) to +5 Minute (Late) for OTP Trips.

## Paratransit Total Trips vs. Late Cancellations February 2026



## Late Cancellations by Percentage



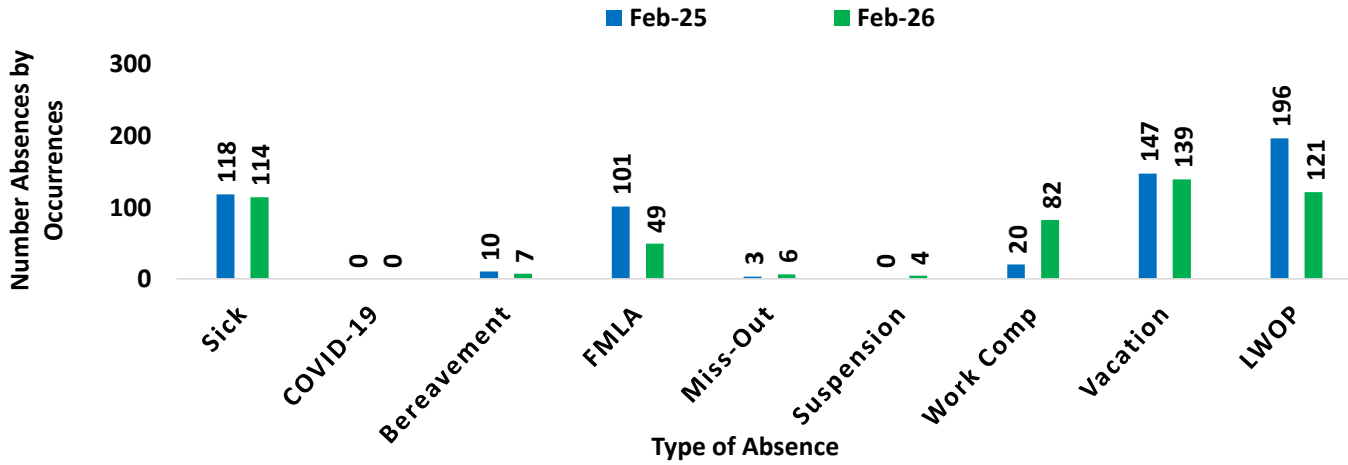
Trip: A one-way trip booked by the rider. A round trip is counted as two (2) trips.

Late Cancellation: A trip for which a rider cancels two (2) hours or less before the scheduled pick-up time.

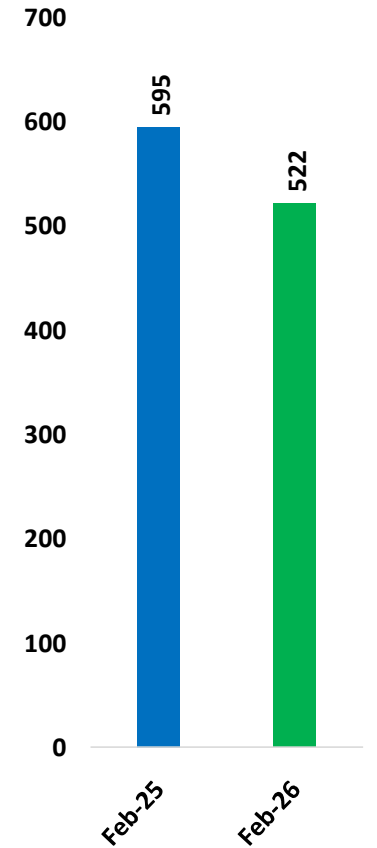
Goal for Late Cancellations: 3% or below.

Total Trips: Total one-way trips completed.

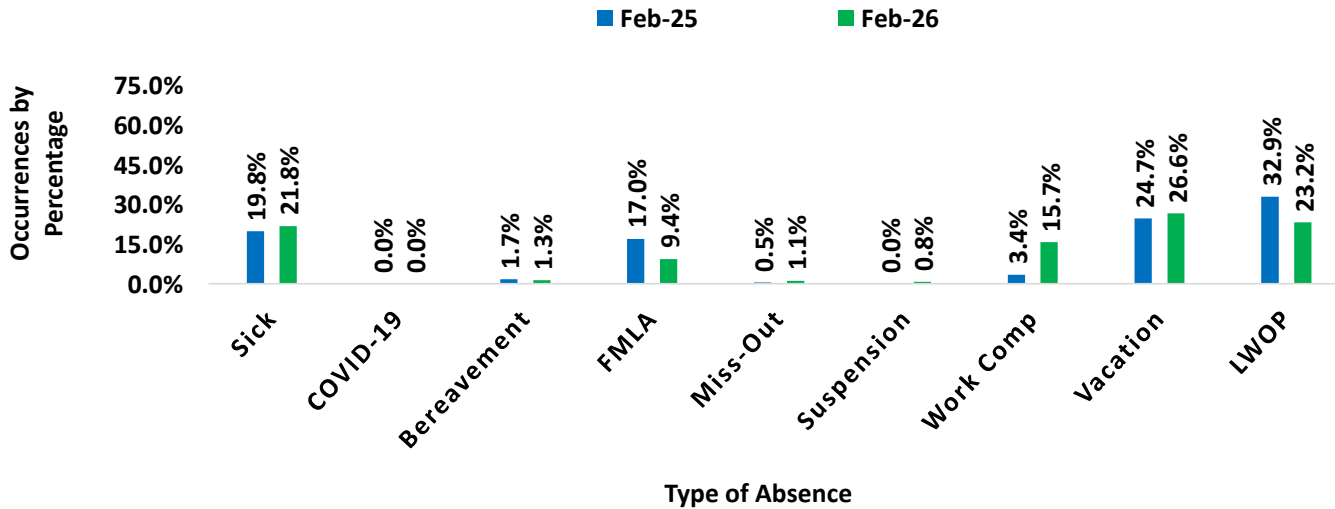
### Fixed Route Operator Absence by Type



### Fixed Route Total Absence Occurrences

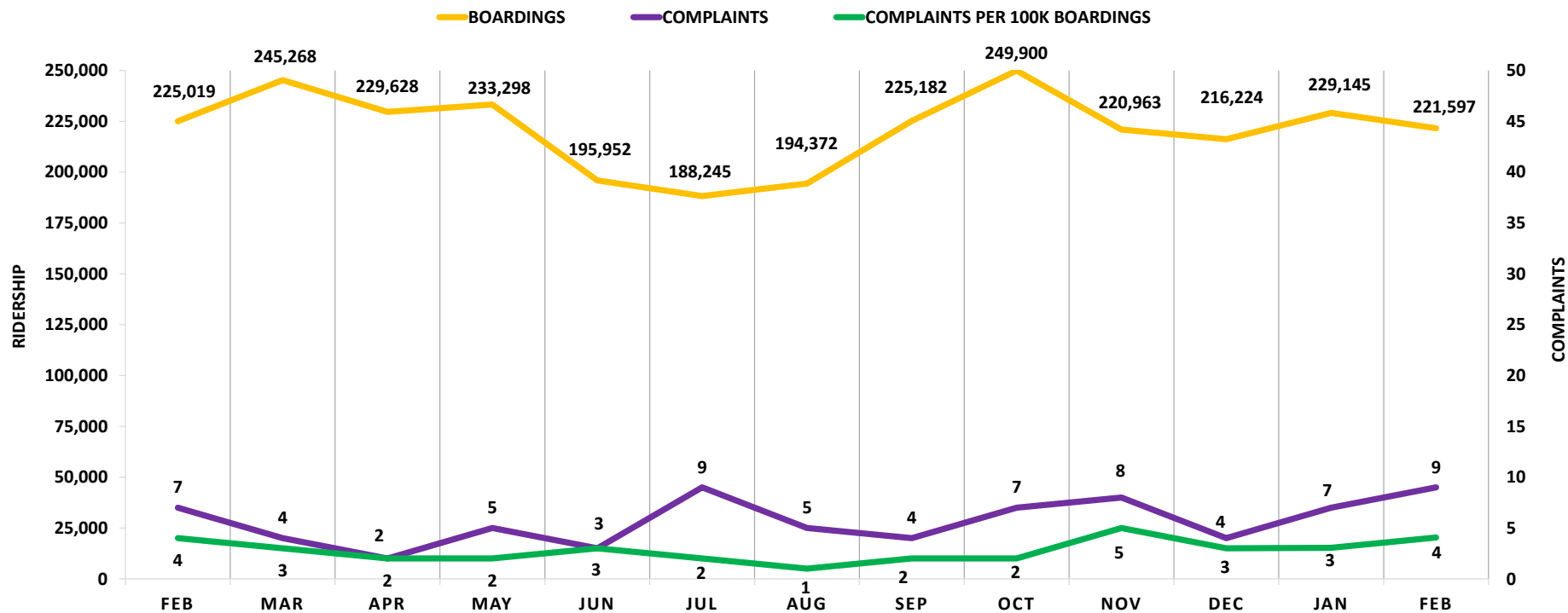


### Fixed Route Operator Absence Type by Percentage



This chart includes unplanned/unscheduled and COVID-19 absences for Fixed Route drivers. For the month of February 2026, 19% of SunLine's fixed route operator workforce was absent when compared to February 2024 at 22%. For the month of February 2026, workforce was at a total of 136 operators when compared to February 2024 at 129 operators.

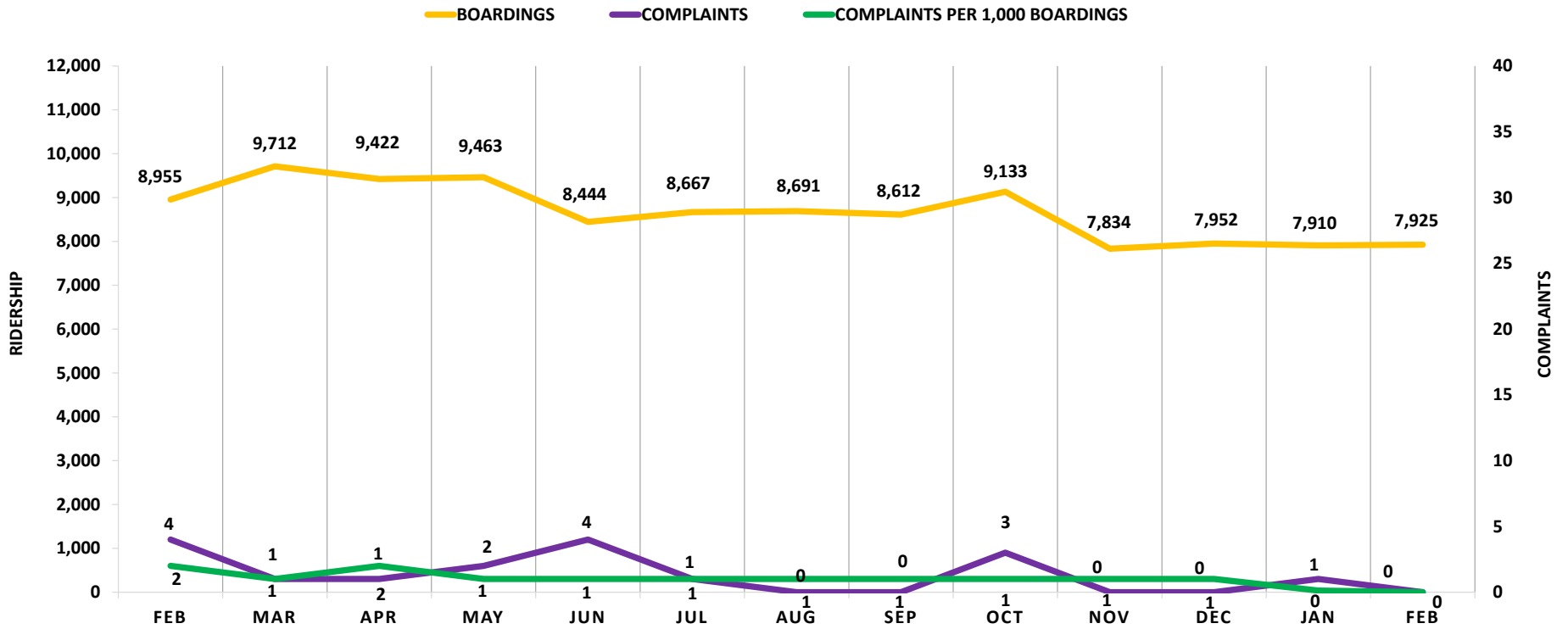
### Fixed Route Customer Complaints February 2025 to February 2026



This chart represents the number of boardings and total valid complaints, as well as the number of valid complaints per 100,000 boardings for the fixed route system.

For the month of February, 99.99% of our total boardings did not receive a complaint.

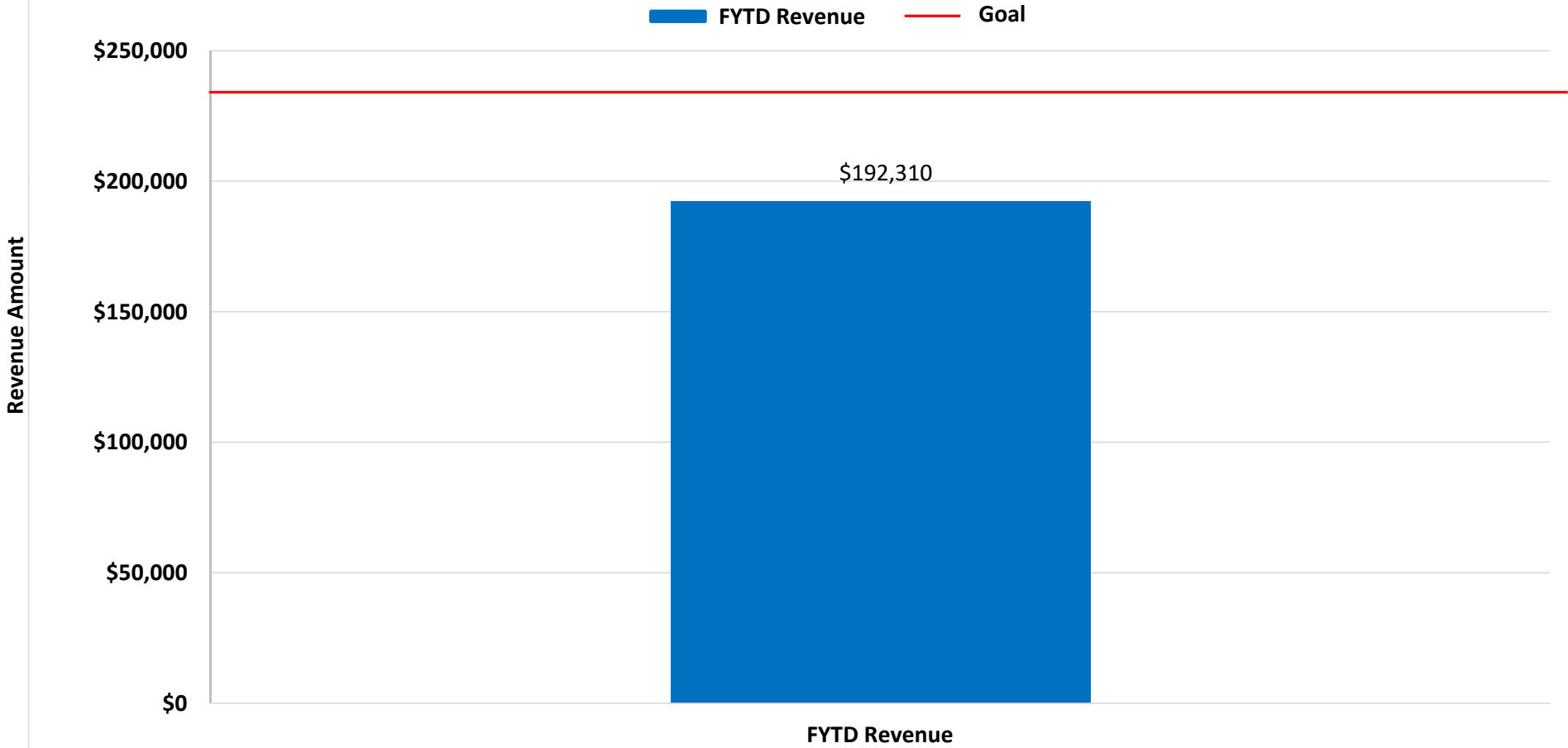
## Paratransit Customer Complaints February 2025 to February 2026



This chart represents the total number of boardings and valid complaints, as well as the number of valid complaints per 1,000 boardings for the paratransit service.

For the month of February, 100% of our total boardings did not receive a complaint.

# Advertising Revenue FYTD Revenue vs. Yearly Goal February 2026

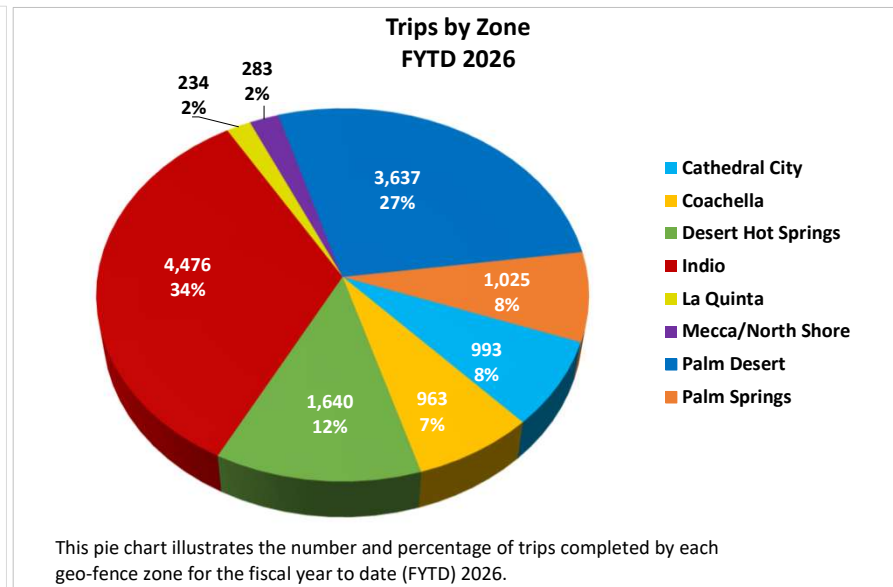
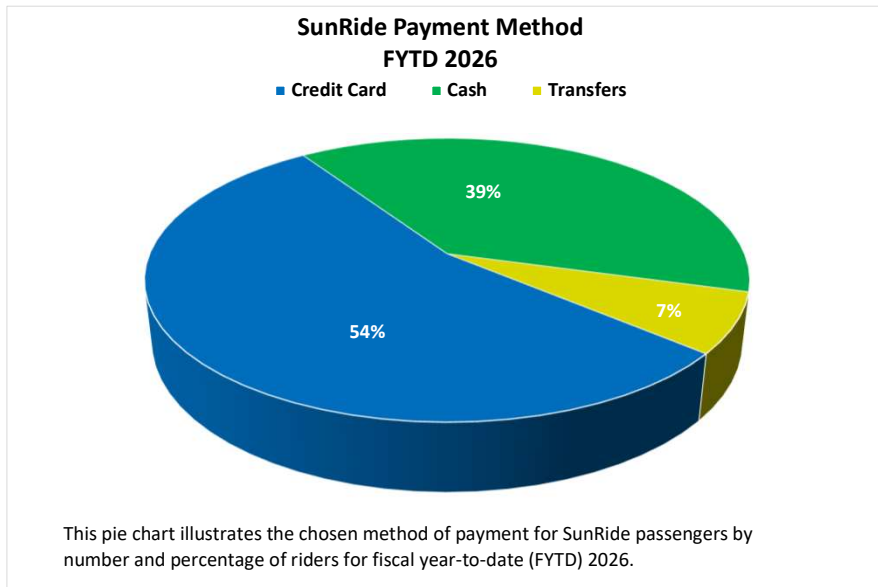
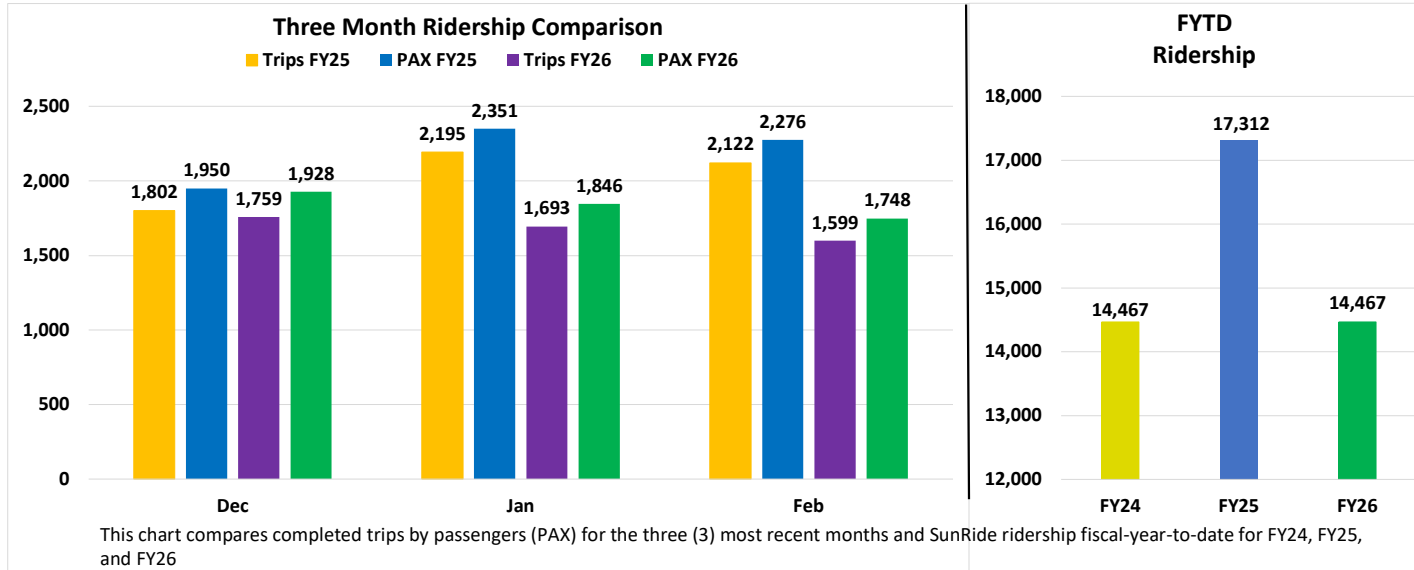


Advertising revenue tracks revenue earned for bus shelter and bus wrap advertising. The graph tracks FYTD revenue versus our yearly budget. The yearly budget for FY26 is \$240,000 (*advertising revenues follow Finance Department reporting from the previous two (2) months*).

## SunRide System-Wide Metrics FYTD 2026

**Total Completed Trips: 13,251**

**Total Number of Passengers: 14,467**



**Passengers Per Vehicle Hour in February: 2.0**

**Percentage of Trips System-wide as Ridesharing in February: 19%.**

[Based on No. of Shared Rides for the month (287) divided by Total Trips Completed (1599).]

**Customer Satisfaction Rating**

Avg. rider trip rating in February: 5.0  
Goal: 4.5



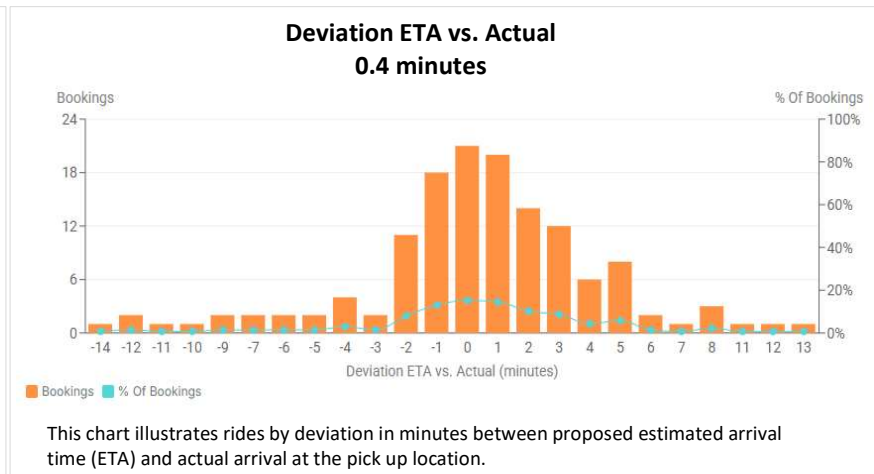
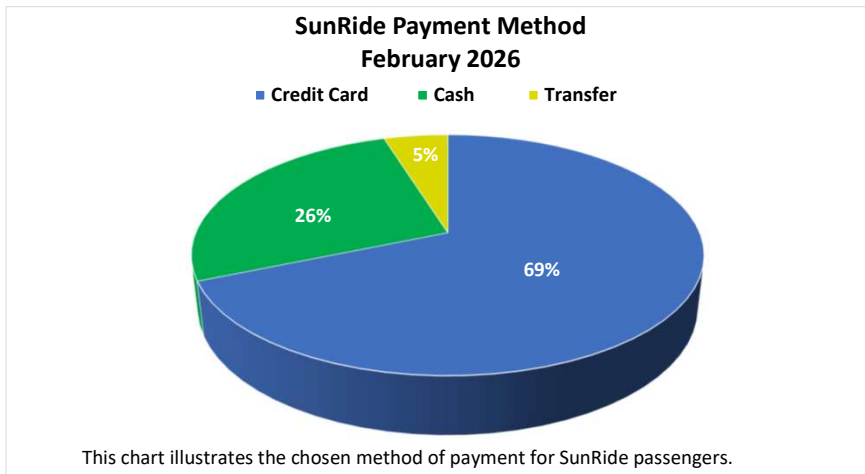
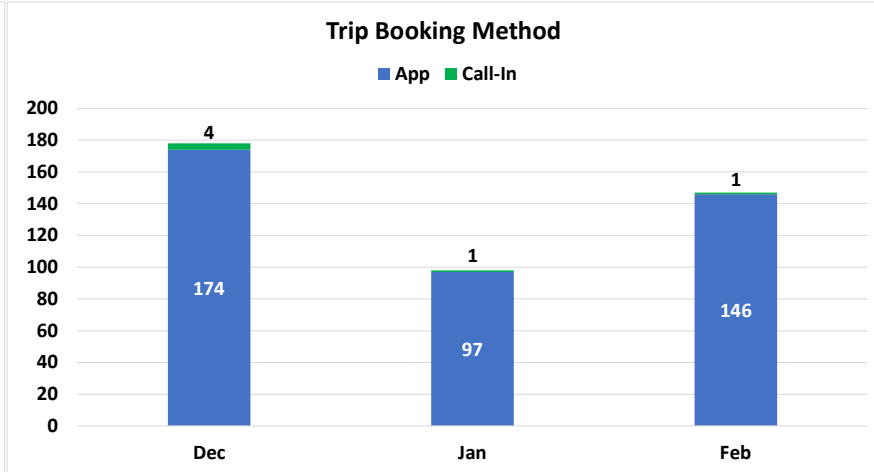
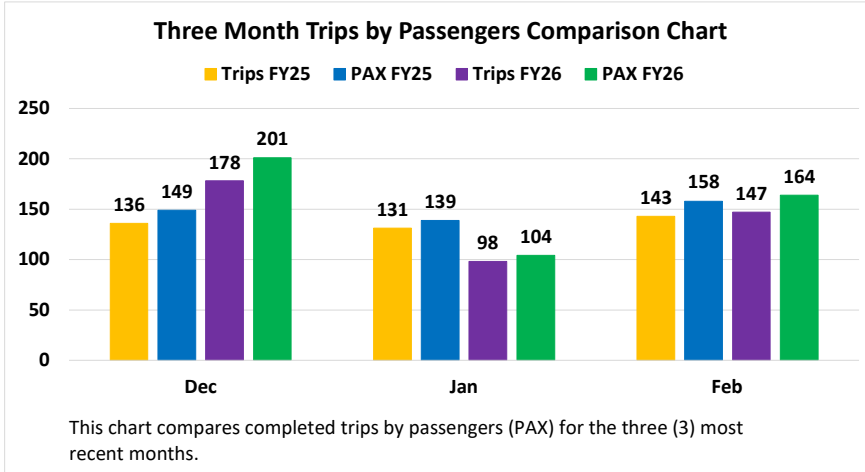
**Booking with a Rating:**

**398 (24.9%)**

## Cathedral City Geo-Fence Metrics FYTD 2026

**Total Completed Trips: 993**

**Total Number of Passengers: 1,062**



**Passengers Per Vehicle Hour: 2.0**

**Percentage of Trips as Ridesharing: 11%.**

[Based on No. of Shared Rides for the month (16) divided by Total Trips Completed (147).]

**Customer Satisfaction Rating**

Avg. rider trip rating 5.0

Goal: 4.5



**EXCEEDS GOAL**

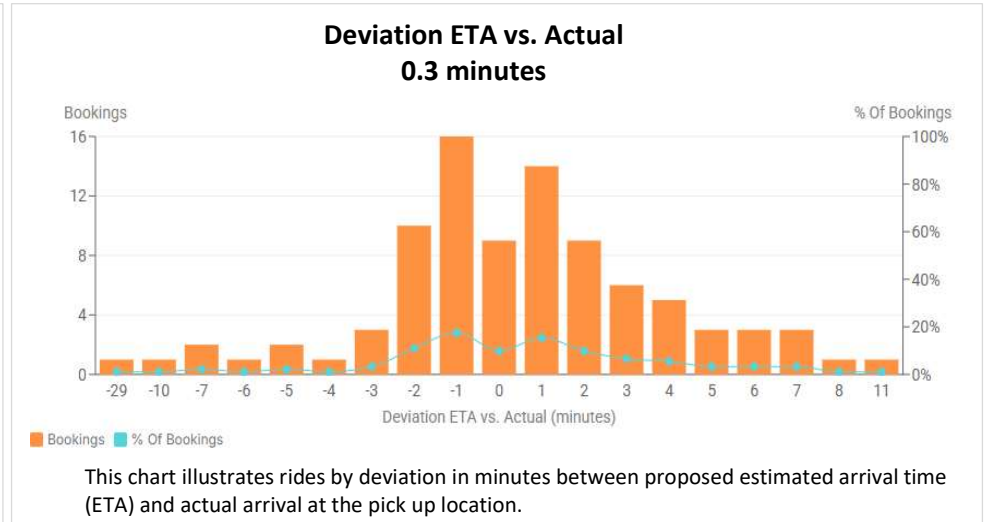
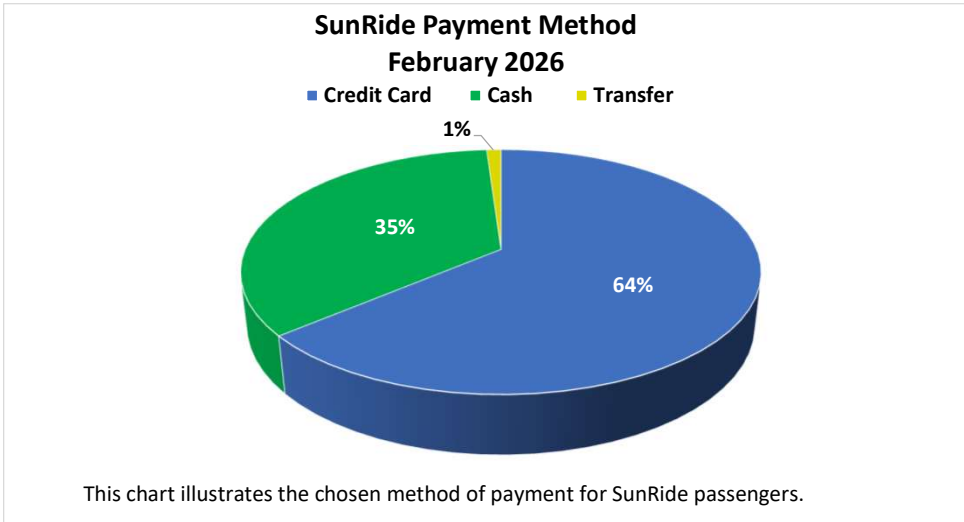
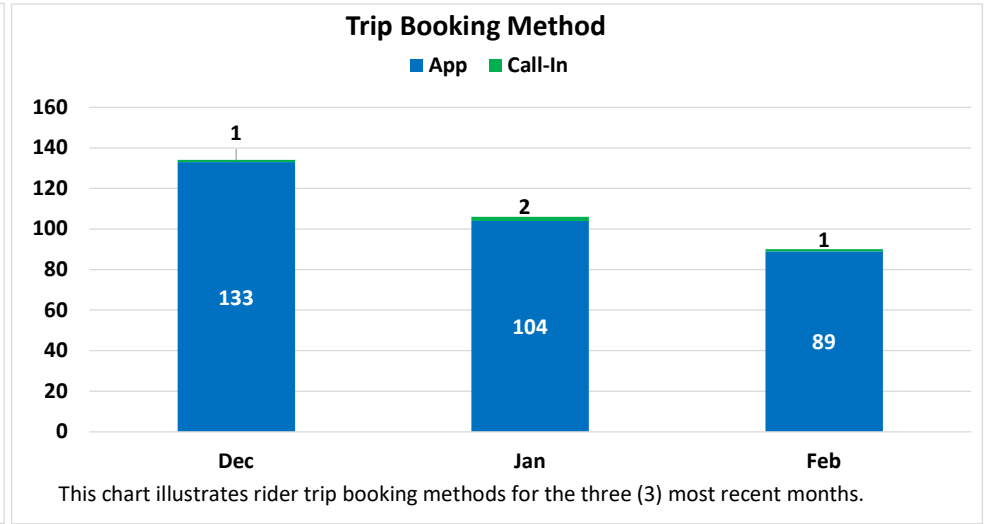
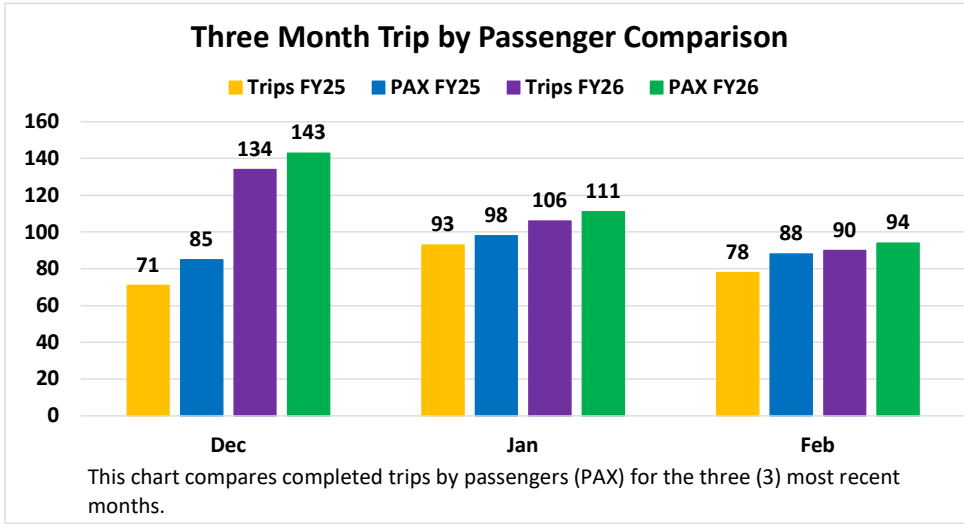
**Booking with a Rating:**

**28 (19%)**

## Coachella Geo-Fence Metrics FYTD 2026

**Total Completed Trips: 963**

**Total Number of Passengers: 1,010**



**Passengers Per Vehicle Hour: 2.0**

**Percentage of Trips as Ridesharing: Nine (9) percent.**

[Based on No. of Shared Rides for the month (8) divided by Total Trips Completed (90).]

**Customer Satisfaction Rating**

Avg. rider trip rating: 4.9

Goal: 4.5



**EXCEEDS GOAL!**

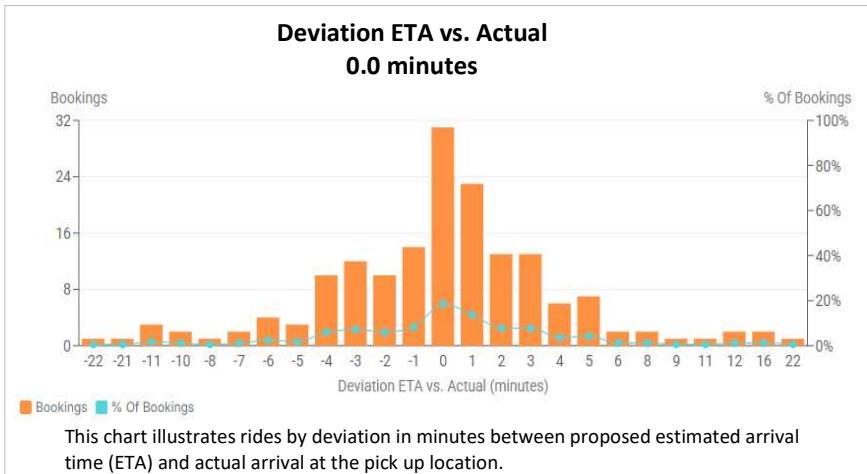
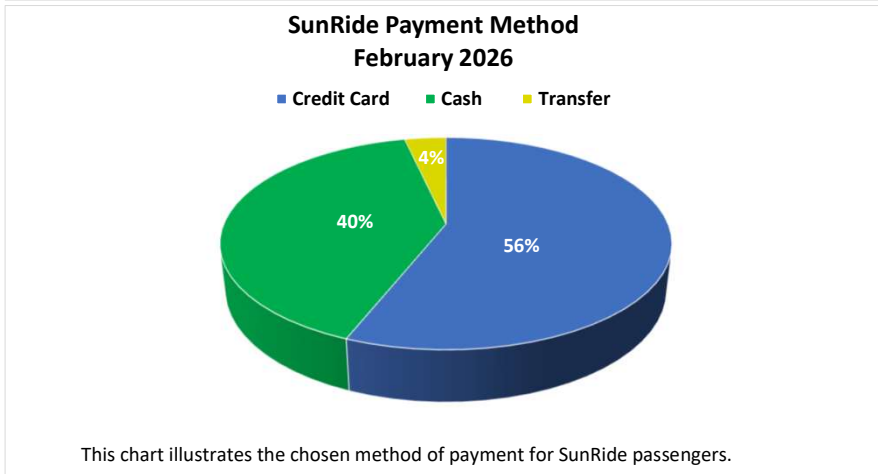
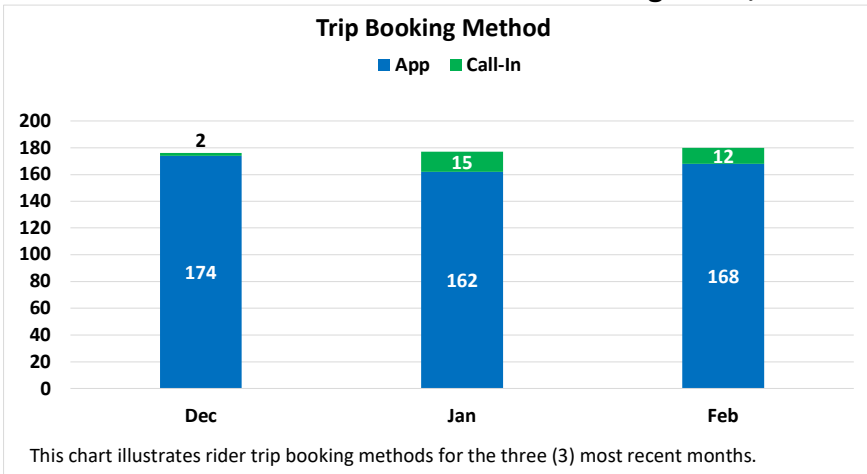
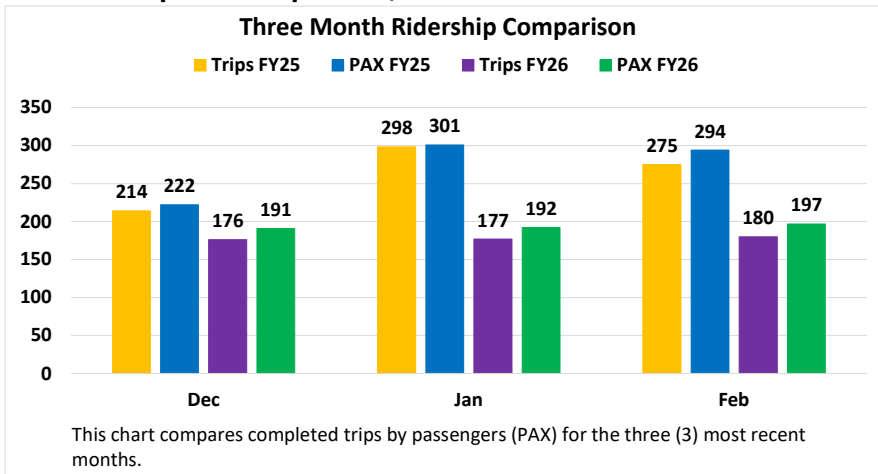
**Booking with a Rating:**

**37 (41.1%)**

## Desert Hot Springs/Desert Edge Geo-Fence Metrics FYTD 2026

**Total Completed Trips: 1,640**

**Total Number of Passengers: 1,831**



**Passengers Per Vehicle Hour: 1.8**

**Percentage of Trips as Ridesharing: 20%.**

[Based on No. of Shared Rides for the month (36) divided by Total Trips Completed (180).]

**Customer Satisfaction Rating**

Avg. rider trip rating 5.0

Goal: 4.5



**EXCEEDS GOAL**

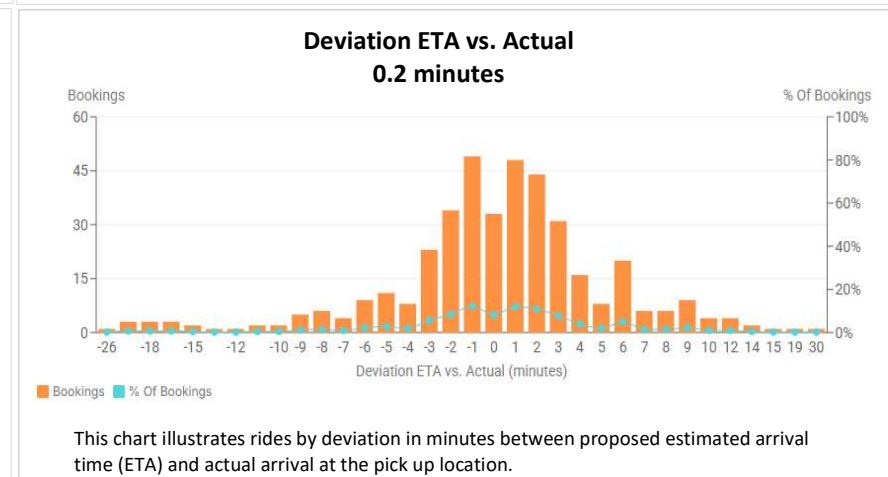
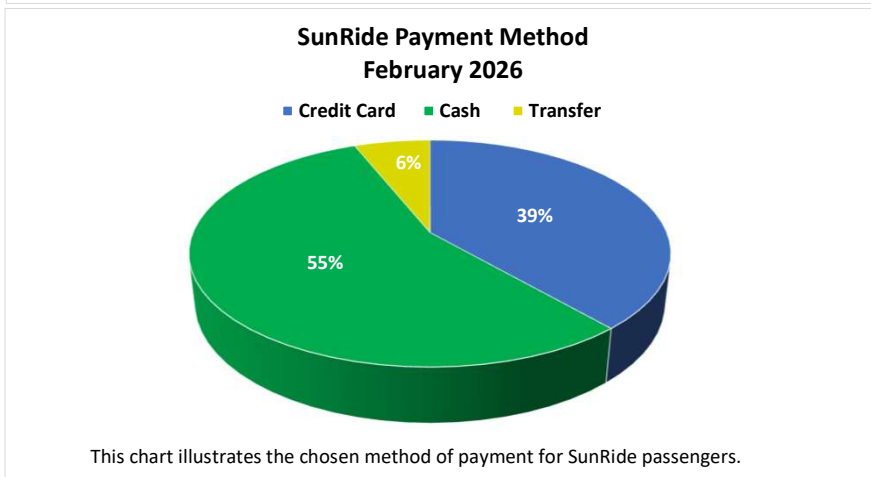
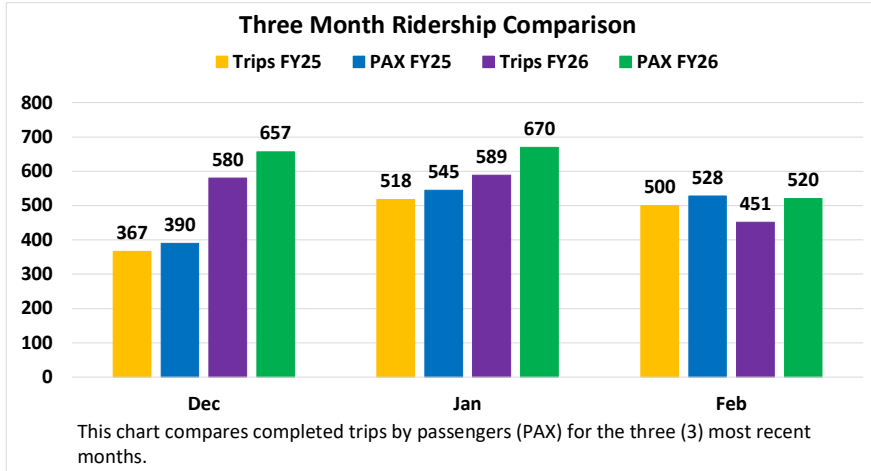
**Booking with a Rating:**

**49 (27.2%)**

## Indio Geo-Fence Metrics FYTD 2026

**Total Completed Trips: 4,476**

**Total Number of Passengers: 5,039**



**Passengers Per Vehicle Hour: 2.1**

**Percentage of Trips as Ridesharing: 20%.**

[Based on No. of Shared Rides for the month (88) divided by Total Trips Completed (451).]

**Customer Satisfaction Rating**

Avg. rider trip rating 5.0

Goal: 4.5



**EXCEEDS GOAL**

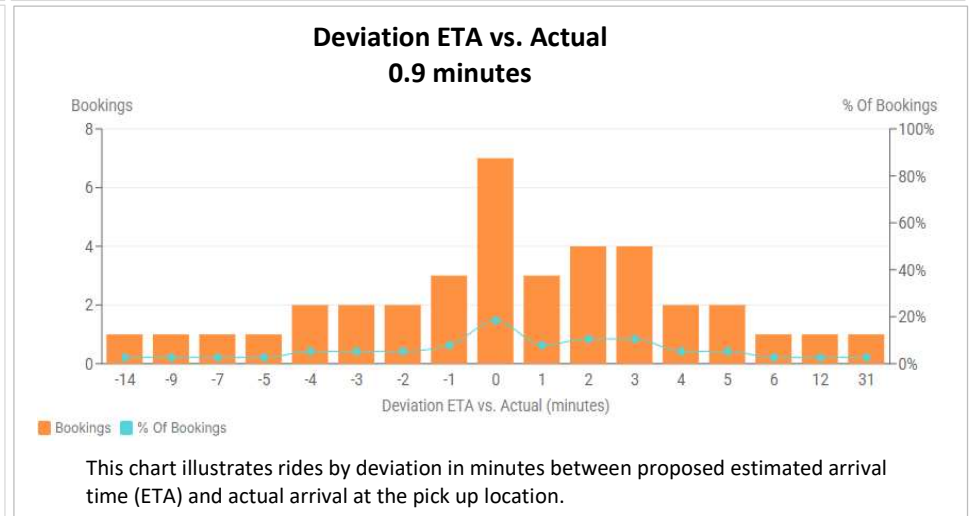
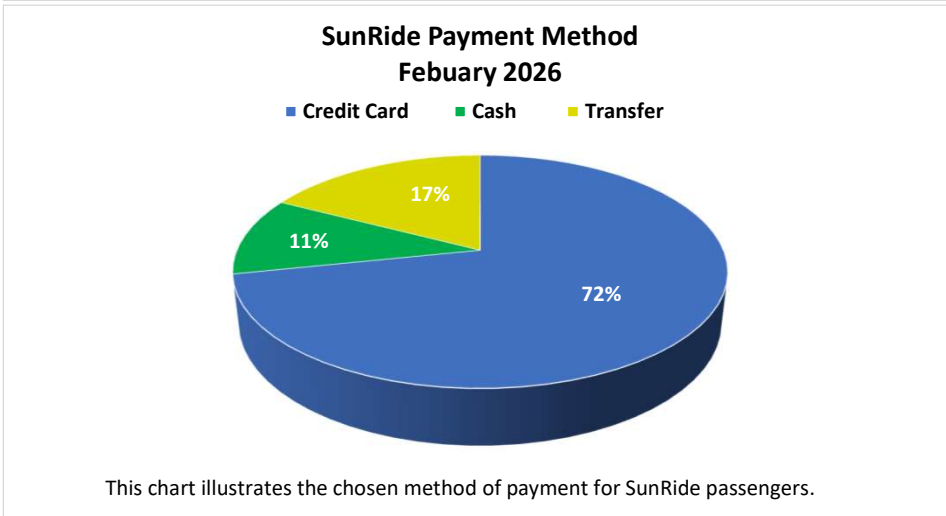
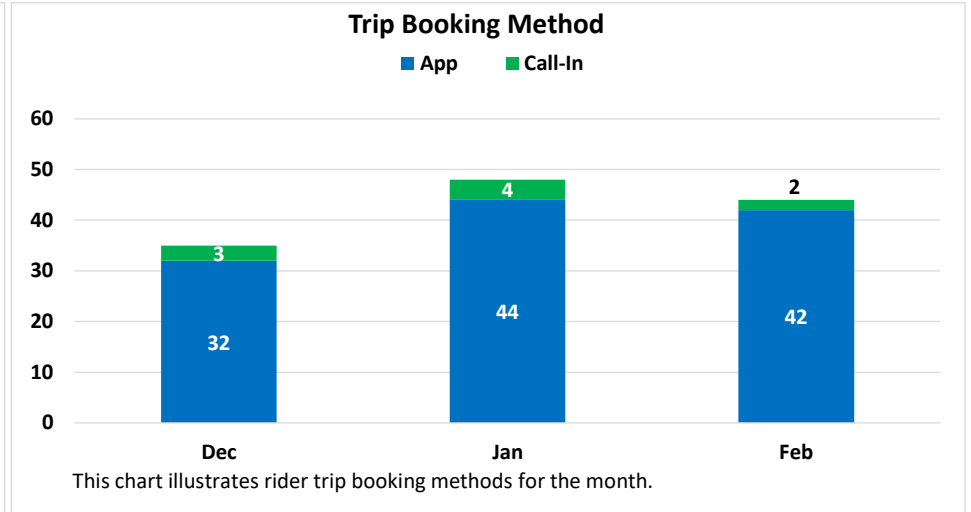
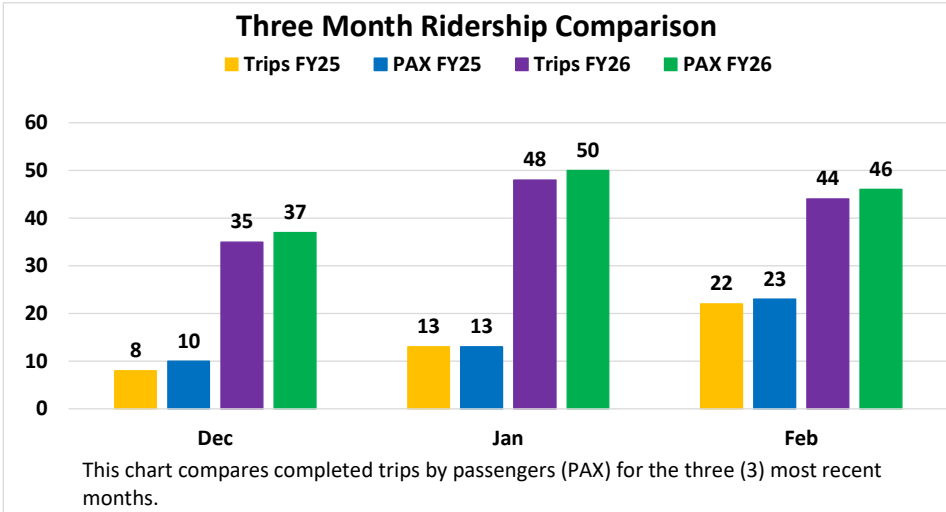
**Booking with a Rating:**

**80 (17.7%)**

## La Quinta Geo-Fence Metrics FYTD 2026

**Total Completed Trips: 234**

**Total Number of Passengers: 246**



**Passengers Per Vehicle Hour: 1.4**

**Percentage of Trips as Ridesharing: Five (5) percent.**  
[Based on No. of Shared Rides for the month (2) divided by Total Trips Completed (44).]

**Customer Satisfaction Rating**  
Avg. rider trip rating: 5.0  
Goal: 4.5

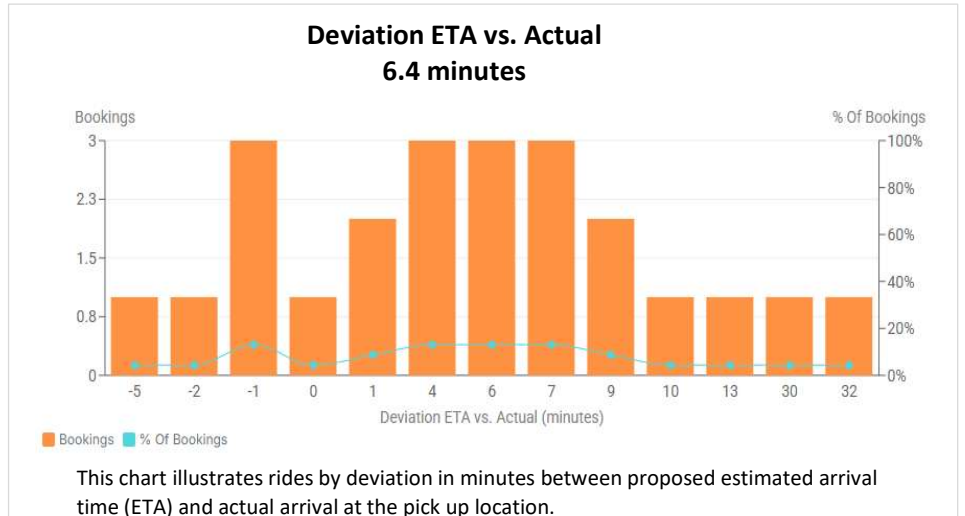
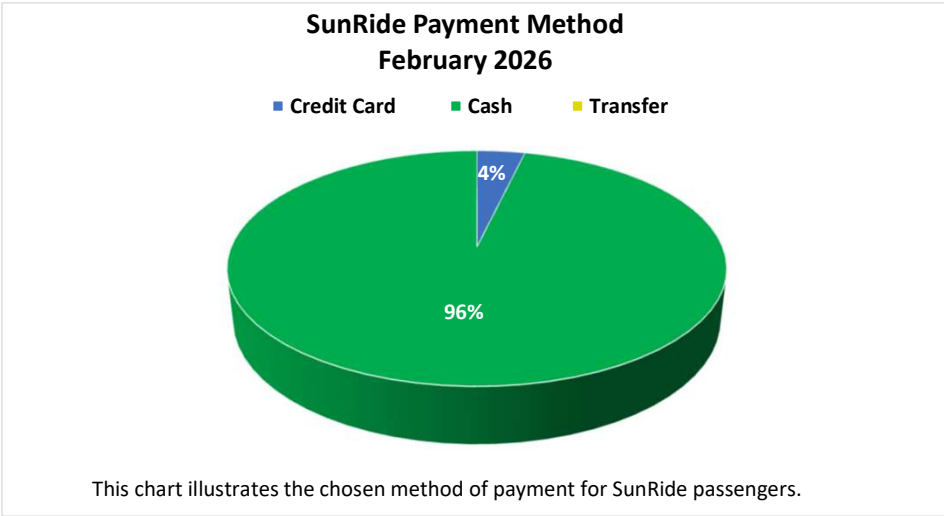
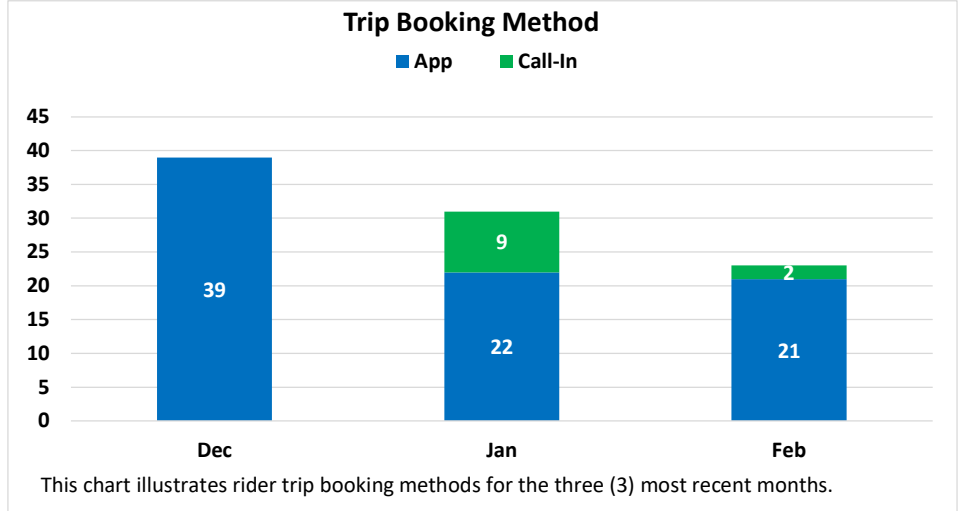
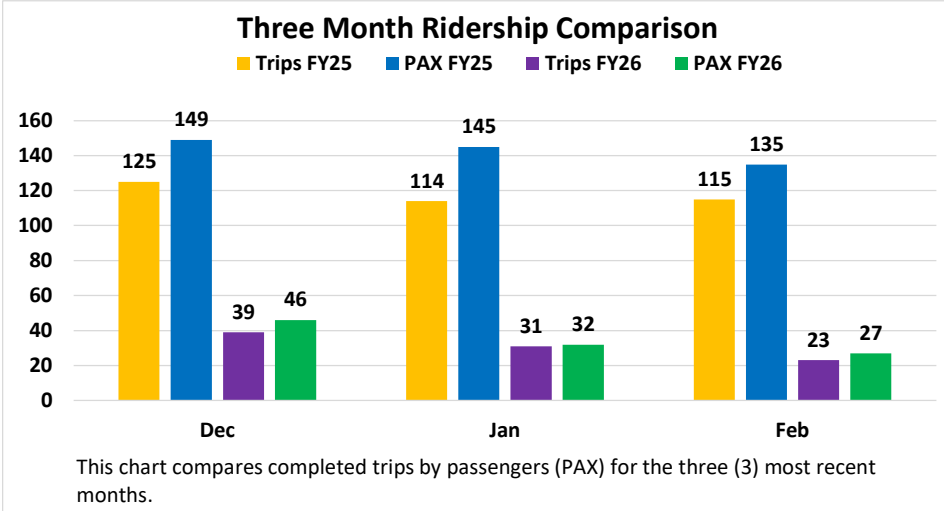


**Booking with a Rating:**  
**5 (11.4%)**

## Mecca/North Shore Geo-Fence Metrics FYTD 2026

**Total Completed Trips: 283**

**Total Number of Passengers: 314**



**Passengers Per Vehicle Hour: 1.5**

**Percentage of Trips as Ridesharing: Zero (0) percent.**  
[Based on No. of Shared Rides for the month (0) divided by Total Trips Completed (23).]

**Customer Satisfaction Rating**  
Avg. rider trip rating: 5.0  
Goal: 4.5

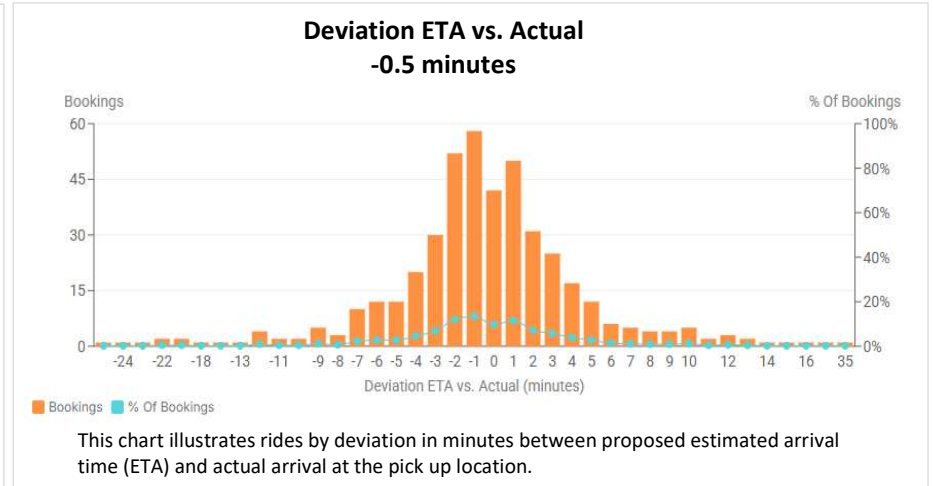
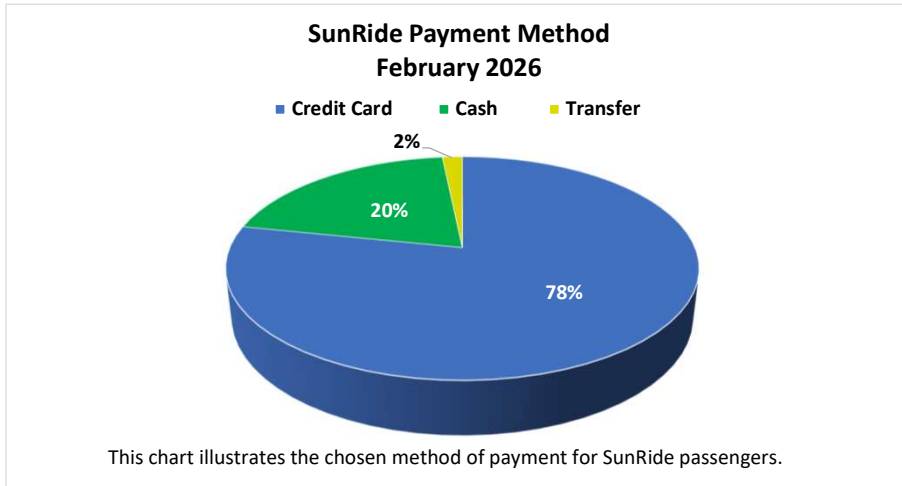
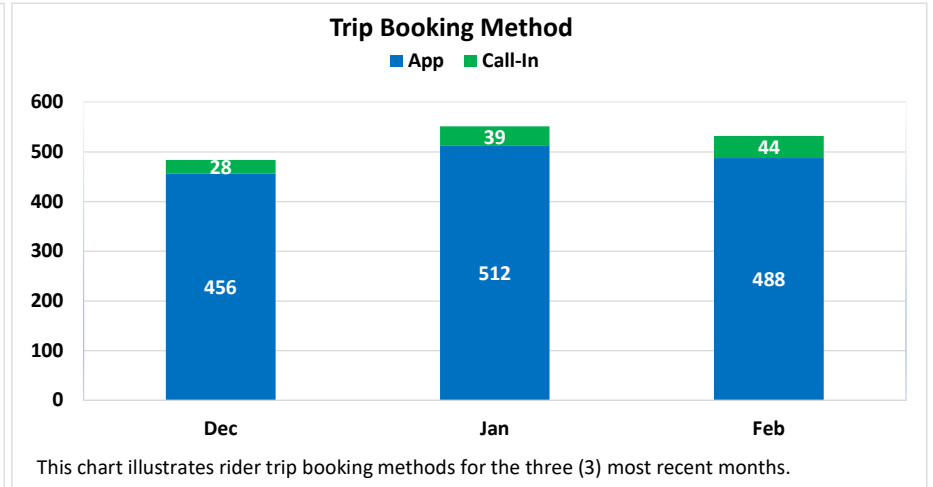
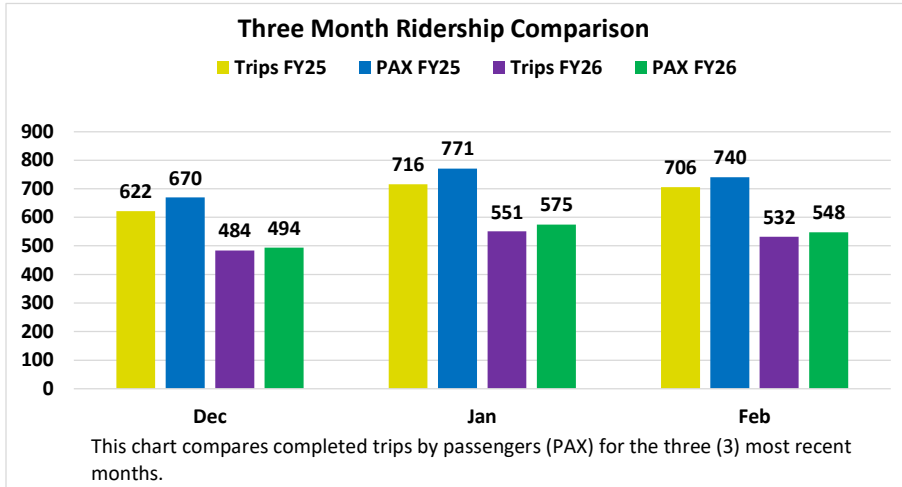


**Booking with a Rating: 4  
(17.4%)**

## Palm Desert Geo-Fence Metrics FYTD 2026

**Total Completed Trips: 3,637**

**Total Number of Passengers: 3,796**



**Passengers Per Vehicle Hour: 2.1**

**Percentage of Trips as Ridesharing: 25%.**

[Based on No. of Shared Rides for the month (135) divided by Total Trips Completed (532).]

**Customer Satisfaction Rating**

Avg. rider trip rating: 5.0  
Goal: 4.5



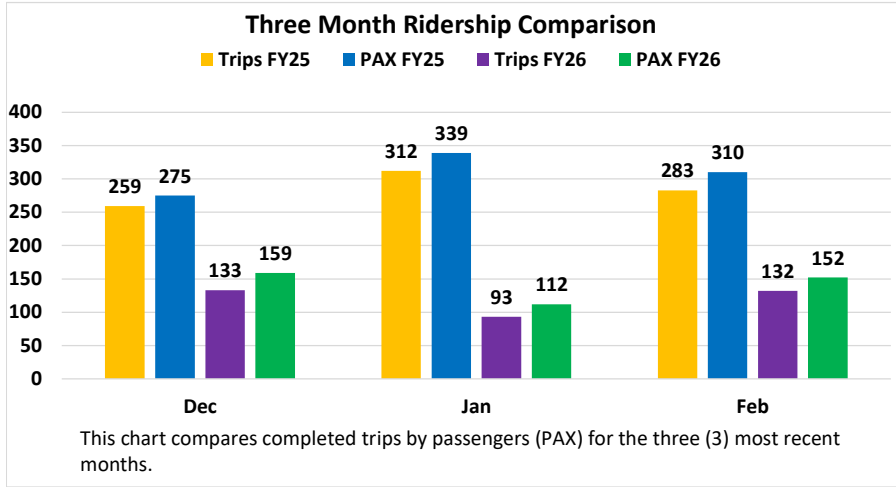
**EXCEEDS GOAL!**

**Booking with a Rating:**

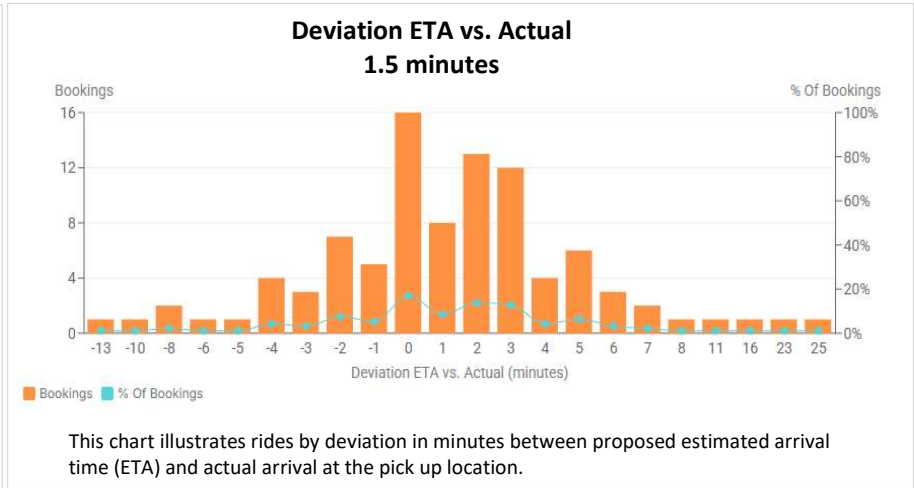
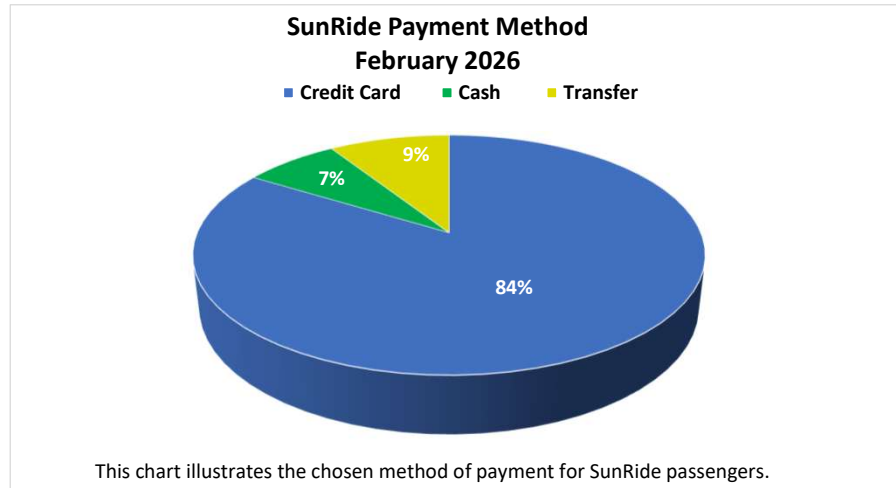
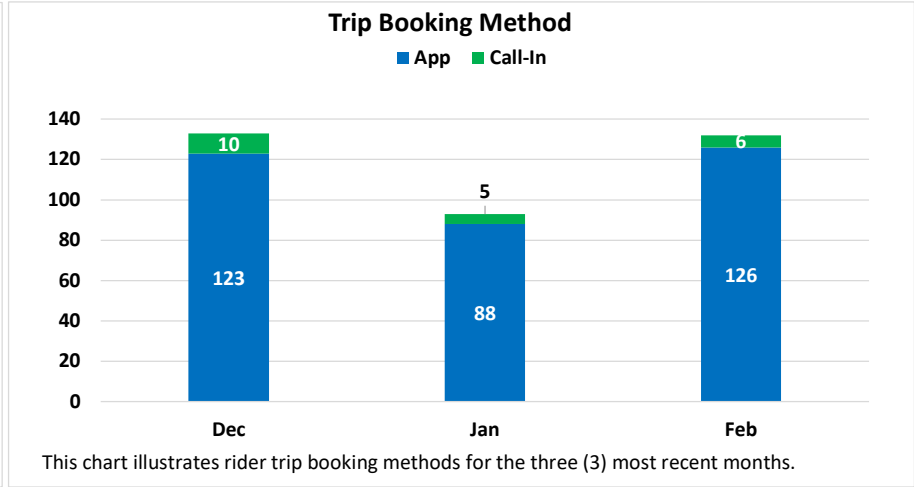
**398 (24.9%)**

## Palm Springs Geo-Fence Metrics FYTD 2026

**Total Completed Trips: 1,025**



**Total Number of Passengers: 1,169**



**Passengers Per Vehicle Hour: 1.9**

**Percentage of Trips as Ridesharing: Nine (9) percent.**

[Based on No. of Shared Rides for the month (12) divided by Total Trips Completed (132).]

**Customer Satisfaction Rating**

Avg. rider trip rating 5.0

Goal: 4.5



**EXCEEDS GOAL**

**Booking with a Rating:**

**48 (36.4%)**



## SunLine Transit Agency

Item 8I

April 22, 2026

### Board Report

**AGENDA ITEM:** ACTION - CONSENT CALENDAR

**TO:** Finance/Audit Committee/Committee of the Whole  
Board of Directors

**FROM:** Vanessa Ordorica, Clerk of the Board

**SUBJECT:** Acceptance of Board Member Attendance for March 2026

---

#### **Recommendation:**

Recommend that the Board of Directors (Board) approve the Board Member attendance for March 2026.

#### **Background:**

The attached report summarizes the Board of Director's attendance for fiscal year to date April 2026.

#### **Financial Impact:**

There is no financial impact associated with this item.

#### **Strategic Priority:**

Resource Acquisition, Allocation, and Management: Prioritizes optimized resource management be effectively acquiring and allocating financial, human, and material resources to ensure operational excellence and long-term sustainability.

#### **In Collaboration with:**

Selena Rodriguez, Board and External Affairs Coordinator

**Approved/Reviewed by:**

Vanessa Ordorica, Clerk of the Board

**Attachments:**

- Board Member Attendance Matrix for March 2026

FY 26/27	Board Member Matrix Attendance													
	Jul	Aug	Sep	Oct	Nov	Dec	Jan	Feb	Mar	Apr	May	Jun	Total Meetings	Total Attended
Desert Hot Springs		X	X	X		X	X	X	X				10	7
Palm Desert		X	X	X			X	X	X				10	6
Palm Springs		X	X	X		X	X	X	X				10	7
Cathedral City		X	X	X		X	X	X	X				10	7
Rancho Mirage		X	X	X		X		X	X				10	6
Indian Wells		X	X	X		X	X	X	X				10	7
La Quinta		X	X	X		X	X	X	X				10	7
Indio		X	X	X		X	X	X	X				10	7
Coachella		X	X	X		X	X		X				10	6
County of Riverside		X	X	X		X	X	X	X				10	7

*\*No regular Board meeting was held in July. A Special Board Meeting was convened on August 7, 2025.*

**X - ATTENDED (Primary/Alternate)**

**DARK –**



## SunLine Transit Agency

Item 8J

April 22, 2026

### Board Report

**AGENDA ITEM:** ACTION - CONSENT CALENDAR

**TO:** Board of Directors

**FROM:** Vanessa Ordorica, Clerk of the Board

**SUBJECT:** Approval of Joint Board Meeting Minutes of March 25, 2026

---

#### **Recommendation:**

Recommend that the Board of Directors (Board) approve the Board meeting minutes of March 25, 2026.

#### **Background:**

The attached report summarizes the Joint Board Meeting Minutes from the Board of Directors meeting held on March 25, 2026.

#### **Financial Impact:**

There is no financial impact associated with this item.

#### **Strategic Priority:**

Resource Acquisition, Allocation, and Management: Prioritizes optimized resource management by effectively acquiring and allocating financial, human, and material resources to ensure operational excellence and long-term sustainability.

#### **In Collaboration with:**

N/A

**Approved/Reviewed by:**

Vanessa Ordorica, Clerk of the Board

**Attachments:**

- Joint Board of Directors Meeting Minutes of March 25, 2026

## **MINUTES**

**Joint SunLine Transit Agency/SunLine Services Group  
Board of Directors Meeting  
March 25, 2026**

A joint regular meeting of the SunLine Transit Agency and SunLine Services Group Board of Directors was held at 12:00 p.m. on Wednesday, March 25, 2026 in the Board Room at SunLine Transit Agency, 32-505 Harry Oliver Trail, Thousand Palms, CA 92276.

### **1. CALL TO ORDER**

The meeting was called to order at 12:02 p.m. by Chairperson Mallotto.

### **2. FLAG SALUTE**

Board Member Alternate Harnik led the pledge of allegiance.

### **3. ROLL CALL**

Members Present:

Lynn Mallotto, Chairperson, SunLine Agency Board Member, City of Rancho Mirage

John Peña, Vice-Chairperson, SunLine Agency Board Member, City of La Quinta

Nancy Ross, SunLine Agency Board Member, City of Cathedral City

Denise Delgado, SunLine Agency Board Member, City of Coachella

Daniel Pitts, SunLine Agency Board Member, City of Desert Hot Springs

Bruce Whitman, SunLine Agency Board Member, City of Indian Wells

Glenn Miller, SunLine Agency Board Member, City of Indio

Jan Harnik, SunLine Agency Board Member Alternate, City of Palm Desert

Grace Garner, SunLine Agency Board Member, City of Palm Springs

Supervisor Perez, SunLine Agency Board Member, County of Riverside\*

*\*Joined the meeting after it was called to order.*

### **4. FINALIZATION OF AGENDA**

No changes to the agenda.

**SUNLINE TRANSIT AGENCY/  
SUNLINE SERVICES GROUP  
BOARD OF DIRECTORS MEETING - MINUTES  
MARCH 25, 2026**

**5. PUBLIC COMMENTS**

Two (2) public comments were made by:

- Alex Cruz
- James Roehr

*\*Supervisor Perez joined the meeting at 12:04 p.m.*

**6. PRESENTATIONS**

**a) 2026 SunLine Roadeo Recap Video**

A video from the agency's Roadeo which took place on February 28, 2026 was presented by the Operations department.

**7. BOARD MEMBER COMMENTS**

Board Member comments were made by:

- Board Member Whitman, City of Indian Wells
- Board Member Alternate Harnik, City of Palm Desert
- Board Member Garner, City of Palm Springs
- Chairperson Malotto, City of Rancho Mirage

**8. CONSENT CALENDAR**

Board Member Miller moved to approve the Consent Calendar. The motion was seconded by Supervisor Perez. The motion was approved by a unanimous vote of 10 yes; 0 no; 0 abstain.

**9. FISCAL YEARS 2022-2024 TRANSPORTATION DEVELOPMENT ACT TRIENNIAL PERFORMANCE AUDIT**

Finance/Audit Committee/Committee of the Whole Chair Peña reported that this item was brought to the Finance/Audit Committee/Committee of the Whole and the Committee unanimously motioned to receive and file this item. Committee Chair Peña moved to receive and file the Fiscal Years 2022-2024 Transportation Development Act Triennial Performance Audit. The motion was approved by a unanimous vote of 10 yes; 0 no; 0 abstain.

**10. APPROVE RESOLUTION NO. 0818 AMENDING SUNLINE TRANSIT AGENCY'S CONFLICT OF INTEREST CODE**

Clerk of the Board, Vanessa Ordorica, provided an oral report summarizing the discussion from the Board Operations Committee/Committee of the Whole meeting, where the Committee unanimously motioned to approve this item. Chairperson Malotto moved to approve Resolution No. 0818 Amending SunLine

**SUNLINE TRANSIT AGENCY/  
SUNLINE SERVICES GROUP  
BOARD OF DIRECTORS MEETING - MINUTES  
MARCH 25, 2026**

Transit Agency's Conflict of Interest Code. The motion was approved by a unanimous vote of 10 yes; 0 no; 0 abstain.

Comments were made by:

- Board Member Miller, City of Indio

**11. APPROVE RESOLUTION NO. 0101 ADOPTING THE SUNLINE SERVICES GROUP'S CONFLICT OF INTEREST CODE**

Clerk of the Board, Vanessa Ordorica, provided an oral report summarizing the discussion from the Board Operations Committee/Committee of the Whole meeting, where the Committee unanimously motioned to approve this item. Chairperson Mallotto moved to approve Resolution No. 0101 Adopting the SunLine Services Group's Conflict of Interest Code. The motion was approved by a unanimous vote of 10 yes; 0 no; 0 abstain.

Comments were made by:

- Board Member Miller, City of Indio
- Catherine Groves, General Counsel

**12. APPROVE REVISED DRUG AND ALCOHOL POLICY B-010394**

Chief Safety Officer, Bryan Valenzuela, provided an oral report summarizing the discussion from the Board Operations Committee/Committee of the Whole meeting, where the Committee unanimously motioned to approve this item. Chairperson Mallotto moved to approve the Revised Drug and Alcohol Policy B-010394. The motion was approved by a unanimous vote of 10 yes; 0 no; 0 abstain.

Comments were made by:

- Board Member Ross, City of Cathedral City
- Board Member Alternate Harnik, City of Palm Desert
- Chairperson Mallotto, City of Rancho Mirage
- Catherine Groves, General Counsel

**13. CEO/GENERAL MANAGER'S REPORT**

CEO/General Manager, Mona Babauta, provided a brief oral update on this information item. No action was taken.

Comments were made by:

- Supervisor Perez, County of Riverside
- Board Member Alternate Harnik, City of Palm Desert

**SUNLINE TRANSIT AGENCY/  
SUNLINE SERVICES GROUP  
BOARD OF DIRECTORS MEETING - MINUTES  
MARCH 25, 2026**

**14. CLOSED SESSION**

- a) **CONFERENCE WITH LEGAL COUNSEL – EXISTING LITIGATION**  
Pursuant to Government Code §§ 54956.95 and 54956.9(d)(1)  
Karla Garcia v. SunLine Transit Agency, PERMA Claim # 24-181915 & PRISM  
20230003852
- b) **PUBLIC EMPLOYEE PERFORMANCE EVALUATION**  
Pursuant to Government Code section 54957(b)  
Position: Chief Executive Officer/General Manager

The Board convened in closed session in a separate room at 12:41 p.m.

**15. RECONVENE TO OPEN SESSION AND REPORT OUT FROM CLOSED SESSION**

The open session resumed at 1:48 p.m. General Counsel reported that there were no reportable actions from closed session.

**16. NEXT MEETING DATE**

April 22, 2026 at 12 p.m.  
Board Room  
32-505 Harry Oliver Trail  
Thousand Palms, CA 92276

**17. ADJOURN**

The SunLine Transit Agency and SunLine Services Group meeting concurrently adjourned at 1:49 p.m.

Respectfully Submitted,

Vanessa Ordorica  
Clerk of the Board



## SunLine Services Group

Item 8K

### Board Report

April 22, 2026

**AGENDA ITEM:** ACTION - CONSENT CALENDAR

**TO:** Taxi Committee/Committee of the Whole  
Board of Directors

**FROM:** Luis Garcia, Chief Financial Officer

**SUBJECT:** Acceptance of Checks \$1,000 and Over Report for February 2026

---

#### **Recommendation:**

Recommend that the Board of Directors (Board) approve the checks \$1,000 and Over Report for February 2026.

#### **Background:**

The Checks \$1,000 and Over Report lists all of the checks processed at the Agency with a value of over \$1,000 for a given month.

#### **Financial Impact:**

There is no financial impact associated with this item.

#### **Strategic Priority:**

Resource Acquisition, Allocation, and Management: Prioritizes optimized resource management by effectively acquiring and allocating financial, human, and material resources to ensure operational excellence and long-term sustainability.

**In Collaboration with:**

N/A

**Approved/Reviewed by:**

Luis Garcia, Chief Financial Officer

**Attachments:**

- Checks \$1,000 and Over Report for February 2026

**SunLine Regulatory Administration  
Checks \$1,000 and Over  
February 2026**

<b>Vendor Filed As Name</b>	<b>Description</b>	<b>Check #</b>	<b>Payment Date</b>	<b>Payment Amount</b>
HANSON BRIDGETT LLP	Legal Service	91475	02/25/2026	25,480.00
<b>Total Checks Over \$1,000</b>	\$25,480.00			
<b>Total Checks Under \$1,000</b>	\$937.27			
<b>Total Checks</b>	\$26,417.27			



## SunLine Services Group

Item 8L

### Board Report

April 22, 2026

**AGENDA ITEM:** ACTION - CONSENT CALENDAR

**TO:** Taxi Committee/Committee of the Whole  
Board of Directors

**FROM:** Luis Garcia, Chief Financial Officer

**SUBJECT:** Acceptance of SSG Monthly Budget Variance Report for February 2026

---

#### **Recommendation:**

Recommend that the Board of Directors (Board) approve the monthly budget variance report for February 2026.

#### **Background:**

The budget variance report compares revenues and expenses to the respective line item budgets. The report identifies current monthly revenues and expenses as well as fiscal year to date (FYTD) values. The budgetary figures are represented as a straight line budget. Accordingly, the current monthly budget values are calculated by taking 1/12<sup>th</sup> of the annual budget. The FYTD budget values for the month of February 2026 are equal to 8/12<sup>ths</sup> of the yearly budget.

#### Year to Date Summary:

- As of February 28, 2026, the organization's revenues are \$14,585 or 9.75% below the FYTD budget.
- As of February 28, 2026, expenditures are \$2,549 or 1.70% below the FYTD budget.
- The net FYTD operating gain (loss) after expenses is \$12,037.

**Financial Impact:**

There is no financial impact associated with this item.

**Strategic Priority:**

Resource Acquisition, Allocation, and Management: Prioritizes optimized resource management by effectively acquiring and allocating financial, human, and material resources to ensure operational excellence and long-term sustainability.

**In Collaboration with:**

N/A

**Approved/Reviewed by:**

Luis Garcia, Chief Financial Officer

**Attachments:**

- Monthly Budget Variance Report for February 2026

SunLine Regulatory Administration  
Budget Variance Report  
February 2026

Description	FY26 Total Budget	Current Month			Year to Date			
		Actual	Budget	Positive (Negative)	FYTD Actual	FY26 FYTD Budget	Positive (Negative)	Percentage Remaining
<b>Revenues:</b>								
Revenue Fines	2,000	-	167	(167)	850	1,333	(483)	57.5%
New Driver Permit Revenue	1,125	150	94	56	1,500	750	750	-33.3%
Taxi Business Permit	115,200	8,100	9,600	(1,500)	58,100	76,800	(18,700)	49.6%
Driver Transfer Revenue	125	50	10	40	1,100	83	1,017	-780.0%
Driver Renewal Revenue	2,975	225	248	(23)	1,575	1,983	(408)	47.1%
Vehicle Transfer Revenue	-	-	-	-	638	-	638	0%
Vehicle Permit Revenue	101,000	7,699	8,417	(718)	71,269	67,333	3,936	29.4%
Operator Application Fee	2,000	-	167	(167)	-	1,333	(1,333)	100.0%
<b>Total Revenue</b>	<b>224,425</b>	<b>16,224</b>	<b>18,702</b>	<b>(2,478)</b>	<b>135,032</b>	<b>149,617</b>	<b>(14,585)</b>	<b>-9.7%</b>
<b>Expenses:</b>								
Salaries and Wages	92,530	9,702	7,711	(1,991)	48,308	61,687	13,379	47.8%
Fringe Benefits	64,968	9,839	5,414	(4,425)	38,917	43,312	4,395	40.1%
Services	36,475	2,646	3,040	394	45,448	24,317	(21,132)	-24.6%
Supplies and Materials	19,302	5,291	1,609	(3,682)	10,678	12,868	2,190	44.7%
Taxes and Fees	50	-	4	4	-	33	33	100.0%
Miscellaneous	11,100	1,061	925	(136)	3,717	7,400	3,683	66.5%
<b>Total Expenses</b>	<b>224,425</b>	<b>28,539</b>	<b>18,702</b>	<b>(9,837)</b>	<b>147,068</b>	<b>149,617</b>	<b>2,549</b>	<b>1.7%</b>
<b>Total Operating Surplus (Deficit)</b>	<b>\$ -</b>	<b>\$ (12,315)</b>			<b>\$ (12,037)</b>			

---

**Revenue**

- Revenues are below budget primarily due to a decrease in taxi business permit revenue resulting from one taxi operator closing operations.
- As of FYTD26, there is a decrease of 6,176 taxi trips compared to FYTD25.

**Taxi Trips**

	FY25-February	FY26-February	Variance	%Δ
Trips	11,903	10,539	(1,364)	-11.5%

**Taxi Trips**

	FYTD-FY25	FYTD-FY26	Variance	%Δ
Trips	66,434	60,258	(6,176)	-9.3%

**Salaries and Wages**

- Wage expenses are below budgetary estimates due to lower than anticipated allocation of hours from SunLine Transit Agency to SunLine Regulatory Agency.

**Fringe Benefits**

- Fringe benefit expenses are within an acceptable range of the budget.

**Services**

- The unfavorable balance in services is primarily attributed to an increase in legal expenses.

**Supplies and Materials**

- Supplies and materials expenses are within an acceptable range of the budget.

**Taxes and Fees**

- Taxes and fee expenses are within an acceptable range of the budget.

**Miscellaneous**

- Miscellaneous expenses are within an acceptable range of the budget.



## SunLine Services Group

Item 8M

### Board Report

April 22, 2026

**AGENDA ITEM:** ACTION - CONSENT CALENDAR

**TO:** Taxi Committee/Committee of the Whole  
Board of Directors

**FROM:** Jill Plaza, Taxi/Contracted Transportation Services Administrator

**SUBJECT:** Acceptance of Taxi Trip Data Report – February 2026

---

#### **Recommendation:**

Recommend that the Board of Directors approve the taxi trip data for February 2026.

#### **Background:**

The attached charts summarize the total number of taxi trips generated in the Coachella Valley for the previous three (3) month period and total taxi trips for the current fiscal year to date (FYTD) compared to the last two (2) fiscal years.

For the month of February, there were 1,364 fewer taxi trips in February 2026 serviced by five (5) fewer cabs when compared to February 2025 (81 cabs in 2026 compared to 86 cabs in 2025).

There were 6,176 fewer taxi trips for FYTD26 compared to FYTD25.

#### **Financial Impact:**

There is no financial impact associated with this item.

**Strategic Priority:**

Service Reliability: Our commitment to service reliability centers on building ridership trust by delivering a seamless transit experience and being there when we say we're going to be there.

**In Collaboration with:**

N/A

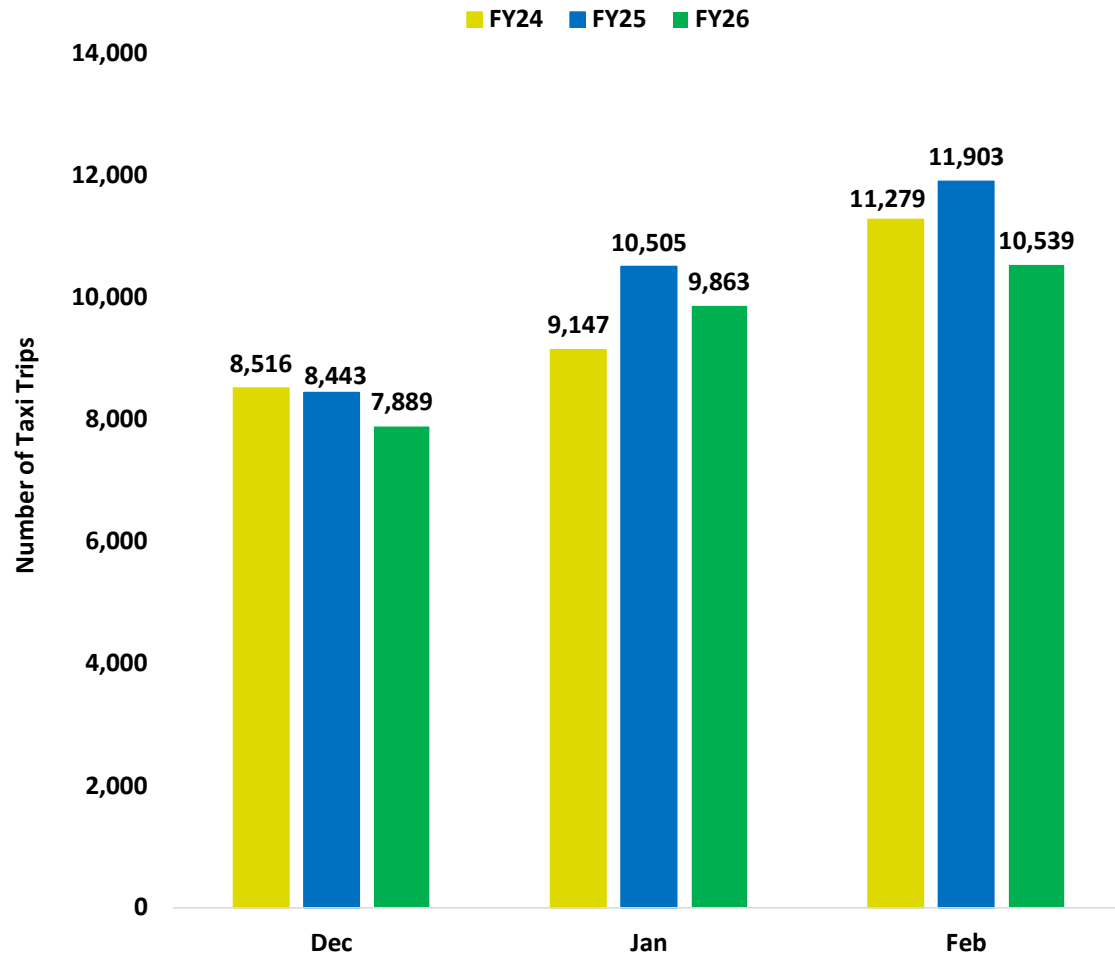
**Approved/Reviewed by:**

Greg Wildman, Chief of Strategic Alignment

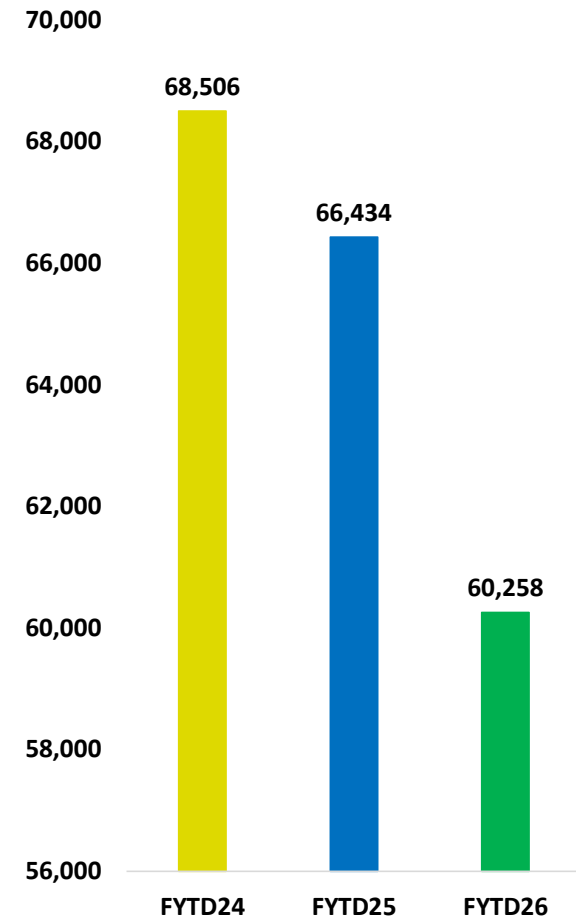
**Attachments:**

- February 2026 Taxi Trip Data Chart

### Taxi Trip Three (3) Month Comparison as of February 2026



### FYTD No. of Taxi Trips



This chart compares the three (3) most recent months and measures the total number of taxi trips taken year to date for FY24, FY25, and FY26.



## SunLine Transit Agency

Item 9

April 22, 2026

### Board Report

**AGENDA ITEM:** ACTION

**TO:** Finance/Audit Committee/Committee of the Whole  
Board of Directors

**FROM:** Ray Stevens, Deputy Chief of General Services

**SUBJECT:** Approve Third Amendment to Helixstorm Third Party IT Managed Services Agreement Increasing the Not-to-Exceed Price to \$3,799,471

---

#### **Recommendation:**

Recommend that the Board of Directors (Board) delegate authority to the CEO/General Manager or designee to execute a Third Amendment to the Helixstorm, Inc. (Helixstorm) contract for Third Party Information Technology (IT) Services, in a form approved by General Counsel, to increase the not-to-exceed price by one million five hundred eighty four thousand nine hundred thirty six dollars (\$1,584,936), for a revised not-to-exceed price of three million, seven hundred ninety nine thousand, four hundred seventy one dollars (\$3,799,471).

#### **Background:**

On July 24, 2024, the Board delegated authority to the CEO/General Manager, or designee, to enter into an agreement with Helixstorm for managed IT services with a contract value of one million eight hundred fifty five thousand three hundred four dollars (\$1,855,304). On April 23, 2025, the Board ratified a first amendment to add managed backup services in the amount of two hundred thirty nine thousand two hundred thirty dollars and eighty cents (\$239,230.80). On April 25, 2025, the CEO/General Manager approved a second amendment for additional managed IT consulting services in the amount of one hundred twenty thousand dollars (\$120,000).

Since the start of the engagement, Helixstorm has significantly improved SunLine Transit Agency's (SunLine) IT ecosystem. These improvements include stabilizing virtual technology; implementing a robust, encrypted data backup system; establishing internet service redundancy; reducing the number of servers to lower maintenance and licensing costs; upgrading SunLine's email system from a 2012 on premises platform to a fully cloud based solution; and implementing multifactor authentication. Helixstorm also migrated staff work files from local hard drives to secure offsite cloud storage, enabling staff to access records while working remotely. In addition, Helixstorm has provided ongoing training and education for SunLine's technical staff and end users.

Staff now recommends amending the contract to add additional managed IT consulting services to support SunLine's existing network and IT infrastructure, as well as IT consulting services for capital and operating projects, in the amount of one million five hundred eighty four thousand, nine hundred thirty six dollars (\$1,584,936).

Additional managed IT consulting services are needed to support and maintain SunLine network and IT infrastructure because the original Request for Proposal (RFP) for Third Party IT Services 24-091, issued in April 2024, inadvertently understated the volume of service and level of effort required. When the original RFP was developed, existing staff at the time did not have the level of knowledge, expertise, certifications and/or capacity to fully identify the scope of equipment and systems requiring ongoing support. With additional training and educational support from Helixstorm, SunLine staff now has a more comprehensive understanding of its IT infrastructure and the level of support needed. These services will help ensure SunLine's systems are properly monitored and maintained, reducing the risk of unplanned downtime and supporting continued safe operations.

In addition, SunLine requires technical IT consulting support to assist with the configuration of IT infrastructure for capital projects that are currently underway or planned in coordination with architecture engineering firms, including the Workforce Training Center and the Maintenance Building. Providing technical input during the design phase of new construction will help ensure that IT infrastructure is properly designed, adequately sized, and ready for occupancy, including sufficient data storage capacity. These consulting services will also support the deployment and standardization of bus technology; public-facing cybersecurity networks; cloud storage solutions; wireless network construction; business continuity and disaster recovery planning; and implementation of a new phone system, all of which will improve communication capabilities and overall operational reliability.

**Financial Impact:**

Third party IT services to support SunLine's operations will have an annual price of \$286,956 for the balance of the five year base term and for all option years for an additional total of \$1,140,036. The IT consulting services to support and provide continued improvement to SunLine's capital and operational projects will consist of several projects that cumulatively total a cost of \$444,900, which will be paid during fiscal year 2027 and 2028 which includes \$124,455 in capital costs which will be paid from project funding across multiple projects. Some of the projects include major projects such as the new workforce training center and new maintenance facility which are funded through State Transit Assistance, Section 5307 and SB125 funds. The first year operating costs will be included in the Fiscal Year 2027 budget and will be budgeted in future years.

**Strategic Priority:**

Resource Acquisition, Allocation, and Management: Prioritizes optimized resource management be effectively acquiring and allocating financial, human, and material resources to ensure operational excellence and long-term sustainability.

**In Collaboration with:**

Walter Watcher, Chief of Capital Projects  
Luis Garcia, Chief Financial Officer

**Approved/Reviewed by:**

Mona Babauta, CEO/General Manager  
Catherine J. Groves, General Counsel

**Attachments:**

None.



## SunLine Transit Agency

Item 10

April 22, 2026

### Board Report

**AGENDA ITEM:** ACTION

**TO:** Finance/Audit Committee/Committee of the Whole  
Board of Directors

**FROM:** Ray Stevens, Deputy Chief of General Services

**SUBJECT:** Adopt Revised Procurement Policy and Rescind the Contract Policy (B-030604) and the Procurement Policies and Procedures (B-160501)

---

#### **Recommendation:**

Recommend that the Board of Directors (Board):

1. Adopt SunLine Transit Agency's (SunLine) Procurement Policy (B-160126) and rescind the Procurement Policies and Procedures (B-160501) and the Contract Policy (B-030604); and
2. Authorize the CEO/General Manager, or designee, to take further actions as may be necessary to give effect to the Procurement Policy, including maintaining and updating the Procurement Manual and making subsequent revisions to the Procurement Manual, if necessary, to implement changes in applicable laws and regulations and best procurement practices, with the understanding that changes that represent a substantive deviation from the Procurement Policy must be approved by the Board.

#### **Background:**

On September 26, 2001, the Board adopted the Procurement Policies and Procedures (B-160501), and on February 25, 2004, the Board adopted the Contract Policy (B-030604). Both policies were most recently amended in 2022. Staff and legal counsel now recommend that the Board rescind both the Contract Policy and the Procurement Policies and Procedures and adopt a new Procurement Policy. The proposed Procurement Policy establishes the standards and methods governing how SunLine will obtain goods and services. It sets forth procurement methods and thresholds for public works, materials, supplies, equipment, or

services, as well as requirements for informal and formal bidding procedures, formal competitive proposals, and when a “best value” approach may be used.

The Procurement Policy also delegates authority from the Board to the CEO/General Manager to execute and administer contracts within SunLine’s approved annual budget up to \$250,000 and to execute amendments, modifications, or change orders up to \$250,000. Any contracts or amendments, modifications, or change orders exceeding \$250,000 will require Board approval.

Under the current Procurement Policies and Procedures, the CEO/General Manager has the authority to enter into the following:

- Contracts up to \$100,000 for purchases not itemized in a board approved plan or budget;
- Contracts up to \$250,000 for purchases in a board approved plan/budget;
- An amendment to an existing contract up to \$50,000 for a total aggregate value of amendments for the same contract up to \$250,000; and
- Construction change orders between \$50,000 and \$250,000 for one transaction, with approval from the chair or vice chair of the board, and the change orders must be presented to the Board as an information item.

In the proposed Procurement Policy, staff and legal counsel recommend increasing the authority of the CEO/General Manager to execute contracts and amendments, modifications, or change orders up to \$250,000, which would clarify and simplify the CEO/General Manager’s authority. This increase is consistent with the authority for contracts, amendments, and change orders for chief executive officers at various transit agencies throughout California as shown in Attachment A.

The proposed Procurement Policy also addresses conflicts of interest, SunLine’s Disadvantaged Business Enterprise Program, protest procedures, emergency contracts, cooperative purchasing agreements, disposal of surplus property, and revenue generating contracts and concessions.

The Procurement Policy is implemented through the Procurement Manual, which contains detailed procedures consistent with the Procurement Policy and applicable law. By adopting the proposed Procurement Policy, the Board authorizes the CEO/General Manager, or designee, to maintain and update the Procurement Manual and make subsequent revisions to the Procurement Manual, if necessary, to implement changes in applicable laws and regulations and best procurement practices. Any substantive deviations from the Procurement Policy will require further Board approval.

**Financial Impact:**

There is no direct financial impact associated with this item. It is anticipated that the streamlining of the procurement process will allow staff to perform the procurement functions in a more efficient and timely manner and will increase overall agency productivity and responsiveness.

**Strategic Priority:**

Resource Acquisition, Allocation, and Management: Prioritizes optimized resource management be effectively acquiring and allocating financial, human, and material resources to ensure operational excellence and long-term sustainability.

**In Collaboration with:**

Walter Watcher, Chief of Capital Projects  
Luis Garcia, Chief Financial Officer

**Approved/Reviewed by:**

Mona Babauta, CEO/General Manager  
Catherine J. Groves, General Counsel

**Attachments:**

- [Item 10a](#) - Summary of Chief Executive Officers' Procurement Authority for Peer Transit Agencies
- [Item 10b](#) - Proposed Procurement Policy (B-160126)
- [Item 10c](#) - Resolution No. 0819 – Adopting SunLine’s Procurement Policy and Rescinding the Contract Policy and the Purchasing Policies and Procedures

**Summary of Chief Executive Officers' Procurement Authority**  
**for Peer Transit Agencies**

<b>Agency</b>	<b>Chief Executive Officer's Authority for Contracts</b>	<b>Chief Executive Officer's Authority for Amendments/Change Orders</b>
<b>San Mateo County Transit District</b>	<p>For non-emergency goods and services: \$250k</p> <p>For emergencies: anything above \$250K for materials, supplies, equipment, and services requires Board ratification / anything above \$220K for construction, repair, maintenance, and alteration work requires Board ratification</p> <p>Public Works (under CUPCCAA): \$220K (as set by PCC 22032(b)); anything above requires Board ratification</p>	<p>For Board-authorized contracts: \$250k or 10% of the cumulative amount, whichever is greater</p> <p>For amendments only to extend term with no change in amount, or side letter amendments: no limit</p>
<b>Golden Gate Bridge, Highway &amp; Transportation District</b>	<p>\$250K</p> <p>Can approve contracts over \$250K only if for routine equipment, supplies, materials, dry-dockings, and printing of materials ("Routine")</p>	<p>For contracts awarded under GM authority: \$50K</p> <p>Can approve amendments/change orders over \$50K for Routine work or for non-routine work only if cumulative total, including contract amount, does not exceed \$250K</p> <p>For contracts awarded by the Board: up to contract contingency or NTE 10% of original contract</p>
<b>San Joaquin Regional Transit District</b>	<p>Materials, supplies or equipment, or services: \$250K</p> <p>Public projects: \$220K, as set by PCC 22032(b)</p>	<p>For contracts within CEO's authority, cumulative modifications (including original contract amount) do not exceed \$250K</p> <p>For contracts executed within the Board's authority, cumulative modifications do not exceed \$250K</p>

<p><b>Livermore Amador Valley Transit Authority</b></p>	<p>\$100K for supplies, equipment, materials, services, and construction or public works; revenue-generating contracts; and annual rent for leases and licenses of real or personal property in which LAVTA is a lessee or licensee and the term does not exceed 3 years</p>	<p>For contracts up to \$100K, can issue change orders/amendments, cumulatively NTE \$25K</p> <p>For contracts over \$100K, can issue change orders/amendments, cumulatively NTE 10% of original contract, and NTE \$50K for a single change order</p>
<p><b>Santa Cruz Metropolitan Transit District</b></p>	<p>For equipment, supplies, materials and services: \$200K</p> <p>For public works contracts: \$220K, as set by PCC 22032(b)</p>	<p>All amendments to supplies or service contracts, provided the sum of all amendments for a single contract doesn't exceed \$200K</p> <p>For public works contracts originally awarded for \$220K or less: all change orders so long as sum of original contract and all change orders do not exceed \$220K</p> <p>For public works contracts originally awarded for \$220K to \$1M: up to \$200K for change orders, so long as sum of change orders for a single contract doesn't exceed \$200K</p> <p>For Board-awarded public works contracts originally for \$1M or more: up to \$200K for change orders OR change orders totaling the following percentages for a single contract: 10% of the first \$1M; plus 8% of next \$9M; plus 6% of the balance</p>
<p><b>Alameda-Contra Costa Transit District</b></p>	<p>For goods and services: contracts less than \$250K per "contract year"</p> <p>For public works contracts: \$250K</p>	<p>Any amendments not reserved for Board Authority, that is amendments with a cumulative value of 15% or less of the original contract value, and time-extensions that do not exceed 50% of the original base term</p>
<p><b>Tri-Valley San Joaquin Valley Regional Rail Authority</b></p>	<p>\$100K for supplies, equipment, materials, services, and construction or public works; revenue-generating contracts; and annual rent for leases and licenses of real or personal property in which Valley Link is a</p>	<p>For contracts up to \$100K, can issue change orders/amendments, cumulatively NTE \$25K</p> <p>For contracts over \$100K, can issue change orders/amendments, cumulatively NTE 10% of original</p>

	lessee or licensee and the term does not exceed 3 years	contract, and NTE \$50K for a single change order
<b>Central Contra Costa Transit Authority</b>	<p>\$100K for contracts within operating budget or capital budget</p> <p>Public works contracts: \$6,500</p>	<p>For contracts not exceeding \$100K, can issue change orders/amendments, cumulatively NTE \$25K</p> <p>For contracts over \$100K, can issue change orders/amendments, cumulatively NTE 10% of original contract, and NTE \$50K for any single change order</p>

**SunLine Transit Agency  
Procurement Policy  
Policy No. B-160126**

**Adopted: 04/22/2026**

---

---

## **SUNLINE TRANSIT AGENCY PROCUREMENT POLICY**

The SunLine Transit Agency (SunLine) is a California joint powers authority, created by Riverside County and the nine cities of the Coachella Valley, which authorizes SunLine to acquire such property, facilities, equipment, materials, supplies, and services as may be deemed necessary to carry out its duties.

The procedures governing procurements of SunLine derive from state and federal law. By accepting state and federal funding, SunLine is also obligated to comply with certain regulations in its procurement of goods, and services. In the event of a conflict between SunLine's Procurement Policy and state or federal law, such state or federal law will supersede this Procurement Policy.

This Procurement Policy provides a broad overview of the standards and methods that will guide SunLine in obtaining goods and services. Wherever in this Procurement Policy the CEO/General Manager is designated authority, such authority shall be understood to include the designee of the CEO/General Manager.

### **A. Fundamental Principles of Ethical Procurement**

SunLine's procurement practices reflect its commitment to fundamental principles of ethical procurement, which are as follows:

1. Foster maximum open and free competition for SunLine Contracts;
2. Promote the greatest economy and efficiency in SunLine procurements;
3. Ensure adherence to proper standards of conduct by SunLine board members, officers, and employees;
4. Maintain procurement policies and procedures that guarantee compliance with applicable state and federal laws and regulations;
5. Establish and maintain an arm's length relationship with all Contractors;
6. Treat all prospective Contractors, Consultants, and vendors, including Disadvantaged Business Enterprises (DBEs) and small businesses, in an equal and equitable manner; and
7. Provide guidance for remedy and resolution of Contract claims or disputes.

Based on these fundamental principles of ethical procurement, SunLine has developed the following set of procurement and contracting policies.

**B. Conflicts of Interest**

No director, officer, employee, or agent of SunLine shall participate in any procedure, tasks, or decisions relative to initiation, evaluation, award, or administration of a contract if a conflict of interest, real or apparent, exists. Such a conflict of interest arises when (a) the director, officer, employee or agent, (b) any member of his or her immediate family, (c) his or her business associate, or (d) an organization which employs, or which is about to employ, any of the above described individuals has a financial or other interest in a firm that participates in a SunLine procurement process or that is selected for an award. The standards governing the determination as to whether such an interest exists are set forth in Sections 1090, 1091, and 1091.5 of the California Government Code and the California Political Reform Act (California Government Code Section 81000 *et seq.*).

**C. Methods of Procurement**

1. All purchases and contracts, whether by informal bidding, formal bidding or proposals, shall be made on a competitive basis to the greatest extent practicable.
2. The method of procurement, such as small purchases, informal bids or proposals, formal competitive bidding, requests for proposals, etc., shall be appropriate for the type of project or procurement and shall be in the best interest of SunLine.
3. Formal competitive bidding must be used for construction, repair, maintenance, alteration, and similar work whenever the estimated expenditure for such work exceeds \$220,000 or the current threshold set forth in California Public Contract Code Section 22032(c), whichever is greater. Alternative methods of procurement, such as a design build approach, may be utilized if authorized by state law and in full compliance with all applicable requirements.

Federally-funded procurements will comply with all applicable federal requirements.

Informal competitive procedures, as set forth in SunLine's Public Works Bidding Procedures Ordinance (Ord. No. 17-01) may be used for construction, repair, maintenance, alteration and similar work for locally-funded contracts whenever the estimated expenditure is more than \$75,000 (or the current threshold set forth in California Public Contract Code § 22032(a), whichever is greater) and not more than \$220,000 (or the current threshold set forth in California Public Contract Code § 22032(b), whichever is greater) or for federally-funded contracts whenever the estimated expenditure is more than \$15,000 and not more than \$220,000. Award will be made to the lowest responsible bidder. (Public Contract Code § 22038).

For construction, repair, maintenance, alteration and similar work where the estimated expenditure is \$75,000 (or the current threshold set forth in California Public Contract Code § 22032(a), whichever is greater) or less, SunLine may use a negotiated contract or a purchase order.

4. Formal competitive bidding must be used when purchasing materials, supplies, equipment, or services is over \$350,000, but a “best value” approach may be used in circumstances where it is determined to be in the best interest of SunLine. “Best value” means a process in which the overall combination of quality, price, and other elements such as reliability, standardization, vendor qualifications, warranty, life cycle costs, and sustainability issues are considered together to determine which proposal provides the greatest overall benefit to SunLine. On a case by case basis, and in particular when a procurement involves a combination of goods and services, the SunLine Procurement Department, in consultation with the Project Manager or the department issuing the solicitation, shall make the determination of whether a “best value” approach is in the best interest of SunLine. In such circumstances, the determination will be documented in writing and a formal competitive proposal process will be utilized.
5. An informal procurement method may be utilized for the purchase of materials, supplies, equipment, or services when the estimated expenditure is more than \$15,000 and up to \$350,000. To the extent practicable, such a method shall involve obtaining a minimum of three quotations, either written or oral, that permit prices and other terms to be compared. SunLine will undertake adequate outreach to ensure open and free competition, and that small businesses, including DBEs are afforded opportunities to submit quotations. To the extent practicable, SunLine will strive to obtain at least one of the minimum of three quotations from a small business. SunLine will utilize interested vendors based upon a review of trade sources, lists of certified DBEs and small businesses that have registered with the State, and vendors that have registered with SunLine to receive notice of contract opportunities. When appropriate to ensure satisfaction of the Fundamental Principles of Ethical Procurement set forth in Section A of this Policy, such solicitations shall be advertised by SunLine. SunLine’s informal bidding procedures, using a lowest responsible bidder standard for bid comparison, will serve as the typical standard on which to base the purchase of materials, supplies, and equipment or services, unless it is determined in writing that it is in SunLine’s best interest to apply a “best value” approach, in which event, qualitative factors such as those set forth in paragraph C.4 above, in addition to price, may be considered in making an award.
6. Formal competitive proposals, which consider and evaluate factors in addition to price, will be used to retain professional and non-professional services when the estimated expenditure is more than \$350,000. Specialized State and federal laws will apply to the procurement of

architectural and engineering services as defined by applicable laws and regulations, regardless of the estimated expenditure.

7. The use of appropriate intergovernmental and cooperative agreements is encouraged in order to reduce duplicative effort and to achieve cost economies.
8. SunLine may purchase items on the open market under the following conditions: (a)(i) if SunLine rejects bids received in connection with a procurement of materials, supplies, equipment, and services requiring formal competitive bidding, and (ii) the Board of Directors determines and declares by a two-thirds vote of all its members that in its opinion the materials, supplies, equipment, and services may be purchased at a lower price in the open market; or (b) if the Board of Directors, or the CEO/General Manager, within the CEO/General Manager's procurement authority, has exercised discretion to waive the competitive process when permissible under applicable law and consistent with the fundamental principles of procurement set forth in this Policy, or (c) if no bids or proposals are received in response to a formal solicitation and market research indicates another procurement for the supplies, equipment, services and materials will not render a different outcome. See Section K "Discretion to Waive the Competitive Process" set forth below.

**D. Procurement Documentation and Consideration of Bids and Proposals**

1. Formal competitive bidding requires preparation of bid documents that clearly set forth all requirements which must be fulfilled in order for the bid to be responsive, advertisement in accordance with the law, and, once bids are received, an award, if made, to the lowest responsive and responsible bidder.
2. Formal competitive proposals, including the "best value" approach, require issuance of Requests for Proposals, which clearly set forth all the requirements, and state the qualitative factors, in addition to price, which will be used to evaluate and rank the Proposals. An award, if made, will be to the proposer receiving the highest consensus ranking, subject to successful negotiations with SunLine.
3. Any and all bids, quotes or proposals may be rejected by SunLine if it is in SunLine's best interest to do so.
4. SunLine may only contract with persons, firms or entities that are qualified and possess the ability to perform successfully under the terms and conditions of the proposed procurement.

**E. Execution of Contract Documents**

1. All SunLine contracts and amendments will be in writing and executed prior to beginning performance under the contract.
2. The CEO/General Manager may execute all contracts on behalf of SunLine that are duly approved within the CEO/General Manager's authority. The Chairperson of the Board of Directors will sign contracts and leases that require approval by the Board, unless otherwise delegated to the CEO/General Manager.

**F. Disadvantaged Business Enterprise Program**

SunLine is committed to a Disadvantaged Business Enterprise ("DBE") Program for DBE participation in District contracting opportunities in accordance with 49 Code of Federal Regulations (CFR) Part 26, effective June 22, 2001, as may be amended. It is the policy of SunLine to ensure nondiscrimination on the basis of race, color, sex or national origin in the award and administration of U.S. Department of Transportation assisted and Authority contracts. It is the intention of SunLine to create a level playing field on which DBEs can compete fairly for contracts and subcontracts to provide SunLine's public works, supplies, equipment, materials, and services.

**G. Protest Procedures**

Bidders may protest contracts that are let through informal bidding, formal competitive bidding, or competitive negotiations. The CEO/General Manager, or designee, is authorized to review and rule upon protests concerning contracts awarded within the CEO/General Manager's procurement authority. Protests for contracts not within the CEO/General Manager's procurement authority will be reviewed and determined by the Board of Directors upon recommendation by the CEO/General Manager and legal counsel.

All protests will be processed in accordance with the written procedures set forth in the Procurement Manual.

**H. CEO/General Manager's Procurement Authority**

1. The CEO/General Manager is authorized to purchase materials, supplies, and equipment and services and to arrange for work in a manner consistent with this Procurement Policy and written procedures as may be developed from time to time. The CEO/General Manager is authorized to execute agreements and expend funds for procurements and activities included within SunLine's approved annual budget in an amount not to exceed \$250,000.
2. The CEO/General Manager is authorized to modify and otherwise administer all contracts on behalf of SunLine. For all contracts, the CEO/General Manager is authorized to issue contract change orders or

amendments within any Board approved contingency. If the Board does not establish a contingency or in the event the contingency is exhausted, the CEO/General Manager, or designee, may execute amendments, modifications, or change orders not to exceed \$250,000.

3. The CEO/General Manager is authorized to designate staff to oversee and monitor procurements and may delegate its contracting authority set forth in the paragraph above. Such delegation(s) must be in writing, documented by the Deputy Chief of General Services, and must specify defined monetary limits.
4. Only the Board may award contracts over \$250,000. When the Board awards such contracts, it also delegates to the CEO/General Manager the authority to execute the resulting agreement.

#### **I. Emergency Contracts**

For procurements requiring competitive bidding and/or Board approval, in case of any sudden, unexpected occurrence that poses a clear and imminent danger, requiring immediate action to prevent or mitigate the loss or impairment of life, health, property, or essential public services, the Board hereby designates the CEO/General Manager to take all necessary and proper measures in emergency conditions to maintain SunLine's systems in operation. The Board also grants the CEO/General Manager the authority to determine that there is insufficient time for competitive bidding and that public interest and necessity demand the immediate expenditure of public money to safeguard life, health, or property. If the CEO/General Manager makes such a determination, the CEO/General Manager may expend or enter into a contract involving the expenditure of any sum needed in such emergency without observance of the provisions requiring contracts, bids, or notice. The CEO/General Manager will report on the reasons and necessity for proceeding without a competitive solicitation to the Board of Directors at a regular meeting of the Board of Directors held within 14 days of the action for discussion and ratification, or if no regular meeting is scheduled, within 7 days of the action at a special meeting of the Board of Directors. Upon hearing the CEO/General Manager's report, the Board shall determine, by a four-fifths vote, whether or not there is a need to continue the emergency action. The Board will continue to evaluate and review the emergency action, determining whether or not the emergency procurement is still required, at every regularly scheduled meeting thereafter until the action is terminated. See Public Contract Code Sections 22035, 22050.

#### **J. Cooperative Purchasing Agreements**

To foster greater economy and efficiency, SunLine may avail itself of federal, state, and local intergovernmental agreements for procurement or use of common goods and services. Joint procurements, state cooperative purchasing programs, and assignment of existing contract rights ("piggyback" procurements) with other public agencies may be used when consistent with applicable state and federal statutory or grant requirements.

**K. Discretion to Waive the Competitive Process**

The Board of Directors or the CEO/General Manager in the case of procurements within the CEO/General Manager's procurement authority, may waive the requirements for formal competitive bidding or other procedures set forth in this Policy when (1) permissible under applicable law, (2) a determination is made that the best interests of SunLine are served thereby, and provided there is adequate documentation of the need for such material, supplies, equipment, public works or services; and (3) a determination is made that following competitive procedures would be unavailing and not in furtherance of the purposes of the competitive bidding statutes and SunLine's Procurement Policy. These circumstances shall be evaluated on a case-by-case basis, in consultation with legal counsel, keeping in mind the Fundamental Principles of Ethical Procurement set forth in this Policy. The findings justifying the waiver must be documented in the record.

Regardless of the estimated cost of the procurement, SunLine is not required to engage in the competitive bidding process when procuring materials, supplies, equipment or services for which there exists only a sole source of supply. If more than one distributor of a product or service is available, the product or service is not exempt from competitive bidding as a sole source, but may be exempt from competitive bidding as a single source with appropriate justification. A sole source decision is not permitted merely upon the grounds that the source demonstrates technical or administrative superiority, is the most convenient, or shows superior performance potential at lower costs. In all cases, staff must verify that the particular procurement meets the definition of a single or sole source, and a cost or price analysis must be performed to determine the fairness and reasonableness of the price. The single or sole source findings will be reviewed by the Deputy Chief of General Services in consultation with legal counsel, as needed. A written determination of the findings will be provided to the requestor for inclusion in the contract record.

**L. Contract Administration**

SunLine shall administer all contracts to ensure that contractors conform with the terms, conditions, and specifications of all contracts and to ensure all purchases are received in a timely manner. Contract administration files shall contain documentation concerning the solicitation, contract costs, modifications, and final disposition. All significant formal and informal communications on all contracts must be committed to written memoranda and promptly included in the contract file.

**M. Disposal of Surplus Property**

1. The Deputy Chief of General Services shall approve the manner of disposition of surplus supplies, equipment, and materials. The Board of Directors shall approve the disposition of any item having a fair market value greater than \$250,000. In all cases, disposition or sale of rolling stock shall require approval of the Board. In the event the surplus item to be disposed of was purchased with federal funds, SunLine will comply with federal disposition requirements.

2. The method of sale or disposition of any surplus or scrap items shall depend upon the nature of the items. Such methods shall include: (1) transfer or sale to other public agencies, (2) trade-in as part of a new procurement, (3) sale by auction, advertisement for sealed bids, or negotiation, or (4) where appropriate, proper recycling, donation to a non-profit agency, or disposal.

**N. Revenue Generating Contracts/Concessions**

To the extent they are not otherwise governed by SunLine policies, concession agreements are contracts where SunLine grants permission to use SunLine facilities or property to vendors to sell products or services, for which SunLine receives a percentage of the proceeds and/or a flat rate of compensation. Generally, these arrangements are at no direct cost to SunLine.

Where it is determined that a number of potential vendors are available to provide similar products or services, a competitive negotiations procedure should be followed, and award made to the highest ranked proposer, taking into consideration the economic return to SunLine, quality of the product, and service and experience of the vendor.

The Board of Directors shall approve revenue generating/concessions contracts that exceed \$250,000 in value.

**O. Implementation**

This Policy sets forth the standards and methods to be followed by SunLine in obtaining materials, supplies, and equipment and services. Since 2001, SunLine has had in place a Procurement Manual that sets forth implementing guidelines and procedures consistent with applicable law and best procurement practices. The CEO/General Manager shall have the authority to maintain and update as necessary the Procurement Manual to give effect to this Policy and may make subsequent revisions if necessary to implement changes in applicable laws and regulations and best procurement practices, such as the FTA Best Practices Procurement Manual, Caltrans Local Assistance Procedures Manual, American Public Transit Association guidelines and standards, or other well accepted external references. Changes that represent a deviation from this Policy must be approved by the Board of Directors. All SunLine staff with responsibility for procurement activities must be trained in, and adhere to, this Policy and the Procurement Manual.

Adopted: Resolution No. 0819; April 22, 2026

## SUNLINE TRANSIT AGENCY

### RESOLUTION NO. 0819

#### **RESOLUTION ADOPTING SUNLINE'S PROCUREMENT POLICY AND RESCINDING THE CONTRACT POLICY AND THE PURCHASING POLICIES AND PROCEDURES**

**WHEREAS**, the SunLine Transit Agency (SunLine) is a California joint powers authority, created by Riverside County and the nine cities of the Coachella Valley, which is authorized to acquire such property, facilities, equipment, materials, supplies, and services as may be deemed necessary to carry out its duties; and

**WHEREAS**, SunLine has a responsibility to the communities it serves to establish and maintain a procurement process that protects public funds, ensures consistency, fairness, and equity among vendors, and, when expending federal funds, complies with all applicable federal regulations and grant requirements; and

**WHEREAS**, on September 26, 2001, pursuant to Resolution No. 0587, SunLine adopted the revised Procurement Policies and Procedures (B-160501), and at the February 25, 2004 board meeting, SunLine adopted the Contract Policy (B-030604), both of which were to promote the greatest economy and efficiency to SunLine and to maintain appropriate safeguards to preserve fairness and accountability in SunLine's procurement activities; and

**WHEREAS**, staff and legal counsel have prepared a new Procurement Policy that reflects current law and best procurement practices and increases the CEO/General Manager's delegated contracting authority; and

**WHEREAS**, the SunLine Board of Directors desires to adopt the SunLine Procurement Policy pursuant to this resolution.

**NOW, THEREFORE, BE IT RESOLVED** that the Board of Directors of SunLine Transit Agency hereby adopts the Procurement Policy, in the form presented to the Board of Directors, and rescinds the Contract Policy (B-030604) and the Purchasing Policies and Procedures (B-160501); and

**BE IT FURTHER RESOLVED** that the CEO/General Manager, or her designee, is authorized to take further actions as may be necessary to give effect to the Procurement Policy, including maintaining and updating the Procurement Manual and making subsequent revisions to the Procurement Manual, if necessary, to implement changes in applicable laws and regulations and best procurement practices, with the understanding that changes that represent a substantive deviation from the Procurement Policy must be approved by the SunLine Board of Directors.

**APPROVED AND ADOPTED** by the Board of Directors of SunLine Transit Agency on the 22nd day of April, 2026.

AYES:

NOES:

ABSENT:

ABSTAIN:

ATTEST:

---

Vanessa Ordorica  
Clerk of the Board  
SunLine Transit Agency

---

Lynn Mallotto  
Chairperson of the Board  
SunLine Transit Agency

APPROVED AS TO FORM:

---

Catherine J. Groves  
General Counsel



## SunLine Transit Agency

Item 11

April 22, 2026

### Board Report

**AGENDA ITEM:** ACTION

**TO:** Finance/Audit Committee/Committee of the Whole  
Board of Directors

**FROM:** Luis Garcia, Chief Financial Officer

**SUBJECT:** Approve Contract Extension with Hanson Bridgett, LLP for Legal Services

---

#### **Recommendation:**

Recommend that the Board of Directors (Board) delegate authority to the CEO/General Manager to execute a contract extension with Hanson Bridgett, LLP for legal services for a period of three (3) years and a not-to-exceed amount of \$3,708,014.

#### **Background:**

In conjunction with the conclusion of the prior General Legal Counsel agreement, the Board approved the formation of an ad hoc committee in late calendar year 2023 to work with staff and evaluate proposals through a new competitive solicitation. Based on the committee's evaluation, the Board approved a base two (2)-year agreement with three (3) one-year option terms with Hanson Bridgett at the April 2024 Board meeting to serve as General Counsel for SunLine Transit Agency (STA) and SunLine Services Group (SSG).

In anticipation of the initial contract expiration date of April 29, 2026, staff coordinated with the Board Chair to reconvene an ad hoc committee to evaluate whether to exercise the option years under the agreement. The ad hoc committee, consisting of Board Chair Lynn Mallotto, Vice-Chair John Pena, and Board Member Glenn Miller, met with staff to discuss key accomplishments, as well as current and future priorities for General Counsel. Following this meeting, the Committee met directly with General Counsel to discuss her performance.

Following these discussions, the ad hoc committee determined that Hanson Bridgett has performed effectively and satisfactorily and recommends exercising the option to extend the agreement. More specifically, over the initial two-year term, Hanson Bridgett has developed a strong understanding of SunLine's operations, as well as identified and addressed with staff practices and policies that should be amended and/or implemented for avoiding inefficiencies or exposure to risk. Through this work, Hanson Bridgett has supported a shift in the Agency's culture to being more proactive and strategic in its approach to business and legal matters, while enhancing transparency and accountability.

**Financial Impact:**

The estimated financial impact of \$3,708,014 over three (3) years will be funded via the Agency's yearly Board approved operating budget for SunLine Transit Agency and SunLine Services Group.

**Strategic Priority:**

Resource Acquisition, Allocation, and Management: Prioritizes optimized resource management by effectively acquiring and allocating financial, human, and material resources to ensure operational excellence and long-term sustainability.

**In Collaboration with:**

Ray Stevens, Deputy Chief of General Services

**Approved/Reviewed by:**

Mona Babauta, CEO/General Manager

**Attachments:**

None.



## SunLine Transit Agency

Item 12

April 22, 2026

### Board Report

**AGENDA ITEM:** INFORMATION

**TO:** Board of Directors

**FROM:** Mona Babauta, CEO/General Manager

**SUBJECT:** General Manager's Report for April 2026

---

#### **Recommendation:**

Recommend that the Board of Directors (Board) receive the General Manager's Report for April 2026 and provide feedback as appropriate.

#### **Background:**

Each month, the CEO/General Manager provides the Board with a summary of key agency activities, events, initiatives, and operational updates. This report is intended to keep the Board informed of notable developments across departments and provide transparency regarding ongoing and upcoming efforts supporting SunLine Transit Agency's mission and strategic goals.

#### **Financial Impact:**

There is no financial impact associated with this item.

#### **Strategic Priority:**

People & Workforce: Our commitment emphasizes fostering a culture that aligns with our vision, growing and creating opportunities for staff to realize their fullest potential, and maintaining staffing levels to meet the needs of our organization/customers.

**In Collaboration with:**

Executive Team Members

**Approved/Reviewed by:**

Mona Babauta, CEO/General Manager

Catherine J. Groves, General Counsel

**Attachments:**

- General Manager's Report for April 2026
- State Legislative Report from SYASL
- Federal Legislative Report from Smith Garson

## **Human Resources Update**

### ***Years of Service Recognition***

I would like to express my gratitude to the following staff member for their dedicated years of service to the organization. Their hard work and commitment has been essential in advancing our work in serving the community.

#### **25 Years:**

- Raj Pandian - *Motor Coach Operator*

### ***New Hires***

During the month of March, SunLine welcomed several new employees across multiple departments. These staff members will support the agency's ongoing operational needs and help strengthen our ability to provide safe, efficient, and reliable transit services. We look forward to their contributions as they join the SunLine team!

- Jocelyn Velasquez – *Customer Service Representative*
- Carlos Toscano – *Motor Coach Operator*
- Raymond Vander Wyst – *Motor Coach Operator*
- Juan Meza – *Motor Coach Operator*
- Emilio Garcia – *Motor Coach Operator*
- Feliciano Garcia – *Motor Coach Operator*
- Dorlisa Morales – *Motor Coach Operator*
- Michael Newton – *Motor Coach Operator*
- Taylor Steinkamp – *Motor Coach Operator*
- Carlos Cruz – *Motor Coach Operator*
- Timothy Tamez– *Motor Coach Operator*
- Angel Marquez - *Paratransit Operator*
- David Lovell- *Paratransit Operator*
- Jason Shelly- *Paratransit Operator*
- Kevin Black- *Paratransit Operator*

### ***Promotions***

I am pleased to recognize the following employees on their recent promotion. These advancements reflect their hard work, performance, and commitment to professional growth within the agency. Congratulations to our staff members, and I look forward to their continued success in their new roles.

- Jose Verdel - *Advanced Technologies Technician*
- Travis Miller - *Senior Alternative Fuels Technician*

## **Operations Update**

### ***Snack Talk Session – Thousand Palms, CA (March 23, 2026)***

Snack Talk was held in the operator’s lounge and provided a welcoming, informal setting for operations staff to engage directly with members of the Executive Team. The session was successful in fostering open lines of communication between frontline staff and management, encouraging meaningful dialogue, engagement, and valuable feedback.

### ***Trapeze Employee Self Service***

As of April 6, 2026, Operators now can access Trapeze (our software system used to manage our daily operations) from any device, whether a work computer, home computer, or mobile, through a web-based platform. Through this access, they can view personal and employment information, check schedules and assignments, participate in bid postings for shifts and vacation, and review pay details. In addition, their ability to have independent access instead of relying on operations and administrative staff to look up, print and/or process personal information and requests will serve to increase efficiencies, productivity, and opportunities for cross-training and professional growth.

This is one of several efforts underway to improve transparency and communication with our operators by giving them direct access to information immediately.

## **Legislative Update**

### ***State Update***

The Legislature has resumed hearings following Spring Recess, with key deadlines approaching for policy committee actions and the Governor’s May Revision expected May 14.

TIRCP Cycle 8 remains a key opportunity (~\$950M statewide), with applications due May 18. SunLine continues developing a competitive application for its maintenance facility.

CARB’s ICT Phase II Review highlights ongoing challenges with zero-emission bus deployment, including infrastructure, cost, and vehicle availability constraints.

## **Bills of Interest:**

AB 1837 – Camera Enforcement – Support  
AB 1941 – Organized Metal Theft – Support  
AB 1944 – ZEB Axle Weight – Support  
SB 1087 – SCS Modernization – Watch  
AB 1383 – PEPRA – Watch  
AB 1421 – Road Usage Charge – Watch  
AB 1599 – Transit Stop Registry – Watch  
AB 1855 – CEQA Exemption – Watch  
AB 1883 – Workplace Surveillance – Watch

The State Legislative Report from SYASL includes additional details and is [attached](#).

## ***Federal Update***

Federal activity is focused on FY27 appropriations, reauthorization, and policy impacts from geopolitical conditions.

The Administration's FY27 budget proposes \$26.6B for USDOT while signaling potential reductions to discretionary programs, including Section 5339 Bus and Bus Facilities funding that has been historically used to fund bus replacements and infrastructure investments.

SunLine's \$5M maintenance facility request has been submitted by Rep. Ruiz, with continued engagement from the California delegation.

## **Federal Advocacy – April Fly-In**

I traveled to Washington D.C. on April 2-3 alongside our Chief Financial Officer, Luis Garcia, and Vice-Chair Peña, where we participated in meetings with federal officials and our congressional delegation.

The top priority discussed in each meeting involved maintaining, at the least, current levels of formula and discretionary funding necessary for meeting operational and capital needs. Staff also highlighted the importance of a new maintenance facility, as well as regulatory changes that improve operational efficiencies, support employee safety and wellness, and

enhance responsiveness to community needs. Where appropriate, staff also highlighted SunLine's leadership in advancing hydrogen technology since the early 2000s.

The Department of Energy expressed strong interest in our hydrogen program and potential collaboration opportunities.

The Federal Legislative Report from Smith Garson includes additional details and is [attached](#).

### **Community/Industry Engagement Events**

#### ***SunLine: Rides Reimagined Stakeholder Workshop – Palm Desert, CA (March 9, 2026)***

As part of the Phase 1 Public Engagement Process for [SunLine: Rides Reimagined](#), SunLine hosted a Stakeholder Workshop at the Joslyn Center on March 9, 2026. The event, held in collaboration with consultants Jarret Walker + Associates (JWA) and Kearns & West (K&W), was attended by approximately 30 stakeholders representing Coachella Valley cities, schools, nonprofits, government agencies, and neighboring transit providers. The workshop provided a comprehensive overview of the SunLine: Rides Reimagined initiative, introducing the audience to SunLine's goals and the project's key milestones. JWA presented an overview of SunLine's current service, using operational and census data to illustrate how the agency currently serves the community. Participants then took part in a gamified transit-planning activity set in a fictional city, giving firsthand insight into the difficult trade-offs between ridership and coverage. This activity was key in demonstrating how SunLine will develop the service scenarios that will shape Phase 2 of the project.

#### ***SunLine: Rides Reimagined Core Design Retreat and Debrief – Thousand Palms, CA (March 10-11, 2026)***

To conclude Phase 1 of [SunLine: Rides Reimagined](#), Jarrett Walker + Associates (JWA) led a two-day Design Retreat at the Thousand Palms office. The retreat brought together staff from SunLine's Safety, Planning, Operations, and Finance departments, along with representatives from TranspoGroup and Via, to develop the two service scenarios that will anchor the agency's second round of public engagement.

The team was tasked with creating two distinct service scenarios on large-scale maps, specifically designed to reflect coverage and ridership models. A core component of this process was balancing technical expertise with community feedback. The team combined

internal operational knowledge of the system with the Phase 1 survey data, which showed that Coachella Valley residents are closely split in their service priorities. By applying this dual perspective, staff developed two proposed service concepts that reimagine the SunLine system while staying within SunLine's current funding, staffing, and capital resource limits.

At the conclusion of each day, external stakeholders were invited to review the maps and provide feedback. JWA is currently digitizing these maps to ensure they are public-ready for the Phase 2 engagement process, which is scheduled to begin in early May.

### ***Ophelia Project Annual Luncheon – Rancho Mirage, CA (March 16, 2026)***

Staff attended the Ophelia Project Scholarship Award Ceremony and Annual Luncheon, an inspiring event hosted by the John F. Kennedy Memorial Foundation. The gathering brought together local leaders, Ophelia mentors and community champions to celebrate the remarkable young women participating in the Ophelia Project — a program dedicated to empowering girls to build resilience and develop the confidence and leadership skills needed to thrive.

The annual luncheon served as both a celebration of the scholarship recipients' achievements and a testament to the community's collective commitment to supporting the next generation of leaders. Attendees had the opportunity to witness firsthand the positive impact the Ophelia Project continues to have on the Coachella Valley.

For SunLine, participation in this event reflected the agency's ongoing dedication to community engagement and its valued partnership with the JFK Memorial Foundation. Staff members were able to connect with fellow community leaders and professionals, strengthening relationships that align with our mission to serve and uplift the communities the agency operates within.

### ***National Transit Employee Appreciation Day – Thousand Palms, CA (March 18, 2026)***

SunLine joined transit agencies across the country in recognizing National Transit Employee Appreciation Day on March 18th. This annual event honors the dedication and hard work of our team members and their unwavering commitment to serving the Coachella Valley community.

To celebrate the occasion, breakrooms across SunLine's facilities were decorated with a Transit Superhero theme, featuring signage highlighting compliments received from riders. Employees were treated to baked goods, coffee, and an assortment of snacks throughout the day. Photos from the festivities are available on our official social media channels.

### ***Lunch & Learn Travel Training at The Salvation Army – Cathedral City, CA (March 19, 2026)***

SunLine staff conducted a travel training presentation at The Salvation Army where the purpose of the presentation was to introduce those that attend the Salvation Army's Lunch and Learns to our services.

The presentation covered key topics, including SunLine's services, the SunDial Paratransit program for individuals with disabilities, the Taxi Voucher Program for seniors and those with disabilities, and a brief tutorial on how to use our mobile apps.

This event marked another successful collaboration between the agency and The Salvation Army, aimed at expanding outreach to community members who may benefit from SunLine's services — with a particular focus on veterans. The partnership reflects our continued commitment to accessibility, community engagement, and providing exceptional service to all riders.

### ***American Public Transportation Association (APTA) Transit CEOs Seminar – Monterey, CA (March 20 – 22, 2026)***

I attended this year's Transit CEOs Seminar, where I connected with executive leaders from across the country to discuss best practices and solutions for increasing our effectiveness as leaders in the industry, including employee and system safety, federal funding and policy changes, policy and technology changes related to zero-emission fleets, and board and labor relations. Engaging with peers in these discussions continues to strengthen my leadership capacity and supports informed decision-making for the agency.

### ***On-Bus Travel Training Session with Seniors from the Mecca and Thermal Community Centers – Mecca to Indio, CA (March 24, 2026)***

SunLine's Travel Training Program provides hands-on instruction designed to help individuals gain the skills and confidence needed to utilize the fixed-route bus system independently. Training is offered on a one-on-one or group basis and is tailored to each participant's unique needs and abilities.

During this session, our Marketing staff conducted onboard travel training with seniors from the Mecca and Thermal Community Centers. Marketing staff rode with participants and guided them throughout their journey from boarding to arriving at their destination. Participants were introduced to key skills including how to identify bus stops, read schedules, board and exit safely, pay bus fares, and navigate routes for meeting their daily needs. This outreach reinforces our commitment to ensuring that all members of the Coachella Valley community — regardless of ability — have access to safe, reliable, and independent transportation.

### ***34<sup>th</sup> Annual Senior Inspiration Awards – Indian Wells, CA (March 27, 2026)***

SunLine was proud to support the 34th Annual Senior Inspiration Awards Luncheon, held at the Grand Hyatt Indian Wells Conference Center. In recognition of the event's significance to the senior community across the Coachella Valley, SunLine coordinated a bus route open to the general public, which ultimately carried 65 customers from Thermal, Mecca, North Shore and Indio Hills to and from the venue.

### ***Bus Familiarization Training with Guide Dogs of the Desert – Whitewater, CA (March 28, 2026)***

Staff from our Marketing and Transportation departments, with support from the Maintenance department, coordinated a bus familiarization visit at Guide Dogs of the Desert's facility. A fixed route bus was brought on-site to provide trainers and their future guide dogs with a controlled, real-world environment to familiarize them with the public transit environment, which is an essential component of preparing these animals for life alongside their future handlers.

This collaboration reflects our ongoing commitment to accessibility and inclusive community partnerships. By bringing the bus directly to the training facility, SunLine provided a safe, structured setting for these future guide dogs to build confidence with public transit before being matched with their handlers.

### ***ThinkTransit Conference – Boston, MA (March 29 – April 1, 2026)***

Staff attended the ThinkTransit Conference including IT Support Technician, Israel Moreno, Scheduler, Sean Harrington, and Paratransit Lead Controller, Vicente Ayala. Hosted by the Trapeze Group, ThinkTransit is a national transit technology forum focused on practical, hands-on learning, peer collaboration, and direct engagement with system providers. During the conference, staff gained valuable insights for improving operational efficiency, particularly in paratransit services.

Key takeaways included strategies for optimizing scheduling and dispatch through advanced CAD/AVL systems, enhancing on-time performance, reducing service gaps, and improving customer communication and eligibility management. The conference also provided opportunities to network with industry professionals and explore innovative solutions that can be applied to strengthen overall service delivery, system reliability, and rider experience.

### ***On-Bus Travel Training with Youth from James O. Jessie Desert Highland Unity Center – Palm Springs to Palm Desert, CA (March 31, 2026)***

Marketing staff conducted an on-bus travel training session with youth participants and their mentors from the James O. Jessie Highland Unity Center in Palm Springs. Staff rode

alongside participants, guiding them through the full transit experience. The session followed a practical, real-world route from the participants' location to the Shops at Palm Desert, equipping the youth with the skills needed to travel independently to employment opportunities in the area. This training emphasizes our commitment to empowering the next generation with the tools and confidence to navigate the Coachella Valley's transit system on their own.

***11<sup>th</sup> Annual Student Art Contest Submission Period Open (April to June 12, 2026)***

SunLine's Student Art Contest entry period has opened to all students K-12th grade in the Coachella Valley. This year's theme incorporates parts of our new mission statement as well as the recurring environmental theme in past Student Art Contests: "Moving People. Improving Lives. Protecting Our Planet." **The submission deadline is Friday, June 12, 2026.** This initiative is designed to engage local youth in the arts with a focus on sustainability, clean energy, and public transportation policy.

The Student Art Contest has seen strong participation and growing interest from students across the Coachella Valley throughout the years. We kindly ask for your support in sharing this opportunity within your networks, primarily with students from K-12th grade who have a passion for the arts, environmental sustainability and/or public transportation. For more information and to submit artwork, visit our website: [SunLine.org/StudentArt](http://SunLine.org/StudentArt)

***Free Rides For Earth Day – Coachella Valley (April 22, 2026)***

Happy Earth Day! In recognition of this day, SunLine Transit Agency is offering free fares on all our fixed-route services (routes 1EV, 1WV – 9 and 14) throughout the entire day. This initiative aligns with our commitment to equity and sustainability, making it easier for everyone to experience the benefits of public transportation.



April 10, 2026

TO: Board of Directors  
SunLine Transit Agency

FM: Matt Robinson, Michael Pimentel & Brendan Repicky  
Shaw Yoder Antwih Schmelzer & Lange

RE: STATE LEGISLATIVE UPDATE – April 2026

---

**General Update**

As noted in last month’s report, the deadlines for Assembly Members and Senators to amend “spot bills” (i.e. placeholder legislation) were March 16 and March 25, respectively. Pursuant to those deadlines, nearly 600 bills were amended and now include substantive language.

On March 26, the Legislature broke for their Spring Recess and reconvened on April 6. Upon their return, policy committees and budget subcommittees in both houses continue to review legislation introduced in the session and the Governor’s budget proposals, with April 24 as the last day for policy committees to hear and report to fiscal committees fiscal bills introduced in their house; the last day for policy committees to hear and report to the Floor non-fiscal bills introduced in their house is May 1.

Finally, The Governor is expected to release the May Revise, the mid-year update to the proposed Fiscal Year 2026-27 budget, on May 14.

For information about key legislative and budget deadlines for next year, please see the 2026 Legislative Calendar [here](#).

**CARB Releases ICT Comprehensive Review - Phase II Report**

To assess readiness for the second phase of Innovative Clean Transit (ICT) regulation, which increases in 2026 the zero-emission bus purchase requirement on large transit agencies and extends the purchase requirement to small transit agencies, the California Air Resources Board (CARB) contracted with the National Laboratory of the Rockies and the University of California, Berkeley to conduct the ICT Comprehensive Review - Phase II.

This review, known formally as the "Comprehensive Review of California's Zero-Emission Bus Program Readiness: Phase II Summary Report," was published by CARB on April 6. The review is drawn from a combination of literature review, data analysis, and surveys of the California transit industry. The review examines key factors influencing ZEB deployment, including current adoption status, market trends and outlook, cost and performance metrics, charging and refueling infrastructure, available incentives and

funding programs, and workforce development needs. It also summarizes recent progress and identifies remaining barriers to widespread ZEB adoption.

In addition to the various ZEB types and model readiness assessment, this Review also points out that Classes 5 and 6 cutaway buses do not have commercialized zero-emission models and have not started/completed Altoona bus testing. Per Title 13 California Code of Regulations, section 2023.1(c), the California Air Resources Board will not phase in the ZEB purchase requirements for weight class 5 and 6 cutaways during calendar years 2026-2028.

The full report can be read on CARB's website [here](#).

***California Energy Commission Announces Hydrogen Infrastructure Project Grant Opportunity***

On April 6, the California Energy Commission (CEC) released a [call for submissions](#) for a competitive funding opportunity for hydrogen infrastructure.

The Hydrogen Infrastructure Project Opportunity (HIPO) will make up to \$45 million available from the Clean Transportation Program for projects that fund the deployment of hydrogen refueling infrastructure for light-, medium-, and/or heavy duty on-road fuel cell electric vehicles. Grant awards will range from \$2 million to \$15 million.

The CEC is hosting a [pre-application workshop](#) on April 23. Questions about the grant opportunity must be submitted to the Energy Commission by May 7, and applications must be submitted by June 19, 2026.

***REMINDER: CalSTA Releases TIRCP Cycle 8 Guidelines and Call for Projects***

On February 23, the California State Transportation Agency (CalSTA) released [final guidelines](#) and a [call for projects](#) for the Transit and Intercity Rail Capital Program (TIRCP) Cycle 8. The call for projects details the application requirements and procedures to apply for funding under the program. TIRCP Cycle 8 will program projects starting with the Fiscal Year (FY) 2026-27 and ending with the FY 2030-31. The new program cycle will include previously awarded and active projects that have not been fully allocated by the end of the FY 2025-26 fiscal year, and projects selected from Cycle 8. The new capacity available for Cycle 8 is currently estimated at least \$950 million, but could be adjusted based on auction proceeds and changing cash flow requirements of already awarded projects between now and the September 2026 award announcement.

Applications are due May 18, 2026, and CalSTA expects to announce awards no later than September 18, 2026.

***REMINDER: Affordable Housing and Sustainable Communities Program Notice of Funding Availability***

On March 4, the Department of Housing and Community Development (HCD) and the Strategic Growth Council (SGC) released the [Notice of Funding Availability](#) (NOFA) for Round 10 of the Affordable Housing and Sustainable Communities (AHSC) Program. The AHSC supports transit, housing, and land use projects which reduce greenhouse gas emissions. Approximately \$750 million in funding capacity is available for Round 10.

Applications are due May 4, 2026, and awards are expected to be announced in December, 2026.

***Bills with Recommended Positions***

**AB 1837 (Mark González) Forward Facing Camera Reauthorization – RECOMMEND SUPPORT**

Sponsored by the California Transit Association, this bill would extend the existing authorization for transit agencies to install forward-facing automated parking cameras to combat the issue of cars parked in bus lanes and help ensure transit reliability. This authorization – originally enacted in 2022 – is set to expire on January 1, 2027. ***This bill passed out of the Assembly Transportation Committee on March 24 and is now in the Assembly Privacy and Consumer Protection Committee.***

**AB 1941 (Mark González) Organized Metal Theft – RECOMMEND SUPPORT**

This bill would create the new crime of organized metal theft for those who act in concert with additional persons to steal high-value metals used in public infrastructure, including copper wiring. The bill would make this crime punishable as either a misdemeanor or a felony. Last year, the Governor signed AB 476, also by Assemblymember González, to combat metal and copper theft by requiring junk dealers to collect more detailed records, provide access of those records to law enforcement, and increase the fine for noncompliance. SunLine supported this bill. ***This bill passed out of the Assembly Public Safety Committee on March 25 and is now in the Assembly Appropriations Committee.***

**AB 1944 (Lee) Zero-Emission Bus Axle Weight Limit – RECOMMEND SUPPORT**

Also sponsored by the California Transit Association, this bill would amend the axle weight limits that apply to zero-emission buses purchased by California transit agencies by postponing the dates by which certain axle weight limits apply. This proposal would provide for a near-term increase in axle weight limits to help facilitate continued compliance with the California Air Resources Board’s Innovative Clean Transit (ICT) regulation. ***This bill passed off the Assembly Floor on April 6 and is now in the Senate Rules Committee, awaiting referral to Senate Policy Committee.***

**AB 2168 (Wicks) Active Transportation Program – RECOMMEND SUPPORT IF AMENDED**

Existing law establishes the Active Transportation Program for projects that support the use of active transportation, such as biking and walking and tasks the California Transportation Commission to develop guidelines with regard to project eligibility. This bill would require the guidelines to include eligibility for projects for safe routes to transit projects that encourage access to transit and investments in transit-rich and infill opportunity areas. ***We recommend an amendment requiring the guidelines provide for consultation between transit operators and local agency ATP applicants to ensure projects are designed and constructed in a safe manner for projects adjacent to transit corridors. In the Assembly Transportation Committee.***

***Bills of Interest***

**SB 1087 (Cabaldon) Transportation Planning: Sustainable Communities Strategies: Transportation Funding Programs – WATCH**

This bill seeks to modernize SB 375, the 2008 law that established the sustainable communities strategies regional planning framework. SB 1087 updates these planning requirements to better align climate, transportation, and housing goals. Specifically, it requires MPOs to include a new 8-year SCS in every other regional transportation plan, rather than every year. It also revises how GHG reduction targets are set and requires the target to reflect the combined effect of policies, regulations, and

investments to improve fleet efficiency and reduce vehicle miles traveled and be based on what is achievable for the region. Additionally, it provides a CEQA exemption for these regional plans. ***This bill passed out of the Senate Environmental Quality Committee on April 8 and is now in the Senate Transportation Committee.***

**AB 1383 (McKinnor) PEPRA Compensation Limits – WATCH**

This bill makes several changes to the Public Employees' Pension Reform Act (PEPRA) of 2013, a bill passed in 2012 to reform public employee retirement systems and help local agencies better manage future pension costs. First, AB 1383 authorizes a public employer and labor organization to negotiate an increase to Defined Benefit retirement formulas for *safety* plan members. This change would impact only public safety employees (e.g. police, firefighters) and would not impact most transit agencies, unless they manage their own police force. However, the bill also requires retirement systems subject to PEPRA *which are not enrolled in the social security program* to increase their compensation limit from 120% to 135% -- thus increasing those systems' pension obligations. Systems with employees enrolled in social security would see no change. ***In the Senate, pending referral to policy committee.***

**AB 1421 (Wilson) Vehicles: Road Usage Charge Technical Advisory Committee – WATCH**

This bill would require the California Transportation Commission, in consultation with the California State Transportation Agency, to consolidate and prepare research and recommendations related to a road user charge or a mileage-based fee system. This bill would require the commission to submit a report to the Legislature on the research and recommendations by no later than January 1, 2027. ***In the Senate, pending referral to policy committee.***

**AB 1599 (Ahrens) California Transit Stop Registry – WATCH**

This bill would require the Department of Transportation to create the California Transit Stop Registry as a centralized, statewide dataset of standardized information regarding transit stops by December 31, 2026. Additionally, this bill would require all transit operators that qualify for the funding under the Mills-Alquist-Deddeh Act to ensure that the name, location, of each of their transit stops are accurately reflected in the California Transit Stop Registry. ***This bill passed out of the Assembly Transportation Committee on March 24 and is now in the Assembly Appropriations Committee.***

**AB 1855 (Jeff Gonzalez) Expanding CEQA Exemption for Passenger Rail – WATCH**

This bill would expand existing law to exempt all projects which improve or increase passenger rail service, including station maintenance or construction, from the California Environmental Quality Act (CEQA). Current law provides a CEQA exemption until 2040 for passenger rail service projects but limits it to projects used exclusively by zero-emission or Tier 4 locomotives. ***In the Assembly Natural Resources Committee.***

**AB 1883 (Bryan) Workplace Surveillance – WATCH**

This bill would prohibit an employer from using specified surveillance tools in the workplace. AB 1883 additionally provides for a civil penalty for each violation. The bill is opposed by a variety of local government stakeholders, including the State Association of Counties (CSAC), the League of California Cities, the California Special Districts Association, and more, who are concerned that this bill will negatively impact workplace safety. ***This bill passed out of the Assembly Labor Committee on March 19 and is now in the Assembly Privacy and Consumer Protection Committee.***

*For a full list of bills we are tracking for SunLine, please click [here](#).*



**April 8, 2026**

**TO:** Board of Directors – SunLine Transit Agency

**FROM:** Smith Garson

**RE:** Federal Legislative and Regulatory Update – April 2026

### **General Update**

Federal activity in late March and early April has centered on the ongoing conflict with Iran, the continued partial shutdown of the Department of Homeland Security (DHS), and the release of the Fiscal Year 2027 (FY27) Presidential Budget Request. Congress adjourned for a two-week recess without resolving DHS funding and is scheduled to return in mid-April, when appropriations activity is expected to accelerate.

For transportation stakeholders, the current environment reflects a continued shift away from FY26 funding uncertainty and toward FY27 appropriations, surface transportation reauthorization, and agency-level policy development. SunLine leadership was also in Washington, D.C. in early April to advance federal funding and policy priorities.

### **White House Update**

The Trump Administration's primary focus remains the conflict with Iran, which began on February 28 and has continued to evolve through early April. The Administration has maintained military pressure while signaling openness to negotiations, including a recent delay in planned strikes on Iranian energy infrastructure. The conflict has contributed to volatility in global energy markets, with oil prices rising above \$100 per barrel in recent weeks.

On April 7<sup>th</sup>, just a few hours before President Trump imposed deadline, the White House announced a ceasefire deal with Iran. The 15-point ceasefire now gives both sides and the various countries acting as mediators two weeks to finalize a permanent end to the month-long hostilities. The two most contentious issues remain Iran's continued development of nuclear material and the free navigation through the Strait of Hormuz. The Trump Administration and Israel will demand Iran cease work on enriching weapons grade uranium; however, Iran argues its nuclear program is entirely peaceful and intended only for civilian power purposes. On the other side, Iran has already staked out a position that it alone controls access to the Strait of Hormuz and thus controls a significant portion of the world's oil exports. Iranian officials have proposed implementing a crypto-based fee for ships bound for certain countries in order to guarantee safe passage through the Strait.

Separately, the Administration released its FY27 Presidential Budget Request, proposing \$1.5 trillion in defense spending alongside a 10 percent reduction in non-defense discretionary spending. The request includes \$26.6 billion for the Department of Transportation, a 6.2 percent increase, with funding focused on traditional infrastructure and aviation systems. However, the

proposal does not extend advance appropriations from the Infrastructure Investment and Jobs Act and would eliminate certain discretionary programs, including RAISE grants.

While the President's budget is not binding, it establishes the baseline for congressional appropriations discussions in the coming months.

### **Congressional Activity**

The House and Senate are currently in recess and are scheduled to return the week of April 13. Prior to recess, congressional activity in late March focused on DHS funding, housing legislation, and oversight of the Iran conflict.

The DHS partial shutdown, which began on February 14, remains unresolved and has now exceeded six weeks. The House passed multiple full-year funding measures throughout March, while the Senate advanced alternative proposals that excluded Immigration and Customs Enforcement (ICE) and portions of Customs and Border Protection (CBP). Ongoing disagreements over immigration enforcement policies and oversight provisions have prevented enactment of a final agreement.

Operational impacts increased throughout March, particularly at the Transportation Security Administration (TSA), where workforce attrition and absenteeism have affected airport operations. In response, the Administration took executive action in late March to resume TSA pay and deployed additional personnel to support screening operations.

Congress is expected to revisit DHS funding negotiations immediately upon return from recess, alongside early FY27 appropriations activity.

### **Transportation and Infrastructure**

Transportation policy discussions in March and early April continue to focus on surface transportation reauthorization and aviation safety. The current surface transportation authorization expires September 30, 2026, and the House Transportation and Infrastructure Committee is expected to release draft legislation in the coming months.

Aviation safety remains an active issue following the House's February rejection of the Senate-passed Aircraft Safety and Tracking Act. In March, the House Transportation and Infrastructure Committee advanced its own proposal, reflecting a committee-driven approach to addressing safety concerns tied to the January 2025 mid-air collision.

These developments are expected to feed into broader transportation policy discussions throughout 2026, particularly as Congress begins shaping the next long-term surface transportation bill.

## **SunLine Federal Engagement Update**

SunLine leadership traveled to Washington, D.C. in early April to meet with federal agencies and members of the California delegation to advance key funding and policy priorities.

Meetings with the U.S. Department of Transportation and U.S. Department of Energy focused on SunLine's hydrogen program, operational challenges, and opportunities for federal partnership. Agency officials expressed interest in SunLine's data, innovation, and role as a national leader in hydrogen transit deployment.

Discussions with Congressional offices focused on SunLine's FY27 appropriations request for a new maintenance facility, as well as the importance of maintaining discretionary transit funding programs and flexibility for smaller transit agencies.

SunLine also raised regulatory issues affecting operations, including workforce training requirements and fleet management rules, and emphasized the importance of ensuring federal policies reflect the operational realities of transit agencies deploying advanced technologies.

### **Appropriations**

Smith Garson continued working with SunLine to advance priority projects through the California delegation's FY27 Congressional Directed Spending (CDS) process. On March 17, staff for Rep. Ruiz notified SunLine of the Congressman's intent to submit SunLine's full \$5 million request for the upgraded maintenance facility to the Appropriations Committee. Due to House rules, Rep. Calvert was not able to submit a funding request for the maintenance facility since the project will take place outside of his district. However, staff for Rep. Calvert indicated they support the project and will be helpful in advancing the during the Appropriations process throughout the summer. As of early April, neither Sen. Padilla nor Sen. Schiff have made determinations for the projects they will support.

Recent engagement with Congressional offices during SunLine's April fly-in reinforced support for the agency's maintenance facility project and broader federal funding priorities. Smith Garson will continue coordinating with delegation offices as the FY27 appropriations process advances and additional funding opportunities emerge.