



SunLine Transit Agency
January 28, 2026
11:00 a.m. – 11:25 a.m.

AGENDA

FINANCE/AUDIT COMMITTEE/ COMMITTEE OF THE WHOLE

**Wellness Room
32-505 Harry Oliver Trail
Thousand Palms, CA 92276**

NOTICE TO THE PUBLIC

In compliance with the Brown Act, agenda materials distributed 72 hours or less prior to the meeting, which are public records relating to open-session agenda items, will be available for inspection by members of the public prior to or at the meeting at SunLine Transit Agency's Administration Building, 32505 Harry Oliver Trail, Thousand Palms, CA 92276 and on the Agency's website, www.sunline.org.

Upon request, SunLine will provide written agenda materials in appropriate alternative formats to individuals with disabilities. In addition, SunLine will arrange for disability-related modifications or accommodations, including auxiliary aids or services, to enable individuals with disabilities to participate in public meetings. Please contact the Clerk of the Board at (760) 343-3456 or send a written request by emailing clerkoftheboard@sunline.org, including your name, mailing address, telephone number and brief description of the requested materials, preferred alternative format, and/or auxiliary aid or service at least three (3) days before the meeting.

Meeting Note: This Committee meeting may be attended by Members of the Board of Directors who do not serve on this Committee. In the event that a quorum of the entire Board is present, this Committee shall act as a Committee of the Whole. A vote of the Committee of the Whole does not constitute final Board action. All Committee actions must be ratified by the full Board of Directors. All items appearing on the agenda are subject to action by the Committee.

ITEM

RECOMMENDATION

- 1. CALL TO ORDER**
- 2. FLAG SALUTE**
- 3. ROLL CALL**
- 4. FINALIZATION OF AGENDA**

ITEM

RECOMMENDATION

5. PUBLIC COMMENTS

RECEIVE COMMENTS

NON AGENDA ITEMS

Members of the public may address the Committee regarding any item within the subject matter jurisdiction of the Committee; however, no action may be taken on off-agenda items unless authorized. Comments shall be limited to matters not listed on the agenda. Members of the public may comment on any matter listed on the agenda at the time that the Board considers that matter. Comments may be limited to 3 minutes in length.

6. PRESENTATIONS

7. COMMITTEE MEMBER COMMENTS

RECEIVE COMMENTS

8. CONSENT CALENDAR

All items on the Consent Calendar will be approved by one motion, and there will be no discussion of individual items unless a Board Member requests a specific item be pulled from the calendar for separate discussion. The public may comment on any item.

APPROVE

- | | |
|---|----------------|
| 8a) Acceptance of Checks \$1,000 and Over Report for
October and November 2025 | (PAGE 4-14) |
| 8b) Acceptance of Credit Card Statements for
October and November 2025 | (PAGE 15-52) |
| 8c) Acceptance of Monthly Budget Variance Report for
October and November 2025 | (PAGE 53-62) |
| 8d) Acceptance of Contracts Signed between \$25,000
and \$250,000 for October and November 2025 | (PAGE 63-66) |
| 8e) Acceptance of Union & Non-Union Pension Investment
Asset Summary for October and November 2025 | (PAGE 67-88) |
| 8f) Acceptance of Ridership Report for October and
November 2025 | (PAGE 89-96) |
| 8g) Acceptance of SunDial Operational Notes for
October and November 2025 | (PAGE 97-102) |
| 8h) Acceptance of Metrics for October and November 2025 | (PAGE 103-146) |
| 8i) Acceptance of Board Member Attendance Report for
December 2025 | (PAGE 147-149) |

9. FISCAL YEAR 2025 SINGLE AUDIT REPORT

(Staff: Luis Garcia, Chief Financial Officer)

RECEIVE & FILE

(PAGE 150-164)

ITEM

RECOMMENDATION

10. **UPDATE ON HYDROGEN FUELING ON-CALL
ENGINEERING AND SUPPORT SERVICES TASK
ORDERS**

(Staff: Luis Garcia, Chief Financial Officer)

DISCUSSION
(PAGE 165-167)

11. **ADJOURN**



SunLine Transit Agency

Item 8A

January 28, 2026

Board Report

AGENDA ITEM: ACTION – CONSENT CALENDAR

TO: Finance/Audit Committee/Committee of the Whole
Board of Directors

FROM: Luis Garcia, Chief Financial Officer

SUBJECT: Acceptance of Checks \$1,000 and Over Report for October and
November 2025

Recommendation:

Recommend that the Board of Directors (Board) approve the checks \$1,000 and Over Report for October and November 2025.

Background:

The Checks \$1,000 and Over Report lists all of the checks processed at the Agency with a value of over \$1,000 for a given month.

- The table below identifies the checks \$50,000 and over in the months of October and November which required signature from the Chair or Vice Chair.

Vendor	Check #	Amount
<i>Integrated Cryogenic Solutions, LLC</i>	701261	\$1,028,564.46
<i>GMV Syncopates</i>	701255	\$327,805.00
<i>Noman Transit, LLC</i>	701288	\$92,763.50
<i>Hanson Bridgett LLP</i>	701257	\$89,213.80
<i>All American Building Services Inc</i>	701236	\$78,328.52
<i>Integrated Cryogenic Solutions, LLC</i>	701588	\$327,911.81
<i>Cora Constructors Inc.</i>	701564	\$251,169.27
<i>Hanson Bridgett LLP</i>	701582	\$138,148.63
<i>Noman Transit, LLC</i>	701638	\$93,526.73
<i>Xobee Networks, LLC</i>	701644	\$88,522.01
<i>Todd Verwers Architects Inc.</i>	701629	\$54,473.52
<i>Fritts Ford</i>	701641	\$52,112.74

Financial Impact:

There is no financial impact associated with this item.

Strategic Priority:

Resource Acquisition, Allocation, and Management: Prioritizes optimized resource management by effectively acquiring and allocating financial, human, and material resources to ensure operational excellence and long-term sustainability.

In Collaboration with:

N/A

Approved/Reviewed by:

Luis Garcia, Chief Financial Officer

Attachments:

- Checks \$1,000 and Over Report for October 2025
- Checks \$1,000 and Over Report for November 2025

**SunLine Transit Agency
Checks \$1,000 and Over
October 2025**

Vendor Filed As Name	Description	Check #	Payment Date	Payment Amount
INTEGRATED CRYOGENIC SOLUTIONS LLC	Fuel - Liquid Hydrogen	701261	10/15/2025	1,028,564.46
CALPERS	Group Health Premiums	701304	10/22/2025	419,886.28
GMV SYNCROMATICS	WIP- Upgrade CAD/AVL Software -Project Acct#2309-00	701255	10/15/2025	327,805.00
PERMA - INSURANCE	General Liability/Workers Comp Premiums	701412	10/29/2025	315,600.00
U.S. BANK INSTITUTIONAL TRUST-WESTERN	Pension Deposit	701421	10/29/2025	94,315.15
U.S. BANK INSTITUTIONAL TRUST-WESTERN	Pension Deposit	701369	10/22/2025	93,257.39
NOMAD TRANSIT, LLC	SunRide Ride Share Expenses	701288	10/21/2025	92,763.50
U.S. BANK INSTITUTIONAL TRUST-WESTERN	Pension Deposit	701225	10/08/2025	90,981.82
HANSON BRIDGETT LLP	Legal Service	701257	10/15/2025	89,213.80
IMPERIAL IRRIGATION DIST	Utilities	701259	10/15/2025	79,992.38
ALL AMERICAN BUILDING SERVICES INC	WIP-Facility Improvement Project- Project Acct#2310-06	701236	10/15/2025	78,328.52
METLIFE	Supplement Benefits LTD/STD/LIFE/Dental Ins Premium	701340	10/22/2025	48,095.87
HANSON BRIDGETT LLP	Legal Service	701189	10/08/2025	44,575.50
SO CAL GAS CO.	Utilities	701360	10/22/2025	41,296.63
TODD VERWERS ARCHITECTS INC	WIP-Center of Excellence Facility- Project Acct#1808-03	701280	10/15/2025	40,766.94
MICHELIN NORTH AMERICA, INC.	Lease Tires Services	701199	10/08/2025	40,501.28
ATKINSON, ANDELSON, LOYA RUUD AND ROMO	Legal Service	701380	10/29/2025	39,003.05
ANEW RNG, LLC	Utilities	701297	10/22/2025	35,839.06
BALLARD POWER SYSTEMS	Inventory Repair Parts	701301	10/22/2025	34,135.22
NFI PARTS	Inventory Repair Parts	701289	10/22/2025	33,337.39
BALLARD POWER SYSTEMS	Inventory Repair Parts	701300	10/22/2025	27,771.48
ATKINSON, ANDELSON, LOYA RUUD AND ROMO	Legal Service	701091	10/01/2025	25,113.00
HELIXSTORM	Contracted Services	701190	10/08/2025	25,008.06
APTA	Consulting	701167	10/08/2025	25,000.00
HELIXSTORM	Contracted Services	701258	10/15/2025	23,470.10
HANSON BRIDGETT LLP	Legal Service	701121	10/01/2025	22,736.00
CINTAS CORPORATION NO.2	WIP-Fixed Assets- Misc Equipment- Project Acct#2505-01	701307	10/22/2025	21,428.44
BROWN ARMSTRONG ACCOUNTANCY	Audit Services	701302	10/22/2025	19,906.12
VERIZON WIRELESS	Wireless Telephone Service	701156	10/01/2025	19,229.08
URBAN SOLAR INC	WIP-Fixed Assets- Misc Equipment- Project Acct#2208-01	701227	10/08/2025	17,671.00
GILLIG LLC	Inventory Repair Parts	701188	10/08/2025	13,576.57
MOHAWK MFG & SUPPLY CO	Inventory Repair Parts	701268	10/15/2025	13,195.52
TRUGUARD SECURITY SERVICES, INC	Security Guard Services	701224	10/08/2025	12,202.96
DAHL, TAYLOR AND ASSOCIATES, INC.	WIP- Ele Meter Generator Engineering-Project Acct#2313-00	701388	10/29/2025	12,198.00
SPECIALTY FIELD SERVICE, INC.	Outside Repair-Fixed Route	701153	10/01/2025	12,134.00
INSIGHT STRATEGIES INC	Consulting	701260	10/15/2025	11,825.00
CDW GOVERNMENT, INC	WIP-Agency Computer Laptop Upgrade-Project Acct#1903-03	701243	10/15/2025	11,354.22
N/S CORPORATION	Facility Maintenance	701346	10/22/2025	9,766.63
ROBERT HALF	Temporary Help	701356	10/22/2025	9,711.02

**SunLine Transit Agency
Checks \$1,000 and Over
October 2025**

Vendor Filed As Name	Description	Check #	Payment Date	Payment Amount
TEC EQUIPMENT, INC.	Inventory Repair Parts	701364	10/22/2025	9,501.87
ROBERT HALF	Temporary Help	701146	10/01/2025	9,462.56
ROBERT HALF	Temporary Help	701275	10/15/2025	9,395.38
DYNAMIC BUILDING MAINTENANCE INC	Janitorial Services	701184	10/08/2025	9,349.00
ROBERT HALF	Temporary Help	701214	10/08/2025	9,214.10
AVAIL TECHNOLOGIES, INC.	Computer/Network Software Agreement	701169	10/08/2025	9,080.50
RUSH TRUCK CENTERS OF CALIFORNIA, INC.	Inventory Repair Parts	701416	10/29/2025	8,871.52
JOSEPH LYNN FRIEND	Contracted Services	701263	10/15/2025	8,760.00
ROBERT HALF	Temporary Help	701415	10/29/2025	8,616.33
GILLIG LLC	Inventory Repair Parts	701325	10/22/2025	8,579.12
SHAW YODER ANTWIH SCHMELZER & LANGE, INC	Consulting	701216	10/08/2025	8,500.00
NFI PARTS	Inventory Repair Parts	701234	10/15/2025	8,407.93
TPX COMMUNICATIONS	Communication Service	701367	10/22/2025	8,178.90
SMITH GARSON, INC.	Consulting	701217	10/08/2025	8,000.00
BUSTEXTIL NA, INC.	WIP- Refurbish/Rebuild 40ft Bus-Project Acct#1805-01	701093	10/01/2025	7,965.11
ANDREA CARTER & ASSOCIATES	Marketing & Communication Services	701239	10/15/2025	7,940.00
BALLARD POWER SYSTEMS	Inventory Repair Parts	701240	10/15/2025	7,882.99
LAWCX	WC-Insurance Premium	701198	10/08/2025	7,697.00
GARON WYATT INVESTIGATIVE SERVICES, LLC.	Insurance Loss	701116	10/01/2025	7,545.48
JE STRATEGIES LLC	Consulting	701194	10/08/2025	7,500.00
AMALGAMATED TRANSIT UNION	Union Dues	701378	10/29/2025	7,383.29
AMALGAMATED TRANSIT UNION	Union Dues	701162	10/08/2025	7,031.25
AMALGAMATED TRANSIT UNION	Union Dues	701293	10/22/2025	6,907.19
HELIXSTORM	Contracted Services	701326	10/22/2025	6,325.00
GILLIG LLC	Inventory Repair Parts	701254	10/15/2025	6,083.13
NFI PARTS	Inventory Repair Parts	701160	10/08/2025	6,029.57
AMERICAN MOVING PARTS	Inventory Repair Parts	701165	10/08/2025	5,987.62
MODEL1 COMMERCIAL VEHICLES, INC.	Paratransit Repair Parts	701311	10/22/2025	5,965.71
MODEL1 COMMERCIAL VEHICLES, INC.	Inventory Repair Parts	701098	10/01/2025	5,965.26
FORENSIC DRUG TESTING SERVICES	Alcohol & Drug Testing	701321	10/22/2025	5,662.10
AMAZON CAPITAL SERVICES, INC	Facility Maintenance	701379	10/29/2025	5,283.30
AMERICAN LAMINATED GLASS	Inventory Repair Parts	701183	10/08/2025	4,956.49
HD INDUSTRIES	Inventory Repair Parts	701398	10/29/2025	4,933.19
PLAZA TOWING, INC.	Towing Services	701208	10/08/2025	4,900.00
AMAZON CAPITAL SERVICES, INC	Computer Supplies	701163	10/08/2025	4,694.37
KAMINSKY PRODUCTIONS, INC	Employee Expense	701335	10/22/2025	4,665.00
PALM SPRINGS MOTORS, INC.	Inventory Repair Parts	701140	10/01/2025	4,418.73
MAGALDI & MAGALDI, INC.	Inventory Repair Parts	701131	10/01/2025	4,281.12
NAPA AUTO PARTS	Inventory Repair Parts	701347	10/22/2025	4,196.54

**SunLine Transit Agency
Checks \$1,000 and Over
October 2025**

Vendor Filed As Name	Description	Check #	Payment Date	Payment Amount
NFI PARTS	Inventory Repair Parts	701377	10/29/2025	3,926.19
PRUDENTIAL OVERALL SUPPLY	Uniforms	701209	10/08/2025	3,904.46
SO CAL GAS CO.	Utilities	701278	10/15/2025	3,902.83
AMAZON CAPITAL SERVICES, INC	Facility Maintenance	701294	10/22/2025	3,847.65
IMPERIAL IRRIGATION DIST	Utilities	701330	10/22/2025	3,794.97
US BANK VOYAGER FLEET SYSTEMS	Unleaded Fuel	701228	10/08/2025	3,602.79
FEDEX	Shipping Service	701393	10/29/2025	3,515.05
AMERICAN MOVING PARTS	Inventory Repair Parts	701238	10/15/2025	3,387.87
VALLEY OFFICE EQUIPMENT, INC.	Copier Service	701284	10/15/2025	3,284.20
CDW GOVERNMENT, INC	WIP- Information Technology Project- Project Acct#2418-12	701306	10/22/2025	3,284.04
CHARTER COMMUNICATIONS	Utilities	701219	10/08/2025	3,282.96
CDW GOVERNMENT, INC	WIP- Information Technology Project- Project Acct#2418-12	701178	10/08/2025	3,169.00
PALM SPRINGS MOTORS, INC.	Inventory Repair Parts	701206	10/08/2025	3,149.39
SECTRAN SECURITY INC.	Bank Adjustment Fees	701151	10/01/2025	3,140.58
VASQUEZ AND COMPANY LLP	Audit Services	701424	10/29/2025	3,000.00
ROMAINE ELECTRIC CORP.	Inventory Repair Parts	701215	10/08/2025	2,975.30
LANGUAGELINE SOLUTIONS	Translation Services	701129	10/01/2025	2,971.34
HOME DEPOT CREDIT SERVICES	Facility Maintenance	701122	10/01/2025	2,844.65
BURRTEC WASTE & RECYCLING SERVICES	Trash Service	701174	10/08/2025	2,822.33
AEG MANAGEMENT PALM SPRINGS, LLC	SunLine Events Expense	701418	10/29/2025	2,733.50
RUSH TRUCK CENTERS OF CALIFORNIA, INC.	Inventory Repair Parts	701357	10/22/2025	2,721.63
AMAZON CAPITAL SERVICES, INC	Facility Maintenance	701088	10/01/2025	2,611.28
FRONTIER COMMUNICATIONS	Utilities	701323	10/22/2025	2,500.00
C V WATER DISTRICT	Utilities	701386	10/29/2025	2,414.55
SAFETY-KLEEN CORPORATION	Contract Svc-Haz Waste Removal	701149	10/01/2025	2,235.20
PARKHOUSE TIRE, INC.	Paratransit Repair Parts	701353	10/22/2025	2,169.46
QUICK FIX AUTO GLASS	Repair Parts-Fixed Route	701292	10/22/2025	2,140.00
KELLY SPICERS STORES	Office Supplies	701196	10/08/2025	2,119.98
MODEL1 COMMERCIAL VEHICLES, INC.	Inventory Repair Parts	701245	10/15/2025	2,116.65
FULTON DISTRIBUTING	Bus Stop Supplies	701106	10/01/2025	2,101.87
QUADIENT FINANCE USA, INC.	Postage	701210	10/08/2025	2,000.00
DESERT PROMOTIONAL AND EMBROIDERY, LLC	Miscellaneous Expense	701248	10/15/2025	1,941.12
HI TECH AUTOMOTIVE MACHINING	Paratransit Repair Parts	701333	10/22/2025	1,936.73
NFI PARTS	Inventory Repair Parts	701087	10/01/2025	1,931.13
DESERT PROMOTIONAL AND EMBROIDERY, LLC	Uniform Operations	701104	10/01/2025	1,931.00
MOUSER ELECTRONICS, INC	Inventory Repair Parts	701269	10/15/2025	1,884.99
QUICK FIX AUTO GLASS	Repair Parts-Fuel Cell	701161	10/08/2025	1,850.00
SAFEWAY SIGN COMPANY	Bus Stop Supplies	701150	10/01/2025	1,842.53
OMNITRACS, LLC	General Services	701202	10/08/2025	1,820.00

**SunLine Transit Agency
Checks \$1,000 and Over
October 2025**

Vendor Filed As Name	Description	Check #	Payment Date	Payment Amount
I/O CONTROLS CORP #201115	Inventory Repair Parts	701329	10/22/2025	1,804.00
FLW, INC.	Inventory Repair Parts-SunFuels	701320	10/22/2025	1,798.72
TRANSPORTATION MANAGEMENT & DESIGN,	Consulting	701281	10/15/2025	1,710.75
OPW FUELING COMPONENTS	Inventory Repair Parts-SunFuels	701272	10/15/2025	1,659.89
HOME DEPOT CREDIT SERVICES	Facility Maintenance	701327	10/22/2025	1,654.19
CMD CORPORATION	Inventory Repair Parts	701384	10/29/2025	1,632.62
BURRTEC WASTE & RECYCLING SERVICES	Trash Service	701173	10/08/2025	1,627.63
ECONOMY TREE & CRANE, INC.	WIP-Backup Generator Crane Services-Project Acct#2407-00	701252	10/15/2025	1,600.00
CONSERVE LANDCARE, LLC	Facility Maintenance	701097	10/01/2025	1,584.00
BROADLUX, INC.	Contract Services-General	701172	10/08/2025	1,576.00
PLAZA TOWING, INC.	Towing Services	701143	10/01/2025	1,575.00
LANGUAGELINE SOLUTIONS	Translation Services	701197	10/08/2025	1,551.94
COACH AND EQUIPMENT MFG CORP	Inventory Repair Parts	701180	10/08/2025	1,524.02
MIGUEL ALEJANDRO RAMIREZ GARCIA	Reimbursement Expense	701408	10/29/2025	1,517.19
MICHELIN NORTH AMERICA, INC.	Repair Parts-Fixed Route	701134	10/01/2025	1,506.99
MILE3 WEB DEVELOPMENT	Website Maintenance	701267	10/15/2025	1,470.00
DANIELS TIRE SERVICE - GOOD YEAR	Inventory Repair Parts	701246	10/15/2025	1,461.35
MICROMED DIAMOND SEAL SYSTEMS INC.	Shop Supplies	701341	10/22/2025	1,445.53
TOTAL CARE WORK INJURY CLINIC	Medical Exam & Testing	701375	10/22/2025	1,380.00
AUTOZONE COMMERCIAL	Inventory Repair Parts	701299	10/22/2025	1,377.52
DESERT FIRE EXTINGUISHER CO. INC.	Facility Maintenance	701103	10/01/2025	1,362.78
ENTECH OIL INC	Lubricants- Oil	701109	10/01/2025	1,291.38
CALIFORNIA DEPARTMENT OF TAX & FEE	Quarterly Used Sale Tax July-Sept 2025	701176	10/08/2025	1,284.00
INLAND LIGHTING SUPPLIES, INC.	Inventory Repair Parts	701331	10/22/2025	1,262.83
PIEDMONT PLASTICS, INC.	Bus Stop Supplies	701142	10/01/2025	1,255.28
NORTHERN SAFETY COMPANY, INC.	Inventory Repair Parts	701349	10/22/2025	1,241.50
BATTERY SYSTEMS, INC.	Inventory Repair Parts	701241	10/15/2025	1,205.26
ON THE FLY TERMITE AND PEST CONTROL	Pest Control Services	701203	10/08/2025	1,192.00
ON THE FLY TERMITE AND PEST CONTROL	Pest Control Services	701139	10/01/2025	1,192.00
PALM SPRINGS MOTORS, INC.	Inventory Repair Parts	701352	10/22/2025	1,158.32
EVERSOFT, INC.	Contract Services - General	701253	10/15/2025	1,155.22
ABSOLUTE SELF STORAGE	Storage Rental	701376	10/29/2025	1,152.00
RWC GROUP	Inventory Repair Parts	701115	10/01/2025	1,139.28
MATCO TOOL DISTRIBUTOR	Computer/Network Software Agreement	701337	10/22/2025	1,102.80
DREW SIERRA	Reimbursement Expense	701108	10/01/2025	1,100.00
JORGE GARCIA	Reimbursement Expense	701193	10/08/2025	1,100.00
CONNOISSEUR MEDIA HOLDCO, INC	Advertising	701387	10/29/2025	1,100.00
ROMAINE ELECTRIC CORP.	Inventory Repair Parts	701147	10/01/2025	1,091.67
SONSRAY FLEET SERVICES	Inventory Repair Parts	701365	10/22/2025	1,061.79

**SunLine Transit Agency
Checks \$1,000 and Over
October 2025**

Vendor Filed As Name	Description	Check #	Payment Date	Payment Amount
PARKHOUSE TIRE, INC.	Repair Parts-Support Vehicle	701207	10/08/2025	1,010.16
PLAZA TOWING, INC.	Towing Services	701414	10/29/2025	1,000.00
Total Checks Over \$1,000	\$3,840,395.92			
Total Checks Under \$1,000	\$46,959.97			
Total Checks	\$3,887,355.89			

**SunLine Transit Agency
Checks \$1,000 and Over
November 2025**

Vendor Filed As Name	Description	Check #	Payment Date	Payment Amount
CALPERS	Group Health Premium	701559	11/24/2025	470,325.21
INTEGRATED CRYOGENIC SOLUTIONS LLC	Fuel - Liquid Hydrogen	701588	11/24/2025	327,911.81
CORA CONSTRUCTORS INC.	WIP- Div I Back Up Generator- Project Acct#2407-00	701564	11/24/2025	251,169.27
HANSON BRIDGETT LLP	Legal Service	701582	11/24/2025	138,148.63
NOMAD TRANSIT, LLC	SunRide Ride Share Expenses	701638	11/24/2025	93,526.73
U.S. BANK INSTITUTIONAL TRUST-WESTERN	Pension Deposit	701633	11/24/2025	92,873.06
XOBEE NETWORKS, LLC	WIP-Information Technology Project- Project Acct#1903-03	701644	11/24/2025	88,522.01
IMPERIAL IRRIGATION DIST	Utilities	701510	11/12/2025	66,608.38
TODD VERWERS ARCHITECTS INC	WIP- Center of Excellence Facility- Project Acct#1808-03	701629	11/24/2025	54,473.52
FRITTS FORD	WIP- Replacement Support Vehicles- Project Acct#2111-01	701641	11/24/2025	52,112.74
METLIFE	Supplement Benefits LTD/STD/LIFE/Dental Ins Premium	701596	11/24/2025	49,056.57
SO CAL GAS CO.	Utilities	701620	11/24/2025	46,548.47
ANEW RNG, LLC	Utilities	701552	11/24/2025	37,649.84
MICHELIN NORTH AMERICA, INC.	Lease Tires Services	701518	11/12/2025	37,437.38
INSIGHT STRATEGIES INC	Consulting	701454	11/05/2025	29,375.00
CALIFORNIA TRANSIT TRAINING CONSORTIUM	Development Workshop	701535	11/12/2025	24,857.13
HELIXSTORM	Contracted Services	701509	11/12/2025	23,470.10
DOCUSIGN, INC.	Computer/Network Software Agreement	701569	11/24/2025	21,309.03
FRANKLIN TRUCK PARTS, INC	Inventory Repair Parts	701446	11/05/2025	19,319.10
ROBERT HALF	Temporary Help	701614	11/24/2025	18,228.64
BALLARD POWER SYSTEMS	Inventory Repair Parts	701555	11/24/2025	18,010.05
TRANSPO GROUP USA, INCORPORATED	Consulting	701632	11/24/2025	17,433.00
NEL HYDROGEN INC.	WIP- Electrolyzer maintenance kit- Project Acct#2014-00	701604	11/24/2025	15,964.96
FEDEX FREIGHT, INC.	Inventory Repair Parts Shipping	701443	11/05/2025	15,666.71
RUSH TRUCK CENTERS OF CALIFORNIA, INC.	Inventory Repair Parts	701473	11/05/2025	14,526.75
DISCOUNTELL LLC	Computer/Network Software Agreement	701439	11/05/2025	13,500.00
TRUGUARD SECURITY SERVICES, INC	Security Guard Services	701538	11/12/2025	12,576.52
TOLAR MFG. CO., INC	Repair Claims	701630	11/24/2025	11,704.88
TEC EQUIPMENT, INC.	Inventory Repair Parts	701626	11/24/2025	10,948.58
ROBERT HALF	Temporary Help	701471	11/05/2025	9,934.10
BROWN ARMSTRONG ACCOUNTANCY	Audit Services	701557	11/24/2025	9,446.30
DYNAMIC BUILDING MAINTENANCE INC	Janitorial Services	701440	11/05/2025	9,349.00
ROBERT HALF	Temporary Help	701530	11/12/2025	9,210.72
AVAIL TECHNOLOGIES, INC.	Computer/Network Software Agreement	701489	11/12/2025	9,080.50
AMAZON CAPITAL SERVICES, INC	Facility Maintenance	701547	11/24/2025	8,764.45
SONSRAY FLEET SERVICES	Inventory Repair Parts	701628	11/24/2025	8,691.07
SHAW YODER ANTWHI SCHMELZER & LANGE, INC	Consulting	701532	11/12/2025	8,500.00
KIRK'S AUTOMOTIVE, INC.	Inventory Repair Parts	701515	11/12/2025	8,377.56
TPX COMMUNICATIONS	Communication Service	701631	11/24/2025	8,165.03

**SunLine Transit Agency
Checks \$1,000 and Over
November 2025**

Vendor Filed As Name	Description	Check #	Payment Date	Payment Amount
SMITH GARSON, INC.	Consulting	701618	11/24/2025	8,000.00
RUSH TRUCK CENTERS OF CALIFORNIA, INC.	Inventory Repair Parts	701531	11/12/2025	7,743.81
HEPTAGON SEVEN CONSULTING, INC.	WIP- Div1 Security Fence Upgrade- Project Acct#2202-00	701452	11/05/2025	7,620.00
JE STRATEGIES LLC	Consulting	701514	11/12/2025	7,500.00
COACH GLASS	Inventory Repair Parts	701455	11/05/2025	7,400.00
COAST COMPRESSOR COMPANY	Inventory Repair Parts	701497	11/12/2025	7,296.64
NAPA AUTO PARTS	Inventory Repair Parts	701602	11/24/2025	7,202.19
AMALGAMATED TRANSIT UNION	Union Dues	701546	11/24/2025	7,192.27
GILLIG LLC	Inventory Repair Parts	701580	11/24/2025	6,895.24
SONSRAY FLEET SERVICES	Inventory Repair Parts	701477	11/05/2025	6,749.87
PIEDMONT PLASTICS #543	Bus Stop Supplies	701465	11/05/2025	6,499.55
FEDEX	Inventory Repair Parts Shipping	701442	11/05/2025	6,178.09
PARKHOUSE TIRE, INC.	Repair Parts-Fuel Cell	701609	11/24/2025	5,970.72
ANDREA CARTER & ASSOCIATES	Marketing & Communication Services	701551	11/24/2025	5,465.00
JOSEPH LYNN FRIEND	Contracted Services	701513	11/12/2025	5,340.00
BALLARD POWER SYSTEMS	Inventory Repair Parts	701432	11/05/2025	5,054.56
IMPERIAL IRRIGATION DIST	Utilities	701585	11/24/2025	4,885.79
BROADLUX, INC.	Repair Parts-CNG	701556	11/24/2025	4,568.75
NFI PARTS	Inventory Repair Parts	701428	11/05/2025	4,335.27
BALLARD POWER SYSTEMS	Inventory Repair Parts	701490	11/12/2025	4,256.13
FPS SPECIALISTS IN FIRE SYSTEMS	Security Services	701589	11/24/2025	4,047.70
ISABELLA AMADEO	Reimbursement Expense	701543	11/12/2025	3,734.85
OMNITRACS, LLC	General Services	701605	11/24/2025	3,640.00
HOLLYWOOD DESERT CATERING	SunLine Events Expense	701591	11/24/2025	3,500.00
HOLLYWOOD DESERT CATERING	SunLine Events Expense	701590	11/24/2025	3,500.00
FORENSIC DRUG TESTING SERVICES	Alcohol & Drug Testing	701578	11/24/2025	3,352.80
CHARTER COMMUNICATIONS	Utilities	701536	11/12/2025	3,282.96
PRUDENTIAL OVERALL SUPPLY	Uniforms	701468	11/05/2025	3,185.65
PALM SPRINGS MOTORS, INC.	Inventory Repair Parts	701463	11/05/2025	3,074.70
DAVID RZEPINSKI CONSULTING	Consulting	701438	11/05/2025	3,071.25
VERIZON WIRELESS	Wireless Telephone Service	701480	11/05/2025	2,974.92
AMAZON CAPITAL SERVICES, INC	Office Supplies	701430	11/05/2025	2,937.33
VALLEY OFFICE EQUIPMENT, INC.	Copier Service	701636	11/24/2025	2,933.90
C V WATER DISTRICT	Utilities	701436	11/05/2025	2,850.00
ENTECH OIL INC	Lubricants- Oil	701571	11/24/2025	2,761.04
PALM SPRINGS CONVENTION CENTER	SunLine Events Expense	701450	11/05/2025	2,733.50
US BANK VOYAGER FLEET SYSTEMS	Unleaded Fuel	701539	11/12/2025	2,641.35
RUSH TRUCK CENTERS OF CALIFORNIA, INC.	Inventory Repair Parts	701617	11/24/2025	2,626.14
JESSUP AUTO PLAZA	Inventory Repair Parts	701466	11/05/2025	2,580.14

**SunLine Transit Agency
Checks \$1,000 and Over
November 2025**

Vendor Filed As Name	Description	Check #	Payment Date	Payment Amount
FRONTIER COMMUNICATIONS	Utilities	701579	11/24/2025	2,500.00
CHRISTIAN BROTHERS MECHANICAL SERVICES,	Contract Services-General	701435	11/05/2025	2,500.00
ROMAINE ELECTRIC CORP.	Inventory Repair Parts	701472	11/05/2025	2,354.62
HOME DEPOT CREDIT SERVICES	Bus Stop Supplies	701583	11/24/2025	2,272.99
BURRTEC WASTE & RECYCLING SERVICES	Trash Service	701495	11/12/2025	2,258.49
RIDE COACH AND BUS	Inventory Repair Parts	701433	11/05/2025	2,197.10
NFI PARTS	Inventory Repair Parts	701483	11/12/2025	2,068.20
MOHAWK MFG & SUPPLY CO	Inventory Repair Parts	701520	11/12/2025	2,026.24
PALM SPRINGS MOTORS, INC.	Inventory Repair Parts	701608	11/24/2025	1,974.59
FLW, INC.	Inventory Repair Parts-SunFuels	701444	11/05/2025	1,921.24
BURRTEC WASTE & RECYCLING SERVICES	Trash Service	701493	11/12/2025	1,860.49
MUNCIE TRANSIT SUPPLY	Inventory Repair Parts	701601	11/24/2025	1,820.28
OMNITRACS, LLC	General Services	701461	11/05/2025	1,820.00
MERRIMAC PETROLEUM, INC	Lubricants- Oil	701595	11/24/2025	1,741.72
ALLIED REFRIGERATION, INC	Air Conditioning Expense	701545	11/24/2025	1,735.18
SUN CHEMICAL	Shop Supplies	701470	11/05/2025	1,724.00
LIFECOM, INC.	Contract Services-General	701517	11/12/2025	1,713.83
NFI PARTS	Inventory Repair Parts	701544	11/24/2025	1,661.29
ON THE GO DJ PRO	SunLine Events Expense	701488	11/12/2025	1,645.00
4IMPRINT, INC.	SunLine Events Expense	701427	11/05/2025	1,621.35
FASTENAL COMPANY	Shop supplies	701573	11/24/2025	1,575.45
EVERSOFT, INC.	Contract Services - General	701504	11/12/2025	1,530.84
PLAZA TOWING, INC.	Towing Services	701467	11/05/2025	1,525.00
MILE3 WEB DEVELOPMENT	Website Maintenance	701519	11/12/2025	1,470.00
VICENTE AYALA	Reimbursement Expense	701540	11/12/2025	1,466.71
LANGUAGELINE SOLUTIONS	Translation Services	701516	11/12/2025	1,418.46
GILLIG LLC	Inventory Repair Parts	701507	11/12/2025	1,347.57
HI TECH AUTOMOTIVE MACHINING	Inventory Repair Parts	701512	11/12/2025	1,326.73
TOTAL CARE WORK INJURY CLINIC	Medical Exam & Testing	701643	11/24/2025	1,300.00
FEDEX	Shipping Service	701576	11/24/2025	1,299.34
AMAZON CAPITAL SERVICES, INC	SunLine Events Expense	701485	11/12/2025	1,269.79
SECTRAN SECURITY INC.	Bank Adjustment Fees	701474	11/05/2025	1,253.02
ON THE FLY TERMITE AND PEST CONTROL	Pest Control Services	701462	11/05/2025	1,192.00
ABSOLUTE SELF STORAGE	Storage Rental	701482	11/12/2025	1,152.00
KEYPER SYSTEMS	Annual Warranty Renewal	701456	11/05/2025	1,050.00
PLAZA TOWING, INC.	Towing Services	701526	11/12/2025	1,000.00
QUADIENT FINANCE USA, INC.	Postage	701528	11/12/2025	1,000.00

SunLine Transit Agency
Checks \$1,000 and Over
November 2025

Vendor Filed As Name	Description	Check #	Payment Date	Payment Amount
Total Checks Over \$1,000	\$2,409,948.43			
Total Checks Under \$1,000	\$32,499.40			
Total Checks	\$2,442,447.83			



SunLine Transit Agency

Item 8B

January 28, 2026

Board Report

AGENDA ITEM: ACTION - CONSENT CALENDAR

TO: Finance/Audit Committee/Committee of the Whole
Board of Directors

FROM: Luis Garcia, Chief Financial Officer

SUBJECT: Acceptance of Credit Card Statements for October and November 2025

Recommendation:

Recommend that the Board of Directors (Board) approve the credit card statements for October and November 2025.

Background:

The attached reports summarize the Agency's credit card expenses for October and November 2025. The reports summarize transactions for the credit cards which align with the statement closing dates of October 31, 2025 and November 28, 2025.

Financial Impact:

There is no financial impact associated with this item.

Strategic Priority:

Resource Acquisition, Allocation, and Management: Prioritizes optimized resource management by effectively acquiring and allocating financial, human, and material resources to ensure operational excellence and long-term sustainability.

In Collaboration with:

N/A

Approved/Reviewed by:

Luis Garcia, Chief Financial Officer

Attachments:

- Credit Card Statements for October and November 2025

SunLine Transit Agency Visa Credit Card Statement

Closing Date: 10/31/2025

Name on Card: Ray Stevens (Procurement Card)

	Trans. Date	Post. Date	Name	Detail-Description	Credits	Charges
1	09/29/25	10/1/2025	Southwest A/L	Latinos in Transit Leadership Summit Eddie Castro - Flight Expense		\$ 100.15
2	09/29/25	10/1/2025	American A/L	Latinos in Transit Leadership Summit Eddie Castro - Flight Expense		\$ 190.18
3	09/30/25	10/2/2025	Hilton Hotels	International Association of Transportation Regulators (IATR) Annual Conference Anna Maria Julianelli - Lodging Expense		\$ 1,312.92
4	09/30/25	10/2/2025	CALPELRA	CALPELRA 50th Annual Training Conference Carissa Sanchez - Registration Fee		\$ 1,225.00
5	09/30/25	10/2/2025	CALPELRA	CALPELRA 50th Annual Training Conference Isabel Vizcarra - Registration Fee		\$ 1,225.00
6	09/30/25	10/2/2025	CALPELRA	CALPELRA 50th Annual Training Conference Tamara Miles - Registration Fee		\$ 925.00
7	10/02/25	10/2/2025	City of Indio	State of the City Paul Mattern - Registration Fee		\$ 85.00
8	10/02/25	10/2/2025	City of Indio	State of the City Greg Wildman - Registration Fee		\$ 85.00
9	10/02/25	10/2/2025	Microsoft	Microsoft 365 Business Premium Licenses (155)		\$ 3,696.00
10	10/02/25	10/3/2025	Expedia	CALPELRA 50th Annual Training Conference Carissa Sanchez - Lodging Expense		\$ 985.02
11	10/02/25	10/3/2025	Expedia	CALPELRA 50th Annual Training Conference Isabel Vizcarra - Lodging Expense		\$ 977.22
12	10/02/25	10/3/2025	Expedia	CALPELRA 50th Annual Training Conference Tamara Miles - Lodging Expense		\$ 977.22
13	10/03/25	10/6/2025	Historic Davenport	ABBG Annual Meeting Luis Garcia - Lodging Expense		\$ 628.64
14	10/03/25	10/6/2025	Historic Davenport	ABBG Annual Meeting Paul Mattern - Lodging Expense		\$ 749.40
15	10/03/25	10/6/2025	Historic Davenport	ABBG Annual Meeting David Legarreta - Lodging Expense		\$ 628.64
16	10/04/25	10/6/2025	Apple	iCloud Storage for Israel Moreno		\$ 2.99
17	10/05/25	10/6/2025	Enrollease	Integration Fee Between Payroll and Benefit Enrollment Software		\$ 513.50

	Trans. Date	Post. Date	Name	Detail-Description	Credits	Charges
18	10/06/25	10/7/2025	Supplyhouse	Water Filters for Ice Machines		\$ 514.23
19	10/10/25	10/13/2025	Detail King	Carpet Extractor Wand		\$ 255.09
20	10/11/25	10/13/2025	Westin	CTA 60th Annual Fall Conference & Expo Luis Garcia - Lodging Expense		\$ 867.98
21	10/11/25	10/13/2025	Westin	CTA 60th Annual Fall Conference & Expo David Legarreta - Lodging Expense		\$ 867.98
22	10/11/25	10/13/2025	Westin	CTA 60th Annual Fall Conference & Expo Tamara Miles - Lodging Expense		\$ 867.98
23	10/11/25	10/13/2025	Westin	CTA 60th Annual Fall Conference & Expo Mark Perry - Lodging Expense		\$ 867.98
24	10/14/25	10/15/2025	All Modern	End Table for Front Lobby		\$ 225.20
25	10/15/25	10/16/2025	Dakota Group	Filing Fee with the Federal Motor Carrier Safety Administration for form MCS-150		\$ 189.00
26	10/15/25	10/16/2025	Energy, Inc.	Solar Panel Monitoring Renewal - 5 Year Fee		\$ 652.50
27	10/15/25	10/16/2025	Guardair Corp.	Air Guns for Fuel Island and Repair Kit		\$ 217.83
28	10/17/25	10/20/2025	Starlink	STARLINK Subscription Fee		\$ 165.00
29	10/19/25	10/20/2025	Ring	Ring Camera Subscription for Parts Room		\$ 99.99
30	10/20/25	10/21/2025	DMV	DMV Replacement Transfer Title Processing Fee		\$ 1.00
31	10/20/25	10/21/2025	Marriott	CTA 60th Annual Fall Conference & Expo Ray Stevens - Lodging Expense		\$ 901.92
32	10/20/25	10/21/2025	DMV	DMV Replacement Transfer Title Processing Fee		\$ 1.00
33	10/20/25	10/21/2025	DMV	DMV Replacement Transfer Title Processing Fee		\$ 0.03
34	10/20/25	10/21/2025	DMV	DMV Replacement Transfer Title Processing Fee		\$ 1.00
35	10/20/25	10/21/2025	DMV	DMV Replacement Transfer Title Processing Fee		\$ 0.03
36	10/20/25	10/21/2025	DMV	DMV Replacement Transfer Title Processing Fee		\$ 0.03
37	10/20/25	10/21/2025	DMV	DMV Replacement Transfer Title Processing Fee		\$ 0.03
38	10/20/25	10/21/2025	DMV	DMV Replacement Transfer Title Processing Fee		\$ 1.00
39	10/22/25	10/23/2025	CTC-Vis	California Air Resources Board (CARB), Clean Truck Vehicle Reporting - Processing Fee		\$ 18.65
40	10/22/25	10/23/2025	CTC-Vis	California Air Resources Board (CARB), Clean Truck Vehicle Reporting		\$ 623.60
41	10/23/25	10/24/2025	DMV	DMV Replacement Transfer Title		\$ 69.00
42	10/23/25	10/24/2025	DMV	DMV Replacement Transfer Title Processing Fee		\$ 1.45
43	10/23/25	10/24/2025	DMV	DMV Replacement Transfer Title Processing Fee		\$ 1.45
44	10/23/25	10/24/2025	DMV	DMV Replacement Transfer Title		\$ 69.00
45	10/23/25	10/24/2025	DMV	DMV Replacement Transfer Title Processing Fee		\$ 1.45
46	10/23/25	10/24/2025	DMV	DMV Replacement Transfer Title Processing Fee		\$ 1.45
47	10/23/25	10/24/2025	DMV	DMV Replacement Transfer Title		\$ 69.00

	Trans. Date	Post. Date	Name	Detail-Description	Credits	Charges
48	10/23/25	10/24/2025	DMV	DMV Replacement Transfer Title		\$ 69.00
49	10/24/25	10/27/2025	Marriott	CalAct 2025 Fall Conference and Expo Walter Watcher - Lodging Expense		\$ 397.47
50	10/27/25	10/29/2025	Alaska A/L	Clean Buses US Conference Luis Garcia - Flight Expense		\$ 158.30
51	10/27/25	10/29/2025	United A/L	Clean Buses US Conference Luis Garcia - Flight Expense		\$ 88.49
52	10/28/25	10/28/2025	Expedia	Clean Buses US Conference Luis Garcia - Flight Expense		\$ 657.14
53	10/28/25	10/29/2025	Detail King	Carpet Extractor Wand & Maintenance		\$ 255.09
54	10/28/25	10/30/2025	American A/L	CalAct 2025 Fall Conference and Expo Mark Perry - Flight Expense		\$ 705.37
55	10/29/25	10/30/2025	CalAct	CalAct 2025 Fall Conference and Expo Mark Perry - Registration		\$ 200.00
56	10/29/25	10/30/2025	Expedia	CalAct 2025 Fall Conference and Expo Mark Perry - Lodging Expense		\$ 549.00
57	10/30/25	10/30/2025	Wayfair	Front Lobby Renovation - Furniture		\$ 7,043.46
58	10/30/25	10/31/2025	Bosch Auto	Allison Transmission Software Subscription		\$ 410.00
Totals:					\$ -	\$ 32,392.05



Reporting Period : 10/1/2025 - 10/31/2025

Statement Summary

Name	Ray Stevens				Company	Sunline Transit Agency			
Account #	XXXX-XXXX-XXXX- <div></div>				Currency	US Dollar			
Reporting Period	10/1/2025 - 10/31/2025								
Trans Date	Post Date	Merchant Name	Charge Codes			Approved	Personal	Receipt	Amount
1 9/29/2025	10/1/2025	Southwes Southwest.Com, TX							100.15
Purchase Southwes		General Ledger Code: 5090200000							
Approved Travel for Eddie Castro - Latinos is Transit Leadership Summit - Flight Charge		Finance Department - 00-41-5090200000							
2 9/29/2025	10/1/2025	American Air Fort Worth, TX							190.18
Purchase American Air		General Ledger Code: 5090200000							
Approved Travel for Eddie Castro - Latinos is Transit Leadership Summit - Flight Charge		Finance Department - 00-41-5090200000							
3 9/30/2025	10/2/2025	Hilton Hotels 615-5512700, TN							1,312.92
Purchase Hilton Hotels		General Ledger Code: 5090200000							
Approved Travel for Anna Maria Julianelli - IATR Annual Conference - Lodging Charge		Taxi Department - 99-96-5090200000							
4 9/30/2025	10/2/2025	Calpelra 925-4006323, CA							1,225.00
Purchase Calpelra		General Ledger Code: 5099900002							
Approved Travel for Carissa Sanchez - CALPELRA 60th Annual Training Conference - Registration Fee		HR Department - 00-32-5090200000							
5 9/30/2025	10/2/2025	Calpelra 925-4006323, CA							1,225.00
Purchase Calpelra		General Ledger Code: 5099900002							
Approved Travel for Isabel Vizcarra - CALPELRA 60TH Annual Training Conference - Registration Fee		Operations Department - 00-11-5090200000							

Trans Date	Post Date	Merchant Name	Charge Codes	Approved	Personal	Receipt	Amount
6 9/30/2025	10/2/2025	Calpelra 925-4006323, CA					925.00
Purchase Calpelra			General Ledger Code: 5099900002				
Approved Travel for Tamara Miles - CALPELRA 60TH Annual Training Conference - Registration				HR Department - 00-32-5090200000			
7 10/2/2025	10/2/2025	Eb *indio State Of The 801-413-7200, CA					85.00
Purchase Eb *indio State Of The			General Ledger Code: 5039903800				
PR 23884 - Indio 2025 - State of the City for Paul Mattern				Planning Department - 00-49-5090200000			
8 10/2/2025	10/2/2025	Eb *indio State Of The 801-413-7200, CA					85.00
Purchase Eb *indio State Of The			General Ledger Code: 5039903800				
PR 23884 - Indio 2025 - State of the City for Greg Wildman				Planning Department - 00-49-5090200000			
9 10/2/2025	10/2/2025	Msft * E0800xl2mi 800-6427676, WA					3,696.00
Purchase Msft * E0800xl2mi			General Ledger Code: 5030300011				
PR 24036 Microsoft 365 Business Premium 155 Licenses Monthly				IT Department - 00-42-5030300011			
10 10/2/2025	10/3/2025	Expedia 73260682967828 Expedia.Com, WA					985.02
Purchase Expedia 73260682967828			General Ledger Code: 5090200000				
Approved Travel for Carissa Sanchez - CALPELRA 60th Annual Training Conference - Lodging				HR Department - 00-32-5090200000			
11 10/2/2025	10/3/2025	Expedia 73260681525838 Expedia.Com, WA					977.22
Purchase Expedia 73260681525838			General Ledger Code: 5090200000				
Approved Travel for Isabel Vizcarra - CALPELRA 60TH Annual Training Conference - Lodging				Operations Department - 00-11-5090200000			

Trans Date	Post Date	Merchant Name	Charge Codes	Approved	Personal	Receipt	Amount
12 10/2/2025	10/3/2025	Expedia 73260680226042 Expedia.Com, WA					977.22
Purchase Expedia 73260680226042			General Ledger Code: 5090200000				
Approved Travel for Tamara Miles - CALPELRA 60 Annual Training Annual Conference - Lodging				HR Department - 00-32-5090200000			
13 10/3/2025	10/6/2025	The Historic Davenport Spokane, WA					628.64
Purchase The Historic Davenport			General Ledger Code: 5090200000				
Approved Travel for Luis Garcia - ABBG Annual Meeting - Lodging Charge				Finance Department - 00-41-5090200000			
14 10/3/2025	10/6/2025	The Historic Davenport Spokane, WA					749.40
Purchase The Historic Davenport			General Ledger Code: 5090200000				
Approved Travel for Paul Mattern - ABBG Annual Meeting - Lodging Charge				Planing Department - 00-49-5090200000			
15 10/3/2025	10/6/2025	The Historic Davenport Spokane, WA					628.64
Purchase The Historic Davenport			General Ledger Code: 5090200000				
Approved Travel for Luis Legaretta - ABBG Annual Meeting - Lodging Charge				Finance Department - 00-41-5090200000			
16 10/4/2025	10/6/2025	Apple.Com/Bill 866-712-7753, CA					2.99
Purchase Apple.Com/Bill			General Ledger Code: 5099900002				
PR 23270 - iCloud Storage upgrade - for IT Phone for Israel Moreno				IT Department - 00-53-50499000010			
17 10/5/2025	10/6/2025	Enrollease, Inc. Secure.Ease.C, CA					513.50
Purchase Enrollease, Inc.			General Ledger Code: 5030300011				
PR 23486 - Price per Employee - Integration with EASE & ADP				HR Department - 00-32-5030300001			

Trans Date	Post Date	Merchant Name	Charge Codes	Approved	Personal	Receipt	Amount
18 10/6/2025	10/7/2025	Supplyhouse.Com 888-757-4774, NY					514.23
		Purchase Supplyhouse.Com	General Ledger Code: 5040300100				
		PR 23881 - Water filters for Ice machines				Facilities - 00-23-5040300100	
19 10/10/2025	10/13/2025	Sp Detail King Offica Detailking.Co, PA					255.09
		Purchase Sp Detail King Offica	General Ledger Code: 5049900022				
		PR 23906 - Carpet Extractor Wand				Facilities - 00-22-5049900016	
20 10/11/2025	10/13/2025	Westin Long Beach Hote 562-4363000, CA					867.98
		Purchase Westin Long Beach Hote	General Ledger Code: 5090200000				
		Approved Travel for Luis Garcia - 60th Annual Fall Conference & EXPO - Lodging Charge				Finance Department - 00-41-5090200000	
21 10/11/2025	10/13/2025	Westin Long Beach Hote 562-4363000, CA					867.98
		Purchase Westin Long Beach Hote	General Ledger Code: 5090200000				
		Approved Travel for David Legaretta - 60th Annual Fall Conference & EXPO - Lodging Charge				Finance Department - 00-41-5090200000	
22 10/11/2025	10/13/2025	Westin Long Beach Hote 562-4363000, CA					867.98
		Purchase Westin Long Beach Hote	General Ledger Code: 5090200000				
		Approved Travel for Tamara Miles - CTA Conference - Lodging Charge				HR Department - 00-32-5090200000	
23 10/11/2025	10/13/2025	Westin Long Beach Hote 562-4363000, CA					867.98
		Purchase Westin Long Beach Hote	General Ledger Code: 5090200000				
		Approved Travel for Mark Perry - CTA Conference - Lodging Charge				Maintenance Department - 00-21-5090200000	

Trans Date	Post Date	Merchant Name	Charge Codes	Approved	Personal	Receipt	Amount
24	10/14/2025	10/15/2025	Wf *allmodrn4353364306 866-263-8325, MA				225.20
		Purchase Wf *allmodrn4353364306	General Ledger Code: 5099900002				
		PR 23907 - Iris End Table - Front Lobby				Facilities Department - 00-23-5049900026	
25	10/15/2025	10/16/2025	Sq *dakota Group, Llc 877-417-4551, DE				189.00
		Purchase Sq *dakota Group, Llc	General Ledger Code: 5049900010				
		PR - 23935 DOT Filing fee for the MCS-150				Maintenance Department - 00-22-5049900017	
26	10/15/2025	10/16/2025	Pst*also Energy, Inc 303-8482675, CO				652.50
		Purchase Pst*also Energy, Inc	General Ledger Code: 5030500010				
		PR 23891 - AlsoEnergy Solar monitoring renewal- 5 years				SunFuels Department- 00-10-5030500010	
27	10/15/2025	10/16/2025	Guardair Corporation, In 413-594-4400, MA				217.83
		Purchase Guardair Corporation, In	General Ledger Code: 5049900011				
		PR 23901 - Alr Guns for fuel island and repair kit				Facilities Department - 00-22-5049900019	
28	10/17/2025	10/20/2025	Starlink Hawthorne, CA				165.00
		Purchase Starlink	General Ledger Code: 5030200006				
		PR 23477 - Starlink Mini - Subscription Fee for Bryan Valenzuela					
29	10/19/2025	10/20/2025	Ring Standard Plan Ring.Com, CA				99.99
		Purchase Ring Standard Plan	General Ledger Code: 5030300011				
		PR 24045 - Ring Camera Subscription for Parts				Finance Department - 00-41-5090100000	

Trans Date	Post Date	Merchant Name	Charge Codes	Approved	Personal	Receipt	Amount
30	10/20/2025	10/21/2025	Fd *ca Dmv 683 Palm Desert, CA				1.00
Purchase Fd *ca Dmv 683			General Ledger Code: 5099900002				
PR 23902 - DMV Vehicle Replacement-Transfer Title Fees				Finance Department - 00-22-5099900004			
31	10/20/2025	10/21/2025	Mhr Lng Bech Dwntwn Fd 562-437-5900, CA				901.92
Purchase Mhr Lng Bech Dwntwn Fd			General Ledger Code: 5090200000				
Approved Travel for Ray Stevens - California Transit Association Conference - Lodging Charge				Finance Department - 00-41-5090200000			
32	10/20/2025	10/21/2025	Fd *ca Dmv 683 Palm Desert, CA				1.00
Purchase Fd *ca Dmv 683			General Ledger Code: 5099900002				
PR 23902 - DMV Vehicle Replacement-Transfer Title Fees				Finance Department - 00-22-5099900004			
33	10/20/2025	10/21/2025	Fd *ca Dmv 683 *svc 800-777-0133, CA				0.03
Purchase Fd *ca Dmv 683 *svc			General Ledger Code: 5099900002				
PR 23902 - DMV Vehicle Replacement-Transfer Title Fees				Finance Department - 00-22-5099900004			
34	10/20/2025	10/21/2025	Fd *ca Dmv 683 Palm Desert, CA				1.00
Purchase Fd *ca Dmv 683			General Ledger Code: 5099900002				
PR 23902 - DMV Vehicle Replacement-Transfer Title Fees				Finance Department - 00-22-5099900004			
35	10/20/2025	10/21/2025	Fd *ca Dmv 683 *svc 800-777-0133, CA				0.03
Purchase Fd *ca Dmv 683 *svc			General Ledger Code: 5099900002				
PR 23902 - DMV Vehicle Replacement-Transfer Title Fees				Finance Department - 00-22-5099900004			

Trans Date	Post Date	Merchant Name	Charge Codes	Approved	Personal	Receipt	Amount
36	10/20/2025	10/21/2025	Fd *ca Dmv 683 *svc 800-777-0133, CA				0.03
		Purchase Fd *ca Dmv 683 *svc	General Ledger Code: 5099900002				
		PR 23902 - DMV Vehicle Replacement-Transfer Title Fees				Finance Department - 00-22-5099900004	
37	10/20/2025	10/21/2025	Fd *ca Dmv 683 *svc 800-777-0133, CA				0.03
		Purchase Fd *ca Dmv 683 *svc	General Ledger Code: 5099900002				
		PR 23902 - DMV Vehicle Replacement-Transfer Title Fees				Finance Department - 00-22-5099900004	
38	10/20/2025	10/21/2025	Fd *ca Dmv 683 Palm Desert, CA				1.00
		Purchase Fd *ca Dmv 683	General Ledger Code: 5099900002				
		PR 23902 - DMV Vehicle Replacement-Transfer Title Fees				Finance Department - 00-22-5099900004	
39	10/22/2025	10/23/2025	Ctc-Vis *svc 279-842-9957, MD				18.65
		Purchase Ctc-Vis *svc	General Ledger Code: 5099900002				
		PR 23945 - CARB, clean truck check Fees 10.31.2025				Maintenance Department - 00-22-5049900021	
40	10/22/2025	10/23/2025	Ctc-Vis 279-842-9957, CA				623.60
		Purchase Ctc-Vis	General Ledger Code: 5099900002				
		PR 23945 - CARB, clean truck check Fees 10.31.2025				Maintenance Department - 00-22-5049900021	
41	10/23/2025	10/24/2025	Fd *ca Dmv 683 Palm Desert, CA				69.00
		Purchase Fd *ca Dmv 683	General Ledger Code: 5099900002				
		PR 23902 - DMV Vehicle Replacement-Transfer Title Fees				Finance Department - 00-22-5099900004	

Trans Date	Post Date	Merchant Name	Charge Codes	Approved	Personal	Receipt	Amount
42	10/23/2025	10/24/2025	Fd *ca Dmv 683 *svc 800-777-0133, CA				1.45
		Purchase Fd *ca Dmv 683 *svc	General Ledger Code: 5099900002				
		PR 23902 - DMV Vehicle Replacement-Transfer Title Fees				Finance Department - 00-22-5099900004	
43	10/23/2025	10/24/2025	Fd *ca Dmv 683 *svc 800-777-0133, CA				1.45
		Purchase Fd *ca Dmv 683 *svc	General Ledger Code: 5099900002				
		PR 23902 - DMV Vehicle Replacement-Transfer Title Fees				Finance Department - 00-22-5099900004	
44	10/23/2025	10/24/2025	Fd *ca Dmv 683 Palm Desert, CA				69.00
		Purchase Fd *ca Dmv 683	General Ledger Code: 5099900002				
		PR 23902 - DMV Vehicle Replacement-Transfer Title Fees				Finance Department - 00-22-5099900004	
45	10/23/2025	10/24/2025	Fd *ca Dmv 683 *svc 800-777-0133, CA				1.45
		Purchase Fd *ca Dmv 683 *svc	General Ledger Code: 5099900002				
		PR 23902 - DMV Vehicle Replacement-Transfer Title Fees				Finance Department - 00-22-5099900004	
46	10/23/2025	10/24/2025	Fd *ca Dmv 683 *svc 800-777-0133, CA				1.45
		Purchase Fd *ca Dmv 683 *svc	General Ledger Code: 5099900002				
		PR 23902 - DMV Vehicle Replacement-Transfer Title Fees				Finance Department - 00-22-5099900004	
47	10/23/2025	10/24/2025	Fd *ca Dmv 683 Palm Desert, CA				69.00
		Purchase Fd *ca Dmv 683	General Ledger Code: 5099900002				
		PR 23902 - DMV Vehicle Replacement-Transfer Title Fees				Finance Department - 00-22-5099900004	

Trans Date	Post Date	Merchant Name	Charge Codes	Approved	Personal	Receipt	Amount
48 10/23/2025	10/24/2025	Fd *ca Dmv 683 Palm Desert, CA					69.00
Purchase Fd *ca Dmv 683			General Ledger Code: 5099900002				
PR 23902 - DMV Vehicle Replacement-Transfer Title Fees						Finance Department - 00-22-5099900004	
49 10/24/2025	10/27/2025	Marriott Grand Residen S Lake Tahoe, CA					397.47
Purchase Marriott Grand Residen			General Ledger Code: 5090200000				
Approved Travel for Walter Watcher - CALACT 2025 Fall Conference and EXPO - Lodging Charge						Capital Projects - 00-44-5090200000	
50 10/27/2025	10/29/2025	Alaska Air Seattle, WA					158.30
Purchase Alaska Air			General Ledger Code: 5090200000				
Approved Travel for Luis Garcia - Clean Buses US - Flight Charge						Finance Department - 00-41-5090200000	
51 10/27/2025	10/29/2025	United United.Com, TX					88.49
Purchase United			General Ledger Code: 5090200000				
Approved Travel for Luis Garcia - Clean Buses US - Flight Charge						Finance Department - 00-41-5090200000	
52 10/28/2025	10/28/2025	Expedia 73286344494624 Expedia.Com, WA					657.14
Purchase Expedia 73286344494624			General Ledger Code: 5090200000				
Approved Travel for Luis Garcia - Clean Buses US - Flight Charge						Finance Department -00-41-5090200000	
53 10/28/2025	10/29/2025	Sp Detail King Offica Detailking.Co, PA					255.09
Purchase Sp Detail King Offica			General Ledger Code: 5049900022				
PR 23988 - Extractor carpet Wand & Maintainer for carpet extractor						Facilities Department - 00-23-5049900026	

Trans Date	Post Date	Merchant Name	Charge Codes	Approved	Personal	Receipt	Amount
54	10/28/2025	10/30/2025	American Air Fort Worth, TX				705.37
Purchase American Air			General Ledger Code: 5090200000				
Approved Travel for Mark Perry - CALACT 2025 - Flight Charge						Maintenance Department - 00-21-5090200000	
55	10/29/2025	10/30/2025	Calact 800-422-5228, CA				200.00
Purchase Calact			General Ledger Code: 5090100000				
Approved Travel for Mark Perry - CALACT 2025 - Registration						Maintenance Department - 00-21-5090200000	
56	10/29/2025	10/30/2025	Expedia 73288049571809 Expedia.Com, WA				549.00
Purchase Expedia 73288049571809			General Ledger Code: 5090200000				
Approved Travel for Mark Perry - CALACT 2025 - Lodging Charge						Maintenance Department - 00-21-5090200000	
57	10/30/2025	10/30/2025	Wf *wayfair4353365526 866-263-8325, MA				7,043.46
Purchase Wf *wayfair4353365526			General Ledger Code: 5099900002				
PR 23852 Front Lobby Renovation						Facilities Department - 2418-17	
58	10/30/2025	10/31/2025	Bosch Automotive Service 711-8114840, MI				410.00
Purchase Bosch Automotive Service			General Ledger Code: 5030300011				
PR 23979 - Allison transmission software subscription						IT Department - 00-42-5030300011	

Transaction Count: 58

Total: 32,392.05

Employee Signature

Date

Authorized Approver Signature

Date

SunLine Transit Agency Visa Credit Card Statement

Closing Date: 11/28/2025

Name on Card: Ray Stevens (Procurement Card)

	Trans. Date	Post. Date	Name	Detail-Description	Credits	Charges
1	11/03/25	11/4/2025	Imc Systems	Celrado Microphone (4) SLIM-G Units For Radio Replacement Project		\$ 1,234.15
2	11/03/25	11/4/2025	Greater CV Chamber of Commerce (GCVCC)	GCVCC California Gubernatorial Candidate Event Bryan Valenzuela - Registration Fee		\$ 105.00
3	11/03/25	11/4/2025	Greater CV Chamber of Commerce (GCVCC)	Voice of Business 2025 June Release Advertisement		\$ 850.00
4	11/03/25	11/4/2025	Community Transportation	Community Transportation Association of America (CTAA) Membership		\$ 2,500.00
5	11/04/25	11/5/2025	Apple	iCloud Storage Upgrade for Israel Moreno		\$ 2.99
6	11/05/25	11/5/2025	Microsoft	Microsoft 365 Business Premium Licenses (155)		\$ 3,696.00
7	11/05/25	11/6/2025	Enrollease	Integration Fee Between Payroll and Benefit Enrollment Software		\$ 496.50
8	11/07/25	11/10/2025	Mhr Long Beach	CTA 60th Annual Fall Conference & Expo Ray Stevens - Parking Expense		\$ 75.00
9	11/08/25	11/10/2025	The Spanish Group	Translation Services for Title VI Program Update		\$ 147.14
10	11/11/25	11/11/2025	Expedia	Training with Amalgamated Transit Union Juan Colon - Lodging Expense		\$ 562.77
11	11/11/25	11/11/2025	Expedia	Training with Amalgamated Transit Union Francisco Lugo - Lodging Expense		\$ 562.77
12	11/12/25	11/14/2025	American Airlines	CALACT 2025 Adrian Martinez - Flight Expense		\$ 774.36
13	11/13/25	11/13/2025	Expedia	CALACT 2025 Adrian Martinez - Lodging Expense		\$ 412.62
14	11/13/25	11/14/2025	CalAct	CALACT 2025 Mark Perry - Registration Expense		\$ 200.00
15	11/14/25	11/17/2025	County of Riverside Transportation	Riverside County Plan Review and Fees for Fence Project at Thousand Palms Facility		\$ 821.00
16	11/14/25	11/17/2025	County of Riverside Transportation	Riverside County Plan Review and Fees for Fence Project at Thousand Palms Facility - Service Fee		\$ 18.72
17	11/17/25	11/18/2025	Starlink	STARLINK Subscription Fee		\$ 165.00
18	11/18/25	11/19/2025	Successorie	Recognition Award for Juan Rodriguez - 35 Years of Service		\$ 111.95
19	11/19/25	11/21/2025	Terra Lago Club	Terra Lago Venue for SunLine Holiday Party		\$ 1,500.00

	Trans. Date	Post. Date	Name	Detail-Description	Credits	Charges
20	11/24/25	11/25/2025	Project Mgmt Institute	Project Management Institute Membership and Exam Prep Course for Sarah Douglas		\$ 863.00
21	11/25/25	11/26/2025	PayPal	Professionals Learning 1099 Form Training Registration Fee		\$ 149.00
22	11/25/25	11/28/2025	CA Sos Political Reform C	Secretary of State - Filing Fee		\$ 900.00
23	11/26/25	11/26/2025	Expedia	American Public Transportation Association (APTA) Safety & Risk Management Seminar John Sowers - Lodging Expense		\$ 583.21
24	11/26/25	11/26/2025	Expedia	American Public Transportation Association (APTA) Safety & Risk Management Seminar Bryan Valenzuela - Lodging Expense		\$ 615.61
25	11/26/25	11/26/2025	Expedia	American Public Transportation Association (APTA) Safety & Risk Management Seminar Richard Powers - Lodging Expense		\$ 583.21
Totals:					\$ -	\$ 17,930.00



Reporting Period : 11/1/2025 - 11/28/2025

Statement Summary

Name		Ray Stevens			Company		Sunline Transit Agency		
Account #		XXXX-XXXX-XXXX-████			Currency		US Dollar		
Reporting Period		11/1/2025 - 11/28/2025							
Trans Date	Post Date	Merchant Name	Charge Codes			Approved	Personal	Receipt	Amount
1 11/3/2025	11/4/2025	In *Imc Systems, Llc 860-3359721, SC							1,234.15
Purchase In *Imc Systems, Llc		General Ledger Code: 5099900002							
PR 23952 - Celrado Microphone - (4) SLIM-G Units					Performance - 1905-00				
2 11/3/2025	11/4/2025	Gcvcc Gcvcc.Org, CA							105.00
Purchase Gcvcc		General Ledger Code: 5090100000			Safety / Operations / HR				
PR 24017 - Legislative Breakfast CA Gubernatoria Candidate Event									
3 11/3/2025	11/4/2025	Gcvcc Gcvcc.Org, CA							850.00
Purchase Gcvcc		General Ledger Code: 5090100000							
PR 24002 - Voice of Business 2025 June Release - GCVCC					Marketing - 00-31-5030303260				
4 11/3/2025	11/4/2025	Community Transportation 800-891-0590, DC							2,500.00
Purchase Community Transportation		General Ledger Code: 5030400000							
PR 24003 - CTAA Membership					Executive Department - 00-40-5090100000				
5 11/4/2025	11/5/2025	Apple.Com/Bill 866-712-7753, CA							2.99
Purchase Apple.Com/Bill		General Ledger Code: 5099900002							
PR 23270 - iCloud Storage upgrade - for IT Phone for Israel Moreno					IT Department - 00-42-5049900010				

Trans Date	Post Date	Merchant Name	Charge Codes	Approved	Personal	Receipt	Amount
6 11/5/2025	11/5/2025	Msft * E0800xuf1e 800-6427676, WA					3,696.00
Purchase Msft * E0800xuf1e			General Ledger Code: 5030300011				
PR 24036 Microsoft 365 Business Premium 155 Licenses Monthly				IT Department - 00-42-5030300011			
7 11/5/2025	11/6/2025	Enrollease, Inc. Secure.Ease.C, CA					496.50
Purchase Enrollease, Inc.			General Ledger Code: 5030300011				
PR 23486 - Price per Employee - Integration with EASE & ADP - Shortcut				HR Department - 00-32-5030300001			
8 11/7/2025	11/10/2025	Mhr Lng Bech Dwntwn Fd Long Beach, CA					75.00
Purchase Mhr Lng Bech Dwntwn Fd			General Ledger Code: 5090200000				
Approved Travel for Ray Stevens - California Transit Association Conference - Parking Fee				Finance Department - 00-41-5090200000			
9 11/8/2025	11/10/2025	The Spanish Group Llc 800-460-1536, CA					147.14
Purchase The Spanish Group Llc			General Ledger Code: 5030400000				
Title VI - The Spanish Group				Planing - 00-49-5099900002			
10 11/11/2025	11/11/2025	Expedia 73298389574847 Expedia.Com, WA					562.77
Purchase Expedia 73298389574847			General Ledger Code: 5090200000				
Approved Travel for Juan Colon - Training with Amalgamate Transit Union - Lodging Charge				Transportation - 00-39-5090200001			
11 11/11/2025	11/11/2025	Expedia 73298388958648 Expedia.Com, WA					562.77
Purchase Expedia 73298388958648			General Ledger Code: 5090200000				
Approved Travel for Francisco Lugo - Training with Amalgamate Transit Union - Lodging Charge				Maintenance - 00-39-5090200001			

Trans Date	Post Date	Merchant Name	Charge Codes	Approved	Personal	Receipt	Amount
12	11/12/2025	11/14/2025	American Air Fort Worth, TX				774.36
		Purchase American Air	General Ledger Code: 5090200000				
		Approved Travel for Adrian Martinez - CALACT 2025 - Flight Charge			Maintenance Department - 00-22-5090200000		
13	11/13/2025	11/13/2025	Expedia 73300066087803 Expedia.Com, WA				412.62
		Purchase Expedia 73300066087803	General Ledger Code: 5090200000				
		Approved Travel for Adrian Martinez - CALACT 2025 - Lodging Charge			Maintenance Department - 00-22-5090200000		
14	11/13/2025	11/14/2025	Calact 800-422-5228, CA				200.00
		Purchase Calact	General Ledger Code: 5090100000				
		Approved Travel for Mark Perry - CALACT 2025 - Registration			Maintenance Department - 00-22-5090200000		
15	11/14/2025	11/17/2025	Co Of Riverside Transport 951-9551800, CA				821.00
		Purchase Co Of Riverside Transport	General Ledger Code: 5099900002				
		PR 24063 - 25-003 D1 Security Fence Upgr Encroach. Permit Fee			Performance Department - 2202-00		
16	11/14/2025	11/17/2025	Co Riverside Transportati 951-9550533, IN				18.72
		Purchase Co Riverside Transportati	General Ledger Code: 5099900002				
		PR 24063 - 25-003 D1 Security Fence Upgr Encroach. Permit Fee			Performance Department - 2202-00		
17	11/17/2025	11/18/2025	Starlink Internet 310-6829683, CA				165.00
		Purchase Starlink Internet	General Ledger Code: 5030300011				
		PR 23477 - Starlink Mini - Subscription Fee for Bryan Valenzuela			Safety Department - 00-15-5049900009		

Trans Date	Post Date	Merchant Name	Charge Codes	Approved	Personal	Receipt	Amount
18 11/18/2025	11/19/2025	Successorie 800-535-2773, FL					111.95
Purchase Successorie			General Ledger Code: 5099900002				
PR 24059 - Milestone - Juan Rodriguez 35 years of service				HR - 00-32-5090200100			
19 11/19/2025	11/21/2025	Golf Club At Terra Lago 760-775-2000, CA					1,500.00
Purchase Golf Club At Terra Lago			General Ledger Code: 5099900002				
PR 23975 - Terra Lago Venue for our Christmas Party				HR - 00-32-5090201000			
20 11/24/2025	11/25/2025	Project Management Instit Newtown Sq, PA					863.00
Purchase Project Management Instit			General Ledger Code: 5090100000				
PR 24103 - Project Management Institute for Sarah Douglas				Performance Department - 00-44-5090100000			
21 11/25/2025	11/26/2025	Paypal 402-935-7733, CA					149.00
Purchase Paypal			General Ledger Code: 5099900002				
Professionals Learning 1099 Training for Ray Stevens				Finance - 00-41-5090200000			
22 11/25/2025	11/28/2025	Ca Sos Political Reform C 916-6539165, CA					900.00
Purchase Ca Sos Political Reform C			General Ledger Code: 5099900002				
PR 24126 Secretary of State - Late Filing Penalty				Executive Department - 00-40-5099900002			
23 11/26/2025	11/26/2025	Expedia 73310504997470 Expedia.Com, WA					583.21
Purchase Expedia 73310504997470			General Ledger Code: 5090200000				
Approved Travel for John Sowers - APTA Safety & Risk Management Seminar - Lodging Charge				Safety Department - 00-15-5090200000			

Trans Date	Post Date	Merchant Name	Charge Codes	Approved	Personal	Receipt	Amount
24	11/26/2025	11/26/2025	Expedia 73310508094618 Expedia.Com, WA				615.61
Purchase Expedia 73310508094618			General Ledger Code: 5090200000				
Approved Travel for Bryan Valenzuela - APTA Safety & Risk Management Seminar - Lodging Charge						Safety Department - 00-15-5090200000	
25	11/26/2025	11/26/2025	Expedia 73310510524005 Expedia.Com, WA				583.21
Purchase Expedia 73310510524005			General Ledger Code: 5090200000				
Approved Travel for Richard Powers - APTA Safety & Risk Management Seminar - Lodging Charge						Safety Department - 00-15-5090200000	
						Transaction Count: 25	
						Total: 17,930.00	

Employee Signature

Date

Authorized Approver Signature

Date

SunLine Transit Agency Visa Credit Card Statement

Closing Date: 11/28/2025

Name on Card: Walter Watcher (Procurement Card)

	Trans. Date	Post. Date	Name	Detail-Description	Credits	Charges
1	11/13/25	11/13/2025	Supplyhouse.com	Replacement Plumbing Cartridge for Faucet Repair		\$ 95.60
2	11/13/25	11/14/2025	Supplyhouse.com	Replacement Plumbing Cartridge for Faucet Repair		\$ 95.60
Totals:					\$ -	\$ 191.20



Reporting Period : 11/1/2025 - 11/28/2025

Statement Summary

Name	Walter Watcher	Company	Sunline Transit Agency
Account #	XXXX-XXXX-XXXX- <div></div>	Currency	US Dollar
Reporting Period	11/1/2025 - 11/28/2025		

Trans Date	Post Date	Merchant Name	Charge Codes	Approved	Personal	Receipt	Amount
1 11/13/2025	11/13/2025	Supplyhouse.Com 888-757-4774, NY					95.60
		Purchase Supplyhouse.Com	General Ledger Code: 5040300100 Fund: 00				
2 11/13/2025	11/14/2025	Supplyhouse.Com 888-757-4774, NY					95.60
		Purchase Supplyhouse.Com	General Ledger Code: 5040300100 Fund: 00				

Transaction Count: 2
Total: 191.20

Employee Signature _____ Date _____

Authorized Approver Signature _____ Date _____

SunLine Transit Agency Visa Credit Card Statement

Closing Date: 10/31/2025

Name on Card: Mona Babauta

	Trans. Date	Post Date	Reference	Detail - Description	Credits	Charges
1	10/2/2025	10/6/2025	United	United Airlines - Round Trip flight from Palm Springs, CA to Washington, DC for the Legislative Advocacy Trip; Mona Babauta, CEO/GM		\$290.00
2	10/8/2025	10/9/2025	Other Debits Currency Conversion Fee	The Zero Emission Bus Conference, Brussels BE - Currency Conversion Bank Fee		\$0.42
3	10/8/2025	10/9/2025	Victor Cab	The Zero Emission Bus Conference, Brussels BE - Cab Ride from the Expo to the Hotel; Mona Babauta, CEO/GM		\$42.19
4	10/8/2025	10/9/2025	Expedia	Legislative Advocacy Trip, Washington DC - Hotel Stay at The Hyatt Regency Washington on Capital Hill; Mona Babauta, CEO/GM		\$1,684.76
5	10/8/2025	10/10/2025	United	Legislative Advocacy Trip, Washington DC - Seats Chargers Per United Customer Service For Director John Pena; Mona Babauta, CEO/GM		\$170.19
6	10/9/2025	10/10/2025	Other Debits Currency Conversion Fee	The Zero Emission Bus Conference, Brussels BE - Currency Conversion Bank Fee		\$0.38
7	10/9/2025	10/10/2025	Euromar	The Zero Emission Bus Conference, Brussels BE - Trip from Hotel to Expo; Mona Babauta, CEO/GM		\$38.14
8	10/9/2025	10/13/2025	Other Debits Currency Conversion Fee	The Zero Emission Bus Conference, Brussels BE - Currency Conversion Bank Fee		\$12.13
9	10/9/2025	10/13/2025	Marriott Brussels	The Zero Emission Bus Conference, Brussels BE - Hotel Stay While Attending Conference; Mona Babauta, CEO/GM		\$1,213.02
10	10/10/2025	10/10/2025	Expedia	Legislative Advocacy Trip, Washington DC - Refund for Hotel Stay at the Phoenix Hotel; Edith Hernandez, Director of Board and External Affairs	\$1,179.85	
11	10/10/2025	10/10/2025	Expedia	Legislative Advocacy Trip, Washington DC - Refund for Hotel Stay at The Hyatt Regency Washington on Capital Hill; Mona Babauta, CEO/GM	\$1,684.76	

	Trans. Date	Post Date	Reference	Detail - Description	Credits	Charges
12	10/10/2025	10/10/2025	Expedia	Legislative Advocacy Trip, Washington DC - Refund for Hotel Stay at the Phoenix Hotel; Luis Garcia, Chief Financial Officer	\$1,179.85	
13	10/10/2025	10/10/2025	Expedia	Legislative Advocacy Trip, Washington DC - Hotel Refund for Board Member John Pena; Mona Babauta; CEO/GM	\$1,829.31	
14	10/15/2025	10/16/2025	Heatmap News	Heatmap News - Annual Subscription; Mona Babauta, CEO/GM		\$99.00
15	10/16/2025	10/16/2025	California Municipal Clerk Association	California Municipal Clerk Association - Education Workshop; Selena Rodriguez, Board and Legislative Affairs Coordinator		\$225.00
16	10/20/2025	10/20/2025	Lyft	2025 CTE Board and Annual Meeting, Atlanta GA - Ride from Atlanta Airport to CTE Board and Annual Meeting; Mona Babauta, CEO/GM		\$37.38
17	10/20/2025	10/21/2025	Lyft	2025 CTE Board and Annual Meeting, Atlanta GA - Ride To The Airport From The CTE Board and Policy Meeting; Mona Babauta, CEO/GM		\$30.01
18	10/20/2025	10/22/2025	Epicurean Atlanta	2025 CTE Board and Annual Meeting, Atlanta GA - Hotel Stay during the; Mona Babauta, CEO/GM		\$319.46
19	10/22/2025	10/23/2025	EZ Cater	California Pizza Kitchen - October 2025 Board Day Lunches; Vanessa Ordorica, Clerk of the Board		\$548.31
20	10/23/2025	10/24/2025	Uber	The California Association For Coordinated Transportation Conference, South Lake Tahoe CA - Uber Ride from Reno, NV Airport to Hotel; Mona Babauta, CEO/GM		\$106.97
21	10/23/2025	10/24/2025	Uber	The California Association For Coordinated Transportation Conference, South Lake Tahoe CA - Uber Ride Tip from Reno, NV Airport to Hotel; Mona Babauta, CEO/GM		\$21.39
22	10/24/2025	10/27/2025	Palm Springs Airport	The California Association For Coordinated Transportation Conference, South Lake Tahoe CA - Airport Parking Fee While Attending The Conference; Mona Babauta, CEO/GM		\$60.00
23	10/24/2025	10/27/2025	Marriott Timber Lodge	The California Association For Coordinated Transportation Conference, South Lake Tahoe CA - Hotel Stay While Attending The Conference; Mona Babauta, CEO/GM		\$301.06
24	10/27/2025	10/28/2025	Broadway Cab	Mpact Conference, Portland OR - Cab Ride From the Hotel to the Mpact Conference; Mona Babauta, CEO/GM		\$63.50

	Trans. Date	Post Date	Reference	Detail - Description	Credits	Charges
25	10/28/2025	10/28/2025	Uber	Mpact Conference, Portland OR - Uber Trip from Conference to Dinner; Mona Babauta, CEO/GM		\$16.09
26	10/28/2025	10/28/2025	Uber	Mpact Conference, Portland OR - Uber Trip Tip from Conference to Dinner; Mona Babauta, CEO/GM		\$4.00
27	10/28/2025	10/29/2025	Oven And Shaker	Mpact Confernece, Portland OR - Dinner with Board Members and Staff; Mona Babauta, CEO/GM		\$150.00
28	10/28/2025	10/29/2025	Uber	Mpact Conference, Portland OR - Uber Ride from Dinner to Conference; Mona Babauta, CEO/GM		\$15.53
29	10/28/2025	10/30/2025	Mothers Bistro Bar	Mpact Conference, Portland OR - Dinner with Board Members and Staff; Mona Babauta, CEO/GM		\$213.00
30	10/29/2025	10/29/2025	Uber	Mpact Conference, Portland OR - Uber Ride to the Airport from the Hotel; Mona Babauta, CEO/GM		\$18.65
31	10/29/2025	10/29/2025	Uber	Mpact Conference, Portland OR - Uber Ride From the Hotel to Dinner with Staff; Mona Babauta, CEO/GM		\$19.53
32	10/29/2025	10/29/2025	Uber	Mpact Conference, Portland OR - Uber Ride Tip from Dinner to Conference; Mona Babauta, CEO/GM		\$4.00
33	10/29/2025	10/30/2025	Uber	Mpact Conference, Portland OR - Uber Ride From the Conference to Portland Airport; Mona Babauta, CEO/GM		\$42.12
34	10/29/2025	10/30/2025	Palm Springs Airport	Mpact Conference, Portland OR - Airport Parking Fee While Attending Mpact Conference; Mona Babauta, CEO/GM		\$60.00
35	10/29/2025	10/31/2025	Ac Portland Downtown	Mpact Conference, Portlant OR - Hotel Stay While Attending Conference; Mona Babauta, CEO/GM		\$333.26
36	10/29/2025	10/31/2025	Hilton Hotels	Mpact Conference, Portland OR - Hotel Stay While Attending Conference for Vanessa Ordorica, Clerk of the Board; Mona Babauta, CEO/GM		\$678.63
37	10/29/2025	10/31/2025	Hilton Hotels	Mpact Conference, Portland OR - Hotel Stay While Attending Conference for Board Member Nancy Ross; Mona Babauta, CEO/GM		\$683.63

	Trans. Date	Post Date	Reference	Detail - Description	Credits	Charges
38	10/29/2025	10/31/2025	Southwest	Mpact Conference, Portland OR - Check In Bag Fee; Mona Babauta, CEO/GM		\$35.00
39	10/29/2025	10/31/2025	Hilton Hotels	Mpact Conference, Portland OR - Hotel Stay While Attending Conference for Board Member Daniel Pitts; Mona Babauta, CEO/GM		\$678.63
40	10/30/2025	10/30/2025	Lyft	Mpact Conference, Portland OR - Lyft Ride from Hotel to Restaurant; Mona Babauta,CEO/GM		\$8.99
Credits and Charges:					\$5,873.77	\$8,224.37



Reporting Period : 10/1/2025 - 10/31/2025

Statement Summary

Name	Mona Babauta	Company	Sunline Transit Agency
		Currency	US Dollar

Reporting Period 10/1/2025 - 10/31/2025

Trans Date	Post Date	Merchant Name	Charge Codes	Approved	Personal	Receipt	Amount
1 10/2/2025	10/6/2025	United United.Com, TX					290.00
		Purchase United	General Ledger Code: 5090200000				
2 10/8/2025	10/9/2025						0.42
		Other Debits Currency Conversion Fee					
3 10/8/2025	10/9/2025	Victor Cab Hyb Bth882 Bruxelles, BRU					42.19
		Purchase (EUR 36.00) Victor Cab Hyb Bth882	General Ledger Code: 5090200000				
4 10/8/2025	10/9/2025	Expedia 73267293231676 Expedia.Com, WA					1,684.76
		Purchase Expedia 73267293231676	General Ledger Code: 5090200000				
5 10/8/2025	10/10/2025	United United.Com, TX					170.19
		Purchase United	General Ledger Code: 5090200000				

Trans Date	Post Date	Merchant Name	Charge Codes	Approved	Personal	Receipt	Amount
6 10/9/2025	10/10/2025						0.38
		Other Debits Currency Conversion Fee					
<hr/>							
7 10/9/2025	10/10/2025	Euromar Bruxelle, BRU					38.14
		Purchase (EUR 32.70) Euromar	General Ledger Code: 5090200000				
<hr/>							
8 10/9/2025	10/13/2025						12.13
		Other Debits Currency Conversion Fee					
<hr/>							
9 10/9/2025	10/13/2025	Marriott Brussels, BRU					1,213.02
		Purchase Marriott	General Ledger Code: 5090200000				
<hr/>							
10 10/10/2025	10/10/2025	Expedia 73251249383275 Expedia.Com, WA					-1,179.85
		Credit Voucher Expedia 73251249383275	General Ledger Code: 5090200000				
<hr/>							
11 10/10/2025	10/10/2025	Expedia 73267293231676 Expedia.Com, WA					-1,684.76
		Credit Voucher Expedia 73267293231676	General Ledger Code: 5090200000				
<hr/>							
12 10/10/2025	10/10/2025	Expedia 73251249383275 Expedia.Com, WA					-1,179.85
		Credit Voucher Expedia 73251249383275	General Ledger Code: 5090200000				
<hr/>							

Trans Date	Post Date	Merchant Name	Charge Codes	Approved	Personal	Receipt	Amount
13 10/10/2025	10/10/2025	Expedia 73251253401260 Expedia.Com, WA					-1,829.31
		Credit Voucher Expedia 73251253401260	General Ledger Code: 5090200000				
<hr/>							
14 10/15/2025	10/16/2025	Heatmap.News Heatmap.News, NY					99.00
		Purchase Heatmap.News	General Ledger Code: 5099900002				
<hr/>							
15 10/16/2025	10/16/2025	California Municipal C Sacramento, CA					225.00
		Purchase California Municipal C	General Ledger Code: 5090100000				
<hr/>							
16 10/20/2025	10/20/2025	Lyft *ride Sun 10pm Lyft.Com, CA					37.38
		Purchase Lyft *ride Sun 10pm	General Ledger Code: 5090200000				
<hr/>							
17 10/20/2025	10/21/2025	Lyft *ride Mon 2pm Lyft.Com, CA					30.01
		Purchase Lyft *ride Mon 2pm	General Ledger Code: 5090200000				
<hr/>							
18 10/20/2025	10/22/2025	Epicurean Atlanta Atlanta, GA					319.46
		Purchase Epicurean Atlanta	General Ledger Code: 5090200000				
<hr/>							

Trans Date	Post Date	Merchant Name	Charge Codes	Approved	Personal	Receipt	Amount
19 10/22/2025	10/23/2025	Ezcater*california Piz 800-488-1803, MA					548.31
		Purchase Ezcater*california Piz	General Ledger Code: 5099900002				
<hr/>							
20 10/23/2025	10/24/2025	Uber *trip Help.Uber.Com, CA					106.97
		Purchase Uber *trip	General Ledger Code: 5090200000				
<hr/>							
21 10/23/2025	10/24/2025	Uber *trip Help.Uber.Com, CA					21.39
		Purchase Uber *trip	General Ledger Code: 5090200000				
<hr/>							
22 10/24/2025	10/27/2025	Palm Springs Airport Palm Springs, CA					60.00
		Purchase Palm Springs Airport	General Ledger Code: 5090200000				
<hr/>							
23 10/24/2025	10/27/2025	Marriott Timber Lodge S Lake Tahoe, CA					301.06
		Purchase Marriott Timber Lodge	General Ledger Code: 5090200000				
<hr/>							
24 10/27/2025	10/28/2025	Sq *broadway Cab Portland, OR					63.50
		Purchase Sq *broadway Cab	General Ledger Code: 5090200000				
<hr/>							
<hr/>							

Trans Date	Post Date	Merchant Name	Charge Codes	Approved	Personal	Receipt	Amount
25 10/28/2025	10/28/2025	Uber *trip Help.Uber.Com, CA					16.09
		Purchase Uber *trip	General Ledger Code: 5090200000				
<hr/>							
26 10/28/2025	10/28/2025	Uber *trip Help.Uber.Com, CA					4.00
		Purchase Uber *trip	General Ledger Code: 5090200000				
<hr/>							
27 10/28/2025	10/29/2025	Oven And Shaker Portland, OR					150.00
		Purchase Oven And Shaker	General Ledger Code: 5099900002				
<hr/>							
28 10/28/2025	10/29/2025	Uber *trip Help.Uber.Com, CA					15.53
		Purchase Uber *trip	General Ledger Code: 5090200000				
<hr/>							
29 10/28/2025	10/30/2025	Mothers Bistro Bar Llc Portland, OR					213.00
		Purchase Mothers Bistro Bar Llc	General Ledger Code: 5099900002				
<hr/>							
30 10/29/2025	10/29/2025	Uber *trip Help.Uber.Com, CA					18.65
		Purchase Uber *trip	General Ledger Code: 5090200000				
<hr/>							

Trans Date	Post Date	Merchant Name	Charge Codes	Approved	Personal	Receipt	Amount
31 10/29/2025	10/29/2025	Uber *trip Help.Uber.Com, CA					19.53
		Purchase Uber *trip	General Ledger Code: 5090200000				
<hr/>							
32 10/29/2025	10/29/2025	Uber *trip Help.Uber.Com, CA					4.00
		Purchase Uber *trip	General Ledger Code: 5090200000				
<hr/>							
33 10/29/2025	10/30/2025	Uber *trip Help.Uber.Com, CA					42.12
		Purchase Uber *trip	General Ledger Code: 5090200000				
<hr/>							
34 10/29/2025	10/30/2025	Palm Springs Airport Palm Springs, CA					60.00
		Purchase Palm Springs Airport	General Ledger Code: 5090200000				
<hr/>							
35 10/29/2025	10/31/2025	Ac Portland Downtown Portland, OR					333.26
		Purchase Ac Portland Downtown	General Ledger Code: 5090200000				
<hr/>							
36 10/29/2025	10/31/2025	Hilton Hotels Portland, OR					678.63
		Purchase Hilton Hotels	General Ledger Code: 5090200000				
<hr/>							

Trans Date	Post Date	Merchant Name	Charge Codes	Approved	Personal	Receipt	Amount
37 10/29/2025	10/31/2025	Hilton Hotels Portland, OR					683.63
Purchase Hilton Hotels			General Ledger Code: 5090200000				
38 10/29/2025	10/31/2025	Swa*excs_bag 800-435-9792, TX					35.00
Purchase Swa*excs_bag			General Ledger Code: 5090200000				
39 10/29/2025	10/31/2025	Hilton Hotels Portland, OR					678.63
Purchase Hilton Hotels			General Ledger Code: 5090200000				
40 10/30/2025	10/30/2025	Lyft *ride Tue 6pm Lyft.Com, CA					8.99
Purchase Lyft *ride Tue 6pm			General Ledger Code: 5090200000				

Transaction Count: 40

Total: 2,350.60

Employee Signature

Date

Authorized Approver Signature

Date

SunLine Transit Agency Visa Credit Card Statement**Closing Date: 11/28/2025****Name on Card: Mona Babauta**

	Trans. Date	Post Date	Reference	Detail - Description	Credits	Charges
1	10/31/2025	11/3/2025	Indio Taphouse	Indio Taphouse - Lunch Meeting With Indio City Manager; Mona Babauta, CEO/GM		\$50.89
2	11/3/2025	11/4/2025	Greater Coachella Valley Chamber of Commerce (GCVCC)	GCVCC - Legislative Breakfast: California Gubernatorial Candidate Event Registration; Mona Babauta, CEO/GM		\$70.00
3	11/7/2025	11/10/2025	Marriott Hotel	Marriott - Hotel Accomodation While Attending California Transit Association Fall Conference in Long Beach, CA; Mona Babauta, CEO/GM		\$1,202.56
4	11/12/2025	11/13/2025	Panera Bread	Panera - SunLine Leadership Meeting Lunch; Mona Babauta, CEO/GM		\$230.53
5	11/14/2025	11/17/2025	Palm Springs Windmill	Palm Springs Windmill - Chiefs Team Building Windmill Tour; Mona Babauta, CEO/GM		\$330.00
6	11/17/2025	11/18/2025	California Pizza Kitchen	California Pizza Kitchen - Chiefs Meeting Team Lunch; Mona Babauta, CEO/GM		\$410.31
7	11/18/2025	11/19/2025	Fatboy Tacos & Catering	Fatboy Tacos - December 2025 Board Day Lunch; Mona Babauta, CEO/GM		\$729.71
8	11/26/2025	11/28/2025	Mobility 21	Mobility 21 - 2025 Holiday Reception Registration; Mona Babauta, CEO/GM		\$195.00
Credits and Charges:					\$0.00	\$3,219.00



Reporting Period : 11/1/2025 - 11/28/2025

Statement Summary

Name		Mona Babauta		Company		Sunline Transit Agency	
				Currency		US Dollar	
Reporting Period		11/1/2025 - 11/28/2025					
Trans Date	Post Date	Merchant Name	Charge Codes	Approved	Personal	Receipt	Amount
1 10/31/2025	11/3/2025	Sq *indio Taphouse / Ital Indio, CA					50.89
Purchase Sq *indio Taphouse / Ital		General Ledger Code: 5099900002					
2 11/3/2025	11/4/2025	Gcvcc Gcvcc.Org, CA					70.00
Purchase Gcvcc		General Ledger Code: 5090100000					
3 11/7/2025	11/10/2025	Mhr Lng Bech Dwntwn Fd Long Beach, CA					1,202.56
Purchase Mhr Lng Bech Dwntwn Fd		General Ledger Code: 5090200000					
4 11/12/2025	11/13/2025	Ezcater*panera Bread 800-488-1803, MA					230.53
Purchase Ezcater*panera Bread		General Ledger Code: 5099900002					
5 11/14/2025	11/17/2025	Sq *palm Springs Windmill Gosq.Com, CA					330.00
Purchase Sq *palm Springs Windmill		General Ledger Code: 5090200000					

Trans Date	Post Date	Merchant Name	Charge Codes	Approved	Personal	Receipt	Amount
6 11/17/2025	11/18/2025	Californiapizzakitchen Order.Cpk.Com, CA					410.31
Purchase Californiapizzakitchen			General Ledger Code: 5099900002				
7 11/18/2025	11/19/2025	Fatboy Tacos & Catering Clover.Com, CA					729.71
Purchase Fatboy Tacos & Catering			General Ledger Code: 5099900002				
8 11/26/2025	11/28/2025	Paypal 949-288-6884, CA					195.00
Purchase Paypal			General Ledger Code: 5099900002				

Transaction Count: 8

Total: 3,219.00

Employee Signature _____ Date _____

Authorized Approver Signature _____ Date _____



SunLine Transit Agency

Item 8C

January 28, 2026

Board Report

AGENDA ITEM: ACTION - CONSENT CALENDAR

TO: Finance/Audit Committee/Committee of the Whole
Board of Directors

FROM: Luis Garcia, Chief Financial Officer

SUBJECT: Acceptance of Monthly Budget Variance Reports for October and
November 2025

Recommendation:

Recommend that the Board of Directors (Board) approve the monthly budget variance reports for October and November 2025.

Background:

The budget variance report compares revenues and expenses to the respective line item budgets. The report identifies current monthly revenues and expenses as well as fiscal year to date (FYTD) values. The budgetary figures are represented as a straight line budget. Accordingly, the current monthly budget values are calculated by taking 1/12th of the annual budget. The FYTD budget values for the month of October 2025 are equal to 4/12^{ths} of the yearly budget. The FYTD budget values for the month of November 2025 are equal to 5/12^{ths} of the yearly budget.

Year to Date Summary

- As of October 31, 2025, the Agency's FYTD revenues are \$416,054 or 24.59% below the FYTD budget.
- As of October 31, 2025, the Agency's FYTD expenditures are \$2,605,605 or 15.48% above the FYTD budget.
- As of November 30, 2025, the Agency's FYTD revenues are \$408,439 or 19.31% below the FYTD budget.

- As of November 30, 2025, the Agency's FYTD expenditures are \$3,080,235 or 14.64% above the FYTD budget.

Financial Impact:

There is no financial impact associated with this item.

Strategic Priority:

Resource Acquisition, Allocation, and Management: Prioritizes optimized resource management by effectively acquiring and allocating financial, human, and material resources to ensure operational excellence and long-term sustainability.

In Collaboration with:

N/A

Approved/Reviewed by:

Luis Garcia, Chief Financial Officer

Attachments:

- Monthly Budget Variance Report for October 2025
- Monthly Budget Variance Report for November 2025

SunLine Transit Agency
Budget Variance Report
October 2025

		Current Month			Fiscal Year to Date			
Description	FY26 Total Budget	Actual	Budget	Positive (Negative)	FYTD Actual	FY26 FYTD Budget	Positive (Negative)	Percentage Remaining
Operating Revenues:								
Passenger Revenue	1,974,505	116,993	164,542	(47,549)	499,321	658,168	(158,848)	74.7%
Other Revenue	3,101,551	226,556	258,463	(31,906)	776,644	1,033,850	(257,206)	75.0%
Total Operating Revenue	5,076,056	343,549	423,005	(79,456)	1,275,965	1,692,019	(416,054)	74.9%
Operating Expenses:								
Operator & Mechanic Salaries & Wages	11,907,530	988,937	992,294	3,357	3,857,111	3,969,177	112,065	67.6%
Operator & Mechanic Overtime	1,368,406	139,134	114,034	(25,100)	615,775	456,135	(159,640)	55.0%
Administration Salaries & Wages	7,997,750	735,762	666,479	(69,283)	2,808,772	2,665,917	(142,855)	64.9%
Administration Overtime	260,573	27,361	21,714	(5,646)	139,326	86,858	(52,468)	46.5%
Fringe Benefits	11,663,261	1,091,724	971,938	(119,786)	3,870,992	3,887,754	16,761	66.8%
Communications	295,000	17,040	24,583	7,543	115,445	98,333	(17,112)	60.9%
Legal Services	1,135,000	179,622	94,583	(85,038)	649,311	378,333	(270,977)	42.8%
Computer/Network Software Agreement	1,000,000	74,647	83,333	8,687	445,544	333,333	(112,211)	55.4%
Uniforms	115,598	11,829	9,633	(2,196)	36,104	38,533	2,428	68.8%
Contracted Services	1,860,415	102,643	155,035	52,392	517,002	620,138	103,136	72.2%
Equipment Repairs	31,500	10,053	2,625	(7,428)	15,306	10,500	(4,806)	51.4%
Security Services	150,000	14,804	12,500	(2,304)	54,229	50,000	(4,229)	63.8%
Fuel - CNG	1,290,000	108,922	107,500	(1,422)	487,761	430,000	(57,761)	62.2%
Fuel - Hydrogen	2,094,676	358,161	174,556	(183,604)	1,468,490	698,225	(770,265)	29.9%
Tires	292,000	23,237	24,333	1,096	93,708	97,333	3,625	67.9%
Office Supplies	87,260	4,773	7,272	2,499	20,044	29,087	9,043	77.0%
Travel/Training	323,345	23,761	26,945	3,185	111,071	107,782	(3,289)	65.6%
Repair Parts	1,692,631	199,720	141,053	(58,668)	823,783	564,210	(259,573)	51.3%
Facility Maintenance	72,500	4,994	6,042	1,048	20,345	24,167	3,822	71.9%
Electricity - CNG & Hydrogen	652,000	48,911	54,333	5,422	238,850	217,333	(21,517)	63.4%
Natural Gas	1,483,750	74,101	123,646	49,545	354,152	494,583	140,432	76.1%
Water and Gas	16,000	840	1,333	494	3,530	5,333	1,804	77.9%
Insurance Losses	1,578,415	195,357	131,535	(63,823)	829,461	526,138	(303,322)	47.4%
Insurance Premium - Property	235,000	19,563	19,583	20	78,252	78,333	81	66.7%
Repair Claims	15,000	12,346.24	1,250	(11,096)	12,346.24	5,000	(7,346)	17.7%
Fuel Taxes	103,500	8,776	8,625	(151)	26,378	34,500	8,122	74.5%
Other Expenses	6,816,945	609,019	568,079	(40,941)	2,442,589	2,272,315	(170,274)	64.2%
Self Consumed Fuel	(4,038,056)	(149,945)	(336,505)	(186,560)	(696,740)	(1,346,019)	(649,278)	82.7%
Total Operating Expenses (Before Depreciation)	50,500,000	4,936,091	4,208,333	(727,758)	19,438,938	16,833,333	(2,605,605)	61.5%
Operating Expenses in Excess of Operating Revenue		\$ (4,592,542)			\$ (18,162,973)			
Subsidies:								
Local	7,000,000	707,728	583,333	(124,395)	2,798,982	2,333,333	(465,649)	60.0%
State	32,523,821	3,288,288	2,710,318	(577,970)	13,004,800	10,841,274	(2,163,526)	60.0%
Federal	5,900,123	596,526	491,677	(104,849)	2,359,191	1,966,708	(392,484)	60.0%
Total Subsidies	45,423,944	4,592,542	3,785,329	(807,213)	18,162,973	15,141,315	(3,021,659)	60.0%
Net Operating Gain (Loss) After Subsidies	\$ (0)	\$ -			\$ -			

SunLine Transit Agency
Budget Variance Report
October 2025

		Current Month			Fiscal Year to Date			
Description	FY26 Total Budget	Actual	Budget	Positive (Negative)	FYTD Actual	FY26 FYTD Budget	Positive (Negative)	Percentage Remaining
Operating Expenses:								
Wages & Benefits	33,197,521	2,982,917	2,766,460	(216,457)	11,291,976	11,065,840	(226,136)	66.0%
Services	7,126,058	695,548	593,838	(101,710)	2,930,727	2,375,353	(555,375)	58.9%
Fuels & Lubricants	3,515,476	471,652	292,956	(178,696)	1,983,447	1,171,825	(811,622)	43.6%
Tires	292,000	23,237	24,333	1,096	93,708	97,333	3,625	67.9%
Materials and Supplies	2,331,591	239,043	194,299	(44,744)	993,732	777,197	(216,535)	57.4%
Utilities	2,573,750	150,010	214,479	64,469	719,415	857,917	138,502	72.0%
Casualty & Liability	4,333,415	446,910	361,118	(85,792)	1,802,716	1,444,472	(358,245)	58.4%
Taxes and Fees	103,500	8,776	8,625	(151)	26,378	34,500	8,122	74.5%
Miscellaneous Expenses	1,064,745	67,943	88,729	20,786	293,578	354,915	61,337	72.4%
Self Consumed Fuel	(4,038,056)	(149,945)	(336,505)	(186,560)	(696,740)	(1,346,019)	(649,278)	82.7%
Total Operating Expenses (Before Depreciation)	50,500,000	4,936,091	4,208,333	(727,758)	19,438,938	16,833,333	(2,605,605)	61.5%
Revenues:								
Passenger Revenue	1,974,505	116,993	164,542	(47,549)	499,321	658,168	(158,848)	74.7%
Other Revenue	3,101,551	226,556	258,463	(31,906)	776,644	1,033,850	(257,206)	75.0%
Total Operating Revenue	5,076,056	343,549	423,005	(79,456)	1,275,965	1,692,019	(416,054)	74.9%
Net Operating Gain (Loss)		\$ (4,592,542)			\$ (18,162,973)			
Subsidies:								
Local	7,000,000	707,728	583,333	(124,395)	2,798,982	2,333,333	(465,649)	60.0%
State	32,523,821	3,288,288	2,710,318	(577,970)	13,004,800	10,841,274	(2,163,526)	60.0%
Federal	5,900,123	596,526	491,677	(104,849)	2,359,191	1,966,708	(392,484)	60.0%
Total Subsidies	45,423,944	4,592,542	3,785,329	(807,213)	18,162,973	15,141,315	(3,021,659)	60.0%
Net Operating Gain (Loss) After Subsidies	\$ (0)	\$ -			\$ -			

Budget Variance Analysis - SunLine Transit Agency

Passenger Revenue

- Passenger fare revenues are below budgetary figures due to a decrease in ridership compared to FY25.
- As of October, ridership was at 2.3% below FY25 FYTD totals.
- Total system ridership was 21,028 trips below FY25 FYTD amounts.

Ridership				
	FY25-October	FY26-October	Variance	%Δ
Fixed Route	243,346	250,135	6,789	2.8%
Paratransit	10,200	9,133	(1,067)	-10.5%
SunRide	2,431	2,073	(358)	-14.7%
System Total	255,977	261,341	5,364	2.1%

Ridership				
	FYTD-FY25	FYTD-FY26	Variance	%Δ
Fixed Route	874,017	857,934	(16,083)	-1.8%
Paratransit	38,554	35,102	(3,452)	-9.0%
SunRide	8,671	7,178	(1,493)	-17.2%
System Total	921,242	900,214	(21,028)	-2.3%

Other Revenue

- The unfavorable variance in other revenue is primarily due to a decrease in outside CNG fueling revenue and lower emission credit revenue as a result of low credit values.

Operator & Mechanic Salaries & Wages

- The favorable variance in operator and mechanic wages are due to vacancies.

Operator & Mechanic Overtime

- The unfavorable variance is primarily attributed to overtime for fixed route operators due to vacant positions.

Administration Salaries & Wages

- Administrative salary and wage expenses are within an acceptable range of the budget.

Administration Overtime

- The unfavorable variance is primarily attributed to overtime in the Maintenance department to account for vacant positions & premium pay for holidays worked.

Fringe Benefits

- Fringe benefit expenses are within an acceptable range of the budget.

Communications

- Communication expenses are within an acceptable range of the budget.

Legal Services

- The unfavorable variance in legal services is primarily due to greater utilization of legal services.

Computer/Network Software Agreement

- Software agreement expenditures are dependent on annual renewals of software agreements. Many renewals are completed at the beginning of the fiscal year.

Uniforms

- Uniform expenses are below the budgeted amount due to less utilization of uniform allowance and vacant positions.

Contracted Services

- Savings in contract services costs are primarily attributed to budgeted operating and maintenance costs for the hydrogen electrolyzer station that have not been incurred

Equipment Repairs

- Equipment repair expenses are within an acceptable range of the budget.

Security Services

- Security services are within an acceptable range of the budget.

Fuel - CNG

- CNG expenses are within an acceptable range of the budget.

Fuel - Hydrogen

- The unfavorable balance is due to a increase utilization of liquid hydrogen.

Tires

- Tire expenses are within an acceptable range of the budget.

Office Supplies

- Office supply expenses are within an acceptable range of the budget.

Travel/Training

- The favorable variance for travel & training savings can be attributed to different times at which training sessions are attended.

Repair Parts

- The unfavorable variance is primarily due to repairs related to fueling equipment and fixed route buses.

Facility Maintenance

- Fuel maintenance expenses are within an acceptable range of the budget.

Electricity - CNG & Hydrogen

- Electricity - CNG & Hydrogen expenses are within an acceptable range of the budget.

Natural Gas

- The positive variance is primarily attributed to lower usage of CNG fixed route vehicles over budgeted estimates for FY26.

Water and Gas

- Water and gas expenses are within an acceptable range of the budget.

Insurance Losses

- The variance in insurance losses is primarily due to a quarterly reconciliation to estimated losses from the Agency's risk pool.

Insurance Premium - Property

- Insurance premium expenses are within an acceptable range of the budget.

Repair Claims

- The unfavorable variance is primarily attributed due to the replacement of a bus stop shelter replaced after a vehicle collision.

Fuel Taxes

- Fuel tax expenses are within an acceptable range of the budget.

Other Expenses

- Other expenses are within an acceptable range of the budget.

Self-Consumed Fuel

- The variance in primarily due to less than anticipated fuel utilized by the Agency.

SunLine Transit Agency
Budget Variance Report
November 2025

		Current Month			Fiscal Year to Date			
	FY26 Total Budget			Positive (Negative)		FY26	Positive (Negative)	Percentage Remaining
Description		Actual	Budget		FYTD Actual	FYTD Budget		
Operating Revenues:								
Passenger Revenue	1,974,505	272,258	164,542	107,716	771,579	822,711	(51,132)	60.9%
Other Revenue	3,101,551	158,361	258,463	(100,101)	935,006	1,292,313	(357,307)	69.9%
Total Operating Revenue	5,076,056	430,620	423,005	7,615	1,706,585	2,115,023	(408,439)	66.4%
Operating Expenses:								
Operator & Mechanic Salaries & Wages	11,907,530	927,523	992,294	64,771	4,784,634	4,961,471	176,837	59.8%
Operator & Mechanic Overtime	1,368,406	108,746	114,034	5,288	724,521	570,169	(154,352)	47.1%
Administration Salaries & Wages	7,997,750	617,949	666,479	48,530	3,426,721	3,332,396	(94,325)	57.2%
Administration Overtime	260,573	16,100	21,714	5,615	155,426	108,572	(46,853)	40.4%
Fringe Benefits	11,663,261	1,166,338	971,938	(194,399)	5,037,330	4,859,692	(177,638)	56.8%
Communications	295,000	34,307	24,583	(9,724)	149,752	122,917	(26,836)	49.2%
Legal Services	1,135,000	133,607	94,583	(39,024)	782,918	472,917	(310,001)	31.0%
Computer/Network Software Agreement	1,000,000	105,327	83,333	(21,994)	550,871	416,667	(134,205)	44.9%
Uniforms	115,598	2,200	9,633	7,433	38,305	48,166	9,861	66.9%
Contracted Services	1,860,415	141,950	155,035	13,084	658,952	775,173	116,220	64.6%
Equipment Repairs	31,500	(3,673)	2,625	6,298	11,632	13,125	1,493	63.1%
Security Services	150,000	12,225	12,500	275	66,454	62,500	(3,954)	55.7%
Fuel - CNG	1,290,000	102,858	107,500	4,642	590,619	537,500	(53,119)	54.2%
Fuel - Hydrogen	2,094,676	324,127	174,556	(149,571)	1,792,617	872,782	(919,835)	14.4%
Tires	292,000	28,093	24,333	(3,759)	121,801	121,667	(135)	58.3%
Office Supplies	87,260	2,883	7,272	4,388	22,927	36,358	13,431	73.7%
Travel/Training	323,345	8,071	26,945	18,874	119,142	134,727	15,585	63.2%
Repair Parts	1,692,631	146,521	141,053	(5,468)	970,304	705,263	(265,041)	42.7%
Facility Maintenance	72,500	8,825	6,042	(2,783)	29,170	30,208	1,039	59.8%
Electricity - CNG & Hydrogen	652,000	54,901	54,333	(568)	293,751	271,667	(22,085)	54.9%
Natural Gas	1,483,750	79,726	123,646	43,920	433,878	618,229	184,351	70.8%
Water and Gas	16,000	725	1,333	609	4,255	6,667	2,412	73.4%
Insurance Losses	1,578,415	198,857	131,535	(67,323)	1,028,318	657,673	(370,645)	34.9%
Insurance Premium - Property	235,000	19,563	19,583	20	97,815	97,917	102	58.4%
Repair Claims	15,000	-	1,250	1,250	12,346.24	6,250	(6,096)	17.7%
Fuel Taxes	103,500	5,942	8,625	2,683	32,320	43,125	10,805	68.8%
Other Expenses	6,816,945	585,610	568,079	(17,532)	3,028,200	2,840,394	(187,806)	55.6%
Self Consumed Fuel	(4,038,056)	(146,339)	(336,505)	(190,165)	(843,080)	(1,682,523)	(839,444)	79.1%
Total Operating Expenses (Before Depreciation)	50,500,000	4,682,963	4,208,333	(474,630)	24,121,901	21,041,667	(3,080,235)	52.2%
Operating Expenses in Excess of Operating Revenue		\$ (4,252,343)			\$ (22,415,317)			
Subsidies:								
Local	7,000,000	655,302	583,333	(71,969)	3,454,284	2,916,667	(537,618)	50.7%
State	32,523,821	3,044,704	2,710,318	(334,385)	16,049,503	13,551,592	(2,497,911)	50.7%
Federal	5,900,123	552,338	491,677	(60,661)	2,911,529	2,458,385	(453,144)	50.7%
Total Subsidies	45,423,944	4,252,343	3,785,329	(467,015)	22,415,317	18,926,643	(3,488,673)	50.7%
Net Operating Gain (Loss) After Subsidies	\$ (0)	\$ -			\$ -			

SunLine Transit Agency
Budget Variance Report
November 2025

		Current Month			Fiscal Year to Date			
Description	FY26 Total Budget	Actual	Budget	Positive (Negative)	FYTD Actual	FY26 FYTD Budget	Positive (Negative)	Percentage Remaining
Operating Expenses:								
Wages & Benefits	33,197,521	2,836,656	2,766,460	(70,196)	14,128,632	13,832,300	(296,332)	57.4%
Services	7,126,058	672,288	593,838	(78,449)	3,603,015	2,969,191	(633,824)	49.4%
Fuels & Lubricants	3,515,476	433,470	292,956	(140,514)	2,416,917	1,464,782	(952,136)	31.2%
Tires	292,000	28,093	24,333	(3,759)	121,801	121,667	(135)	58.3%
Materials and Supplies	2,331,591	175,669	194,299	18,630	1,169,401	971,496	(197,905)	49.8%
Utilities	2,573,750	169,823	214,479	44,656	889,238	1,072,396	183,158	65.4%
Casualty & Liability	4,333,415	438,063	361,118	(76,945)	2,240,780	1,805,590	(435,190)	48.3%
Taxes and Fees	103,500	5,942	8,625	2,683	32,320	43,125	10,805	68.8%
Miscellaneous Expenses	1,064,745	69,298	88,729	19,430	362,876	443,644	80,768	65.9%
Self Consumed Fuel	(4,038,056)	(146,339)	(336,505)	(190,165)	(843,080)	(1,682,523)	(839,444)	79.1%
Total Operating Expenses (Before Depreciation)	50,500,000	4,682,963	4,208,333	(474,630)	24,121,901	21,041,667	(3,080,235)	52.2%
Revenues:								
Passenger Revenue	1,974,505	272,258	164,542	107,716	771,579	822,711	(51,132)	60.9%
Other Revenue	3,101,551	158,361	258,463	(100,101)	935,006	1,292,313	(357,307)	69.9%
Total Operating Revenue	5,076,056	430,620	423,005	7,615	1,706,585	2,115,023	(408,439)	66.4%
Net Operating Gain (Loss)		\$ (4,252,343)			\$ (22,415,317)			
Subsidies:								
Local	7,000,000	655,302	583,333	(71,969)	3,454,284	2,916,667	(537,618)	50.7%
State	32,523,821	3,044,704	2,710,318	(334,385)	16,049,503	13,551,592	(2,497,911)	50.7%
Federal	5,900,123	552,338	491,677	(60,661)	2,911,529	2,458,385	(453,144)	50.7%
Total Subsidies	45,423,944	4,252,343	3,785,329	(467,015)	22,415,317	18,926,643	(3,488,673)	50.7%
Net Operating Gain (Loss) After Subsidies	\$ (0)	\$ -			\$ -			

Budget Variance Analysis - SunLine Transit Agency

Passenger Revenue

- Passenger fare revenues are below budgetary figures due to a decrease in ridership compared to FY25.
- As of November, ridership was at 2.6% below FY25 FYTD totals.
- Total system ridership was 30,654 trips below FY25 FYTD amounts.

Ridership

	FY25-November	FY26-November	Variance	%Δ
Fixed Route	229,591	220,963	(8,628)	-3.8%
Paratransit	8,538	7,837	(701)	-8.2%
SunRide	2,064	1,767	(297)	-14.4%
System Total	240,193	230,567	(9,626)	-4.0%

Ridership

	FYTD-FY25	FYTD-FY26	Variance	%Δ
Fixed Route	1,103,608	1,078,897	(24,711)	-2.2%
Paratransit	47,092	42,939	(4,153)	-8.8%
SunRide	10,735	8,945	(1,790)	-16.7%
System Total	1,161,435	1,130,781	(30,654)	-2.6%

Other Revenue

- The unfavorable variance in other revenue is primarily due to a decrease in outside CNG fueling revenue and lower emission credit revenue as a result of low credit values.

Operator & Mechanic Salaries & Wages

- The favorable variance in operator and mechanic wages are due to vacancies.

Operator & Mechanic Overtime

- The unfavorable variance is primarily attributed to overtime for fixed route operators due to vacant positions.

Administration Salaries & Wages

- Administrative salary and wage expenses are within an acceptable range of the budget.

Administration Overtime

- The unfavorable variance is primarily attributed to overtime in the Maintenance department to account for vacant positions & premium pay for holidays worked.

Fringe Benefits

- The unfavorable balance in fringe benefit expenses is primarily attributed to increases in benefit utilization.

Communications

- Communication expenses are within an acceptable range of the budget.

Legal Services

- The unfavorable variance in legal services is primarily due to greater utilization of legal services.

Computer/Network Software Agreement

- Software agreement expenditures are dependent on annual renewals of software agreements. Many renewals are completed at the beginning of the fiscal year.

Uniforms

- Uniform expenses are below the budgeted amount due to less utilization of uniform allowance and vacant positions.

Contracted Services

- Savings in contract services costs are primarily attributed to budgeted operating and maintenance costs for the hydrogen electrolyzer station that have not been incurred

Equipment Repairs

- Equipment repair expenses are within an acceptable range of the budget.

Security Services

- Security services are within an acceptable range of the budget.

Fuel - CNG

- CNG expenses are within an acceptable range of the budget.

Fuel - Hydrogen

- The unfavorable balance is due to a increase utilization of liquid hydrogen.

Tires

- Tire expenses are within an acceptable range of the budget.

Office Supplies

- Office supply expenses are within an acceptable range of the budget.

Travel/Training

- The favorable variance for travel & training savings can be attributed to different times at which training sessions are attended.

Repair Parts

- The unfavorable variance is primarily due to repairs related to fueling equipment and fixed route buses.

Facility Maintenance

- Fuel maintenance expenses are within an acceptable range of the budget.

Electricity - CNG & Hydrogen

- Electricity - CNG & Hydrogen expenses are within an acceptable range of the budget.

Natural Gas

- The positive variance is primarily attributed to lower usage of CNG fixed route vehicles over budgeted estimates for FY26.

Water and Gas

- Water and gas expenses are within an acceptable range of the budget.

Insurance Losses

- The variance in insurance losses is primarily due to a quarterly reconciliation to estimated losses from the Agency's risk pool.

Insurance Premium - Property

- Insurance premium expenses are within an acceptable range of the budget.

Repair Claims

- The unfavorable variance is primarily attributed due to the replacement of a bus stop shelter replaced after a vehicle collision.

Fuel Taxes

- Fuel tax expenses are within an acceptable range of the budget.

Other Expenses

- Other expenses are within an acceptable range of the budget.

Self-Consumed Fuel

- The variance in primarily due to less than anticipated fuel utilized by the Agency.



SunLine Transit Agency

Item 8D

January 28, 2026

Board Report

AGENDA ITEM: ACTION - CONSENT CALENDAR

TO: Finance/Audit Committee/Committee of the Whole
Board of Directors

FROM: Luis Garcia, Chief Financial Officer

SUBJECT: Acceptance of Contracts Signed Between \$25,000 and \$250,000 for
October and November 2025

Recommendation:

Recommend that the Board of Directors (Board) approve contracts signed between \$25,000 and \$250,000 for October and November 2025.

Background:

In accordance with Chapter 2, Section 1.2 of the Procurement Policy, the attached report summarizes SunLine's contracts, purchase orders and amendments signed in excess of \$25,000 and less than \$250,000. This ensures the Board is aware of the obligations entered into under the CEO/General Manager's authority.

There were two (2) agreements and one (1) purchase order executed in October 2025 and two (2) agreements and two (2) purchase orders executed in November 2025 between \$25,000 and \$250,000:

October 2025

Vendor	Purpose	Amount
Blais & Associates, LLC	Grant Writing	\$165,200.00
Helixstorm	Network Equipment Upgrade	\$138,567.14
Joseph Friend	IT Consulting	\$60,000.00

November 2025

Vendor	Purpose	Amount
COPP Roofing & Construction	Roof Repair	\$30,969.67
Ballard	Fuel Cell Spare Parts	\$55,116.00
Tyler Technologies	ERP System Maintenance	\$84,214.19
College of the Desert	High School Zero Emission Vehicle Training	\$30,000.00

Financial Impact:

There is no financial impact associated with this item.

Strategic Priority:

Resource Acquisition, Allocation, and Management: Prioritizes optimized resource management by effectively acquiring and allocating financial, human, and material resources to ensure operational excellence and long-term sustainability.

In Collaboration with:

N/A

Approved/Reviewed by:

Luis Garcia, Chief Financial Officer

Attachments:

- Contracts Signed Between \$25,000 and \$250,000 for October 2025
- Contracts Signed Between \$25,000 and \$250,000 for November 2025

Contracts Signed Between \$25,000 and \$250,000

October 2025

Vendor	Product/Service	Need	Budgeted	Budgeted Amount	Cost	Type
Blais & Associates	Consultant	Grant Writing	FY26 FY27	\$200,000.00	\$165,200.00	Agreement
Helixstorm	Network Equipment	Upgrade Required	FY26	\$167,125.00	\$138,567.14	Purchase Order
Joseph Friend	Consultant	IT Consulting	FY26	\$60,000.00	\$60,000.00	Agreement

Contracts Signed Between \$25,000 and \$250,000
November 2025

Vendor	Product/Service	Need	Budgeted	Budgeted Amount	Cost	Type
COPP Roofing & Construction	Roof Repair	For Evaporator Cooler Project	FY26	\$30,969.67	\$30,969.67	Agreement
Ballard	Spare Parts	Fuel Cell Buses	FY26	\$55,116.00	\$55,116.00	Purchase Order
Tyler Technologies	Product Maintenance	Tyler System Maintenance	FY26	\$84,214.19	\$84,214.19	Purchase Order
College of the Desert	High School Outreach	Zero Emission Vehicle Training	FY26	\$30,000.00	\$30,000.00	Agreement



SunLine Transit Agency

Item 8E

January 28, 2026

Board Report

AGENDA ITEM: ACTION – CONSENT CALENDAR

TO: Finance/Audit Committee/Committee of the Whole
Board of Directors

FROM: Luis Garcia, Chief Financial Officer

SUBJECT: Acceptance of Union & Non-Union Pension Investment Asset
Summary for October and November 2025

Recommendation:

Recommend that the Board of Directors (Board) approve union & non-union pension investment asset summary for October and November 2025.

Background:

The pension asset summary demonstrates the market value of all assets as well as the total asset allocation for SunLine's union and non-union retirement plans. The following table states the target and range values for asset allocations based on the current investment policy:

Asset Class		Target	Range
Growth Assets			
	Domestic Equity	36.0%	16% – 56%
	International Equity	19.0%	0% - 39%
	Other		0% – 20%
Income Assets			
	Fixed Income	45.0%	25% - 65%
	Other	0.0%	0% – 20%
Real Return Assets		0.0%	0% – 20%
Cash Equivalents		0.0%	0% – 20%

For the month of October, SunLine's investments fell within the approved range of investment type for the union and non-union assets.

Union

Asset Class		Actual	Range
Growth Assets			
	Domestic Equity	30.2%	16% – 56%
	International Equity	18.6%	0% - 39%
	Other	7.4%	0% – 20%
Income Assets			
	Fixed Income	38.6%	25% - 65%
	Other	4.3%	0% – 20%
Real Return Assets		0.0%	0% – 20%
Cash Equivalents		0.9%	0% – 20%

Non-Union

Asset Class		Actual	Range
Growth Assets			
	Domestic Equity	30.2%	16% – 56%
	International Equity	18.5%	0% - 39%
	Other	7.4%	0% – 20%
Income Assets			
	Fixed Income	38.4%	25% - 65%
	Other	4.3%	0% – 20%
Real Return Assets		0.0%	0% – 20%
Cash Equivalents		1.2%	0% – 20%

Components may not sum to 100.0% due to rounding.

For the month of October, the market value of assets increased by \$544,055 and \$541,607 for the union and non-union plans, respectively.

Month to Month Asset Comparison

Month	Market Value - Union	Market Value – Non-Union
September 2025	\$47,593,618	\$47,885,875
October 2025	\$48,137,673	\$48,427,482
Increase (Decrease)	\$544,055	\$541,607

For the month of November, SunLine's investments fell within the approved range of investment type for the union and non-union assets.

Union

Asset Class		Actual	Range
Growth Assets			
	Domestic Equity	30.2%	16% – 56%
	International Equity	18.6%	0% - 39%
	Other	7.5%	0% – 20%
Income Assets			
	Fixed Income	38.6%	25% - 65%
	Other	4.3%	0% – 20%
Real Return Assets		0.0%	0% – 20%
Cash Equivalents		0.8%	0% – 20%

Non-Union

Asset Class		Actual	Range
Growth Assets			
	Domestic Equity	30.1%	16% – 56%
	International Equity	18.6%	0% - 39%
	Other	7.5%	0% – 20%
Income Assets			
	Fixed Income	38.4%	25% - 65%
	Other	4.3%	0% – 20%
Real Return Assets		0.0%	0% – 20%
Cash Equivalents		1.1%	0% – 20%

Components may not sum to 100.0% due to rounding.

For the month of November, the market value of assets increased by \$165,899 and \$161,595 for the union and non-union plans, respectively.

Month to Month Asset Comparison

Month	Market Value - Union	Market Value – Non-Union
October 2025	\$48,137,673	\$48,427,482
November 2025	\$48,303,572	\$48,589,077
Increase (Decrease)	\$165,899	\$161,595

Financial Impact:

There is no financial impact associated with this item.

Strategic Priority:

Resource Acquisition, Allocation, and Management: Prioritizes optimized resource management by effectively acquiring and allocating financial, human, and material resources to ensure operational excellence and long-term sustainability.

In Collaboration with:

N/A

Approved/Reviewed by:

Luis Garcia, Chief Financial Officer

Attachments:

- Union & Non-Union Pension Investment Asset Summary for October and November 2025

Portfolio Summary and Statistics

For the Month Ending **October 31, 2025**

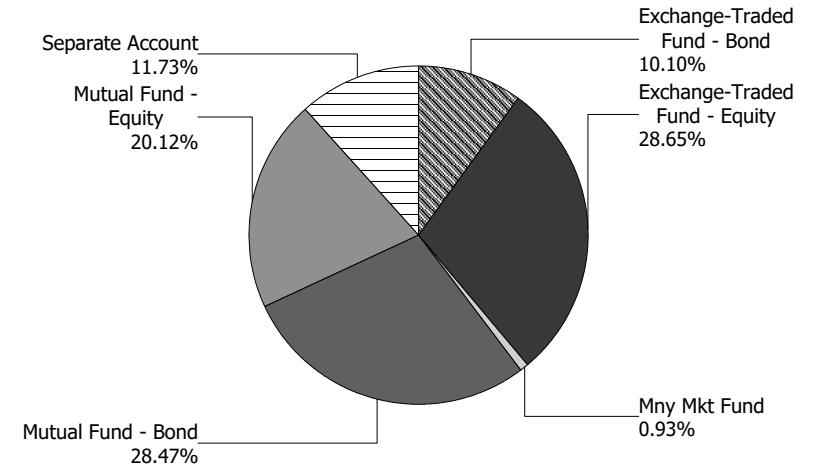
SUNLINE EMPLOYEES RETIREMENT BARGAINING - [REDACTED]

Account Summary

Description	Par Value	Market Value	Percent
Separate Account	4,269,936.97	5,647,724.86	11.73
Mutual Fund - Equity	304,942.65	9,684,895.84	20.12
Mutual Fund - Bond	1,333,982.18	13,705,885.79	28.47
Money Market Mutual Fund	445,741.94	445,741.94	0.93
Exchange-Traded Fund - Equity	511,391.00	13,792,215.27	28.65
Exchange-Traded Fund - Bond	48,351.00	4,861,209.54	10.10
Managed Account Sub-Total	6,914,345.74	48,137,673.24	100.00%
Accrued Interest		0.00	
Total Portfolio	6,914,345.74	48,137,673.24	

Unsettled Trades **0.00** **0.00**

Sector Allocation



Detail of Securities Held & Market Analytics

For the Month Ending **October 31, 2025**

SUNLINE EMPLOYEES RETIREMENT BARGAINING - [REDACTED]

Security Type/Description Dated Date/Coupon/Maturity	CUSIP	Ticker	Shares	Average Cost/Share	Original Cost	Market Price	Market Value	Unreal G/L on Cost	Percentage
Exchange-Traded Fund - Bond									
ISHARES CORE U.S. AGGREGATE	464287226	8278395	7,159.00	97.77	699,934.71	100.54	719,765.86	19,831.15	1.50
ISHARES CORE U.S. AGGREGATE	464287226	8278395	6,446.00	92.76	597,930.32	100.54	648,080.84	50,150.52	1.35
ISHARES CORE U.S. AGGREGATE	464287226	8278395	7,165.00	97.84	701,023.60	100.54	720,369.10	19,345.50	1.50
ISHARES CORE U.S. AGGREGATE	464287226	8278395	4,049.00	98.87	400,324.63	100.54	407,086.46	6,761.83	0.85
ISHARES CORE U.S. AGGREGATE	464287226	8278395	3,322.00	99.12	329,276.64	100.54	333,993.88	4,717.24	0.69
ISHARES CORE U.S. AGGREGATE	464287226	8278395	16,903.00	98.64	1,667,311.92	100.54	1,699,427.62	32,115.70	3.53
ISHARES CORE U.S. AGGREGATE	464287226	8278395	3,307.00	96.40	318,794.80	100.54	332,485.78	13,690.98	0.69
Security Type Sub-Total			48,351.00		4,714,596.62	703.78	4,861,209.54	146,612.92	10.11
Exchange-Traded Fund - Equity									
SCHWAB US LARGE-CAP ETF	808524201	17333747	472,345.00	22.54	10,648,230.78	26.97	12,739,144.65	2,090,913.87	26.46
SCHWAB US LARGE-CAP ETF	808524201	17333747	39,046.00	22.81	890,639.26	26.97	1,053,070.62	162,431.36	2.19
Security Type Sub-Total			511,391.00		11,538,870.04	53.94	13,792,215.27	2,253,345.23	28.65
Money Market Mutual Fund									
FIRST AM GOVT OBLIG-Z DTD 01/01/2010 0.000% --	31846V567	351477	445,741.94	1.00	445,741.94	100.00	445,741.94	0.00	0.93
Security Type Sub-Total			445,741.94		445,741.94	100.00	445,741.94	0.00	0.93
Mutual Fund - Bond									
BAIRD CORE PLUS BOND-INST	057071870	7001692	505,362.00	10.76	5,437,419.69	10.35	5,230,496.72	(206,922.97)	10.87
BBH LIMITED DURATION-I	05528X851	7344118	0.03	10.29	0.35	10.51	0.36	0.01	0.00
NUVEEN CORE BOND FUND-R6	87244W607	7580345	329,946.51	9.15	3,019,407.42	9.30	3,068,502.49	49,095.07	6.37
PGIM TOTAL RETURN BOND-R6	74440B884	168981	293,276.37	12.94	3,795,998.92	12.21	3,580,904.44	(215,094.48)	7.44
VOYA INTERMEDIATE BOND-R6	92913L569	IIBZX	205,397.28	9.57	1,965,941.93	8.89	1,825,981.78	(139,960.15)	3.79
Security Type Sub-Total			1,333,982.18		14,218,768.31	51.26	13,705,885.79	(512,882.52)	28.47
Mutual Fund - Equity									
COLUMBIA SMALL CAP GRW-INST3	19765Y340	195897	9,629.50	28.07	270,300.00	36.24	348,973.00	78,673.00	0.72

Detail of Securities Held & Market Analytics

For the Month Ending **October 31, 2025**

SUNLINE EMPLOYEES RETIREMENT BARGAINING - [REDACTED]

Security Type/Description Dated Date/Coupon/Maturity	CUSIP	Ticker	Shares	Average Cost/Share	Original Cost	Market Price	Market Value	Unreal G/L on Cost	Percentage
Mutual Fund - Equity									
FIDELITY EMRG MRKT INDX	316146331	26545809	101,271.38	11.46	1,160,570.00	13.93	1,410,710.30	250,140.30	2.93
FIDELITY INTL INDX	315911727	308475	51,836.95	56.10	2,908,009.98	60.59	3,140,801.03	232,791.05	6.52
GLDMN SCHS GQG PRT INTL-R6	38147N269	GSIIYX	41,696.42	19.69	820,865.27	22.61	942,756.10	121,890.83	1.96
HRDNG LVNR INTL EQTY-INST	412295107	175052	0.00	25.00	0.02	30.52	0.02	0.00	0.00
JANUS HNDRSN OVERSEAS-N	47103D835	JANUS	26,230.28	51.01	1,337,939.98	55.65	1,459,714.82	121,774.84	3.03
MFS INTL DIVERSIFICAT-R6	552743544	9214518	69,416.52	26.25	1,822,169.99	28.47	1,976,288.18	154,118.19	4.11
UNDISC MGRS BEHAV VAL-R6	904504479	1428076	4,861.61	87.23	424,087.81	83.44	405,652.39	(18,435.42)	0.84

Security Type Sub-Total			304,942.65		8,743,943.05	331.45	9,684,895.84	940,952.79	20.11
--------------------------------	--	--	-------------------	--	---------------------	---------------	---------------------	-------------------	--------------

Separate Account									
ATEL PRIVATE DEBT FUND II DTD 01/01/2010 0.000% --	ATEL00019	SA406	49,000.00	1.00	49,000.00	121.67	59,618.95	10,618.95	0.12
ATEL PRIVATE DEBT FUND II DTD 01/01/2010 0.000% --	ATEL00019	SA406	45,325.00	1.00	45,325.00	121.67	55,147.53	9,822.53	0.11
ATEL PRIVATE DEBT FUND II DTD 01/01/2010 0.000% --	ATEL00019	SA406	45,325.00	1.00	45,325.00	121.67	55,147.53	9,822.53	0.11
ATEL PRIVATE DEBT FUND II DTD 01/01/2010 0.000% --	ATEL00019	SA406	45,325.00	1.00	45,325.00	121.67	55,147.53	9,822.53	0.11
ATEL PRIVATE DEBT FUND II DTD 01/01/2010 0.000% --	ATEL00019	SA406	42,052.54	1.00	42,052.54	121.67	51,165.88	9,113.34	0.11
ATEL PRIVATE DEBT FUND II DTD 01/01/2010 0.000% --	ATEL00019	SA406	45,325.00	1.00	45,325.00	121.67	55,147.53	9,822.53	0.11
ATEL PRIVATE DEBT FUND II DTD 01/01/2010 0.000% --	ATEL00019	SA406	49,000.00	1.00	49,000.00	121.67	59,618.95	10,618.95	0.13
ATEL PRIVATE DEBT FUND II DTD 01/01/2010 0.000% --	ATEL00019	SA406	45,325.00	1.00	45,325.00	121.67	55,147.53	9,822.53	0.11
BLACKSTONE INFRASTRUCTURE PRTNRS F 2 L. DTD 10/01/2024 0.000% --	BKSTONE63	SA495	900,000.00	1.00	900,000.00	112.56	1,013,012.00	113,012.00	2.10
GOLUB CAPITAL XIV INT'L DTD 01/01/2010 0.000% --	GOLUB0090	F_GOLUB	1,031,505.00	1.00	1,031,505.00	133.72	1,379,307.64	347,802.64	2.87

Detail of Securities Held & Market Analytics

For the Month Ending **October 31, 2025**

SUNLINE EMPLOYEES RETIREMENT BARGAINING - [REDACTED]

Security Type/Description Dated Date/Coupon/Maturity	CUSIP	Ticker	Shares	Average Cost/Share	Original Cost	Market Price	Market Value	Unreal G/L on Cost	Percentage
Separate Account									
GOLUB CAPITAL XIV INT'L DTD 01/01/2010 0.000% --	GOLUB0090	F_GOLUB	180,000.00	1.00	180,000.00	133.72	240,692.36	60,692.36	0.50
NB SOF V DTD 01/01/2010 0.000% --	NBSOFV007	F_NBF	180,319.43	1.00	180,319.43	143.36	258,497.11	78,177.68	0.54
NB SOF V DTD 01/01/2010 0.000% --	NBSOFV007	F_NBF	58,570.33	1.00	58,570.33	143.36	83,963.56	25,393.23	0.17
NB SOF V DTD 01/01/2010 0.000% --	NBSOFV007	F_NBF	30,795.20	1.00	30,795.20	143.36	44,146.49	13,351.29	0.09
NB SOF V DTD 01/01/2010 0.000% --	NBSOFV007	F_NBF	147,000.00	1.00	147,000.00	143.36	210,732.00	63,732.00	0.44
NB SOF V DTD 01/01/2010 0.000% --	NBSOFV007	F_NBF	130,837.59	1.00	130,837.59	143.36	187,562.36	56,724.77	0.39
NB SOF V DTD 01/01/2010 0.000% --	NBSOFV007	F_NBF	127,930.57	1.00	127,930.57	143.36	183,395.00	55,464.43	0.38
NB SOF V DTD 01/01/2010 0.000% --	NBSOFV007	F_NBF	73,423.62	1.00	73,423.62	143.36	105,256.51	31,832.89	0.22
NB SOF V DTD 01/01/2010 0.000% --	NBSOFV007	F_NBF	252,000.00	1.00	252,000.00	143.36	361,254.86	109,254.86	0.75
NB SOF V DTD 01/01/2010 0.000% --	NBSOFV007	F_NBF	105,000.00	1.00	105,000.00	143.36	150,522.86	45,522.86	0.31
NB SOF V DTD 01/01/2010 0.000% --	NBSOFV007	F_NBF	204,378.01	1.00	204,378.01	143.36	292,986.31	88,608.30	0.61
NB SOF V DTD 01/01/2010 0.000% --	NBSOFV007	F_NBF	309,750.00	1.00	309,750.00	143.36	444,042.44	134,292.44	0.92
NB SOF V DTD 01/01/2010 0.000% --	NBSOFV007	F_NBF	80,433.93	1.00	80,433.93	143.36	115,306.14	34,872.21	0.24
NB SOF V DTD 01/01/2010 0.000% --	NBSOFV007	F_NBF	91,315.75	1.00	91,315.75	143.36	130,905.79	39,590.04	0.27
Security Type Sub-Total			4,269,936.97		4,269,936.97	3,216.98	5,647,724.86	1,377,787.89	11.71
Managed Account Sub-Total			6,914,345.74		43,931,856.93	4,457.41	48,137,673.24	4,205,816.31	99.98

Portfolio Summary and Statistics

For the Month Ending **October 31, 2025**

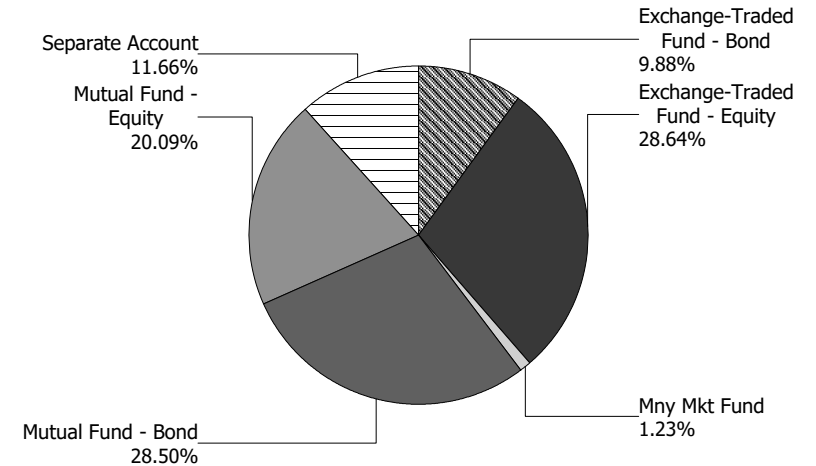
SUNLINE EMPLOYEES RETIREMENT NON-BARGAI - [REDACTED]

Account Summary

Description	Par Value	Market Value	Percent
Separate Account	4,269,936.97	5,647,724.71	11.66
Mutual Fund - Equity	306,474.08	9,727,922.14	20.09
Mutual Fund - Bond	1,342,800.12	13,802,249.22	28.50
Money Market Mutual Fund	597,151.29	597,151.29	1.23
Exchange-Traded Fund - Equity	514,221.00	13,868,540.37	28.64
Exchange-Traded Fund - Bond	47,582.00	4,783,894.28	9.88
Managed Account Sub-Total	7,078,165.46	48,427,482.01	100.00%
Accrued Interest		0.00	
Total Portfolio	7,078,165.46	48,427,482.01	

Unsettled Trades **0.00** **0.00**

Sector Allocation



Detail of Securities Held & Market Analytics

For the Month Ending **October 31, 2025**

SUNLINE EMPLOYEES RETIREMENT NON-BARGAI - [REDACTED]

Security Type/Description Dated Date/Coupon/Maturity	CUSIP	Ticker	Shares	Average Cost/Share	Original Cost	Market Price	Market Value	Unreal G/L on Cost	Percentage
Exchange-Traded Fund - Bond									
ISHARES CORE U.S. AGGREGATE	464287226	8278395	4,049.00	98.87	400,324.63	100.54	407,086.46	6,761.83	0.84
ISHARES CORE U.S. AGGREGATE	464287226	8278395	7,146.00	97.84	699,164.64	100.54	718,458.84	19,294.20	1.48
ISHARES CORE U.S. AGGREGATE	464287226	8278395	6,136.00	97.77	599,916.11	100.54	616,913.44	16,997.33	1.27
ISHARES CORE U.S. AGGREGATE	464287226	8278395	3,317.00	96.40	319,758.80	100.54	333,491.18	13,732.38	0.69
ISHARES CORE U.S. AGGREGATE	464287226	8278395	17,290.00	98.64	1,705,485.60	100.54	1,738,336.60	32,851.00	3.59
ISHARES CORE U.S. AGGREGATE	464287226	8278395	6,272.00	92.76	581,790.09	100.54	630,586.88	48,796.79	1.30
ISHARES CORE U.S. AGGREGATE	464287226	8278395	3,372.00	99.12	334,232.64	100.54	339,020.88	4,788.24	0.70
Security Type Sub-Total			47,582.00		4,640,672.51	703.78	4,783,894.28	143,221.77	9.87
Exchange-Traded Fund - Equity									
SCHWAB US LARGE-CAP ETF	808524201	17333747	470,837.00	22.54	10,614,235.44	26.97	12,698,473.89	2,084,238.45	26.23
SCHWAB US LARGE-CAP ETF	808524201	17333747	43,384.00	22.81	989,589.04	26.97	1,170,066.48	180,477.44	2.42
Security Type Sub-Total			514,221.00		11,603,824.48	53.94	13,868,540.37	2,264,715.89	28.65
Money Market Mutual Fund									
FIRST AM GOVT OBLIG-Z DTD 01/01/2010 0.000% --	31846V567	351477	597,151.29	1.00	597,151.29	100.00	597,151.29	0.00	1.23
Security Type Sub-Total			597,151.29		597,151.29	100.00	597,151.29	0.00	1.23
Mutual Fund - Bond									
BAIRD CORE PLUS BOND-INST	057071870	7001692	508,875.05	10.73	5,461,023.84	10.35	5,266,856.80	(194,167.04)	10.88
BBH LIMITED DURATION-I	05528X851	7344118	0.03	10.29	0.35	10.51	0.36	0.01	0.00
NUVEEN CORE BOND FUND-R6	87244W607	7580345	329,946.51	9.15	3,019,407.42	9.30	3,068,502.49	49,095.07	6.34
PGIM TOTAL RETURN BOND-R6	74440B884	168981	297,144.70	12.92	3,839,097.69	12.21	3,628,136.78	(210,960.91)	7.49
VOYA INTERMEDIATE BOND-R6	92913L569	IIBZX	206,833.83	9.58	1,981,337.75	8.89	1,838,752.79	(142,584.96)	3.80
Security Type Sub-Total			1,342,800.12		14,300,867.05	51.26	13,802,249.22	(498,617.83)	28.51
Mutual Fund - Equity									
COLUMBIA SMALL CAP GRW-INST3	19765Y340	195897	9,529.75	28.07	267,500.00	36.24	345,358.03	77,858.03	0.71

Detail of Securities Held & Market Analytics

For the Month Ending **October 31, 2025**

SUNLINE EMPLOYEES RETIREMENT NON-BARGAI - [REDACTED]

Security Type/Description Dated Date/Coupon/Maturity	CUSIP	Ticker	Shares	Average Cost/Share	Original Cost	Market Price	Market Value	Unreal G/L on Cost	Percentage
Mutual Fund - Equity									
FIDELITY EMRG MRKT INDX	316146331	26545809	101,878.71	11.46	1,167,530.00	13.93	1,419,170.41	251,640.41	2.93
FIDELITY INTL INDX	315911727	308475	52,126.54	56.10	2,924,249.98	60.59	3,158,347.07	234,097.09	6.52
GLDMN SCHS GQG PRT INTL-R6	38147N269	GSIIYX	41,945.91	19.71	826,665.01	22.61	948,397.07	121,732.06	1.96
HRTFRD SCHR EM MRKT EQ-SDR	41665H789	10575468	0.00	20.00	0.02	23.02	0.02	0.00	0.00
JANUS HNDRSN OVERSEAS-N	47103D835	JANUS	26,376.02	51.01	1,345,369.98	55.65	1,467,825.44	122,455.46	3.03
MFS INTL DIVERSIFICAT-R6	552743544	9214518	69,805.91	26.25	1,832,379.99	28.47	1,987,374.33	154,994.34	4.10
UNDISC MGRS BEHAV VAL-R6	904504479	1428076	4,811.24	87.23	419,694.20	83.44	401,449.77	(18,244.43)	0.83

Security Type Sub-Total			306,474.08		8,783,389.18	323.95	9,727,922.14	944,532.96	20.08
--------------------------------	--	--	-------------------	--	---------------------	---------------	---------------------	-------------------	--------------

Separate Account									
ATEL PRIVATE DEBT FUND II DTD 01/01/2010 0.000% --	ATEL00020	SA407	49,000.00	1.00	49,000.00	121.67	59,618.93	10,618.93	0.12
ATEL PRIVATE DEBT FUND II DTD 01/01/2010 0.000% --	ATEL00020	SA407	49,000.00	1.00	49,000.00	121.67	59,618.93	10,618.93	0.12
ATEL PRIVATE DEBT FUND II DTD 01/01/2010 0.000% --	ATEL00020	SA407	42,052.54	1.00	42,052.54	121.67	51,165.87	9,113.33	0.11
ATEL PRIVATE DEBT FUND II DTD 01/01/2010 0.000% --	ATEL00020	SA407	45,325.00	1.00	45,325.00	121.67	55,147.51	9,822.51	0.11
ATEL PRIVATE DEBT FUND II DTD 01/01/2010 0.000% --	ATEL00020	SA407	45,325.00	1.00	45,325.00	121.67	55,147.51	9,822.51	0.11
ATEL PRIVATE DEBT FUND II DTD 01/01/2010 0.000% --	ATEL00020	SA407	45,325.00	1.00	45,325.00	121.67	55,147.51	9,822.51	0.11
ATEL PRIVATE DEBT FUND II DTD 01/01/2010 0.000% --	ATEL00020	SA407	45,325.00	1.00	45,325.00	121.67	55,147.51	9,822.51	0.11
ATEL PRIVATE DEBT FUND II DTD 01/01/2010 0.000% --	ATEL00020	SA407	45,325.00	1.00	45,325.00	121.67	55,147.51	9,822.51	0.11
BLACKSTONE INFRASTRUCTURE PRTNRS F 2 L. DTD 10/01/2024 0.000% --	BKSTONE64	SA496	900,000.00	1.00	900,000.00	112.56	1,013,012.00	113,012.00	2.09
GOLUB CAPITAL XIV INT'L DTD 01/01/2010 0.000% --	GOLUB0091	F_GOLUB	1,031,505.00	1.00	1,031,505.00	133.72	1,379,307.64	347,802.64	2.85

Detail of Securities Held & Market Analytics

For the Month Ending **October 31, 2025**

SUNLINE EMPLOYEES RETIREMENT NON-BARGAI - [REDACTED]

Security Type/Description Dated Date/Coupon/Maturity	CUSIP	Ticker	Shares	Average Cost/Share	Original Cost	Market Price	Market Value	Unreal G/L on Cost	Percentage
Separate Account									
GOLUB CAPITAL XIV INT'L DTD 01/01/2010 0.000% --	GOLUB0091	F_GOLUB	180,000.00	1.00	180,000.00	133.72	240,692.36	60,692.36	0.50
NB SOF V DTD 01/01/2010 0.000% --	NBSOFV008	F_NBF	127,930.57	1.00	127,930.57	143.36	183,395.00	55,464.43	0.38
NB SOF V DTD 01/01/2010 0.000% --	NBSOFV008	F_NBF	73,423.62	1.00	73,423.62	143.36	105,256.51	31,832.89	0.22
NB SOF V DTD 01/01/2010 0.000% --	NBSOFV008	F_NBF	130,837.59	1.00	130,837.59	143.36	187,562.36	56,724.77	0.39
NB SOF V DTD 01/01/2010 0.000% --	NBSOFV008	F_NBF	180,319.43	1.00	180,319.43	143.36	258,497.11	78,177.68	0.53
NB SOF V DTD 01/01/2010 0.000% --	NBSOFV008	F_NBF	204,378.01	1.00	204,378.01	143.36	292,986.31	88,608.30	0.61
NB SOF V DTD 01/01/2010 0.000% --	NBSOFV008	F_NBF	91,315.75	1.00	91,315.75	143.36	130,905.79	39,590.04	0.27
NB SOF V DTD 01/01/2010 0.000% --	NBSOFV008	F_NBF	105,000.00	1.00	105,000.00	143.36	150,522.86	45,522.86	0.31
NB SOF V DTD 01/01/2010 0.000% --	NBSOFV008	F_NBF	309,750.00	1.00	309,750.00	143.36	444,042.44	134,292.44	0.92
NB SOF V DTD 01/01/2010 0.000% --	NBSOFV008	F_NBF	252,000.00	1.00	252,000.00	143.36	361,254.86	109,254.86	0.75
NB SOF V DTD 01/01/2010 0.000% --	NBSOFV008	F_NBF	58,570.33	1.00	58,570.33	143.36	83,963.56	25,393.23	0.17
NB SOF V DTD 01/01/2010 0.000% --	NBSOFV008	F_NBF	80,433.93	1.00	80,433.93	143.36	115,306.14	34,872.21	0.24
NB SOF V DTD 01/01/2010 0.000% --	NBSOFV008	F_NBF	147,000.00	1.00	147,000.00	143.36	210,732.00	63,732.00	0.44
NB SOF V DTD 01/01/2010 0.000% --	NBSOFV008	F_NBF	30,795.20	1.00	30,795.20	143.36	44,146.49	13,351.29	0.09
Security Type Sub-Total			4,269,936.97		4,269,936.97	3,216.98	5,647,724.71	1,377,787.74	11.66
Managed Account Sub-Total			7,078,165.46		44,195,841.48	4,449.91	48,427,482.01	4,231,640.53	100.00

Portfolio Summary and Statistics

For the Month Ending **November 30, 2025**

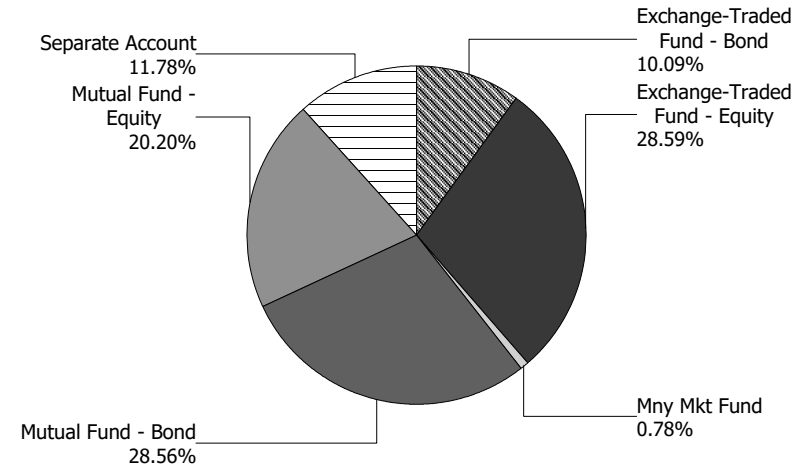
SUNLINE EMPLOYEES RETIREMENT BARGAINING - [REDACTED]

Account Summary

Description	Par Value	Market Value	Percent
Separate Account	4,269,936.97	5,691,546.86	11.78
Mutual Fund - Equity	304,997.57	9,759,120.72	20.20
Mutual Fund - Bond	1,338,791.11	13,793,294.66	28.56
Money Market Mutual Fund	377,305.20	377,305.20	0.78
Exchange-Traded Fund - Equity	511,391.00	13,807,557.00	28.59
Exchange-Traded Fund - Bond	48,351.00	4,874,747.82	10.09
Managed Account Sub-Total	6,850,772.85	48,303,572.26	100.00%
Accrued Interest		0.00	
Total Portfolio	6,850,772.85	48,303,572.26	

Unsettled Trades **0.00** **0.00**

Sector Allocation



Detail of Securities Held & Market Analytics

For the Month Ending **November 30, 2025**

SUNLINE EMPLOYEES RETIREMENT BARGAINING - [REDACTED]

Security Type/Description Dated Date/Coupon/Maturity	CUSIP	Ticker	Shares	Average Cost/Share	Original Cost	Market Price	Market Value	Unreal G/L on Cost	Percentage
Exchange-Traded Fund - Bond									
ISHARES CORE U.S. AGGREGATE	464287226	8278395	3,307.00	96.40	318,794.80	100.82	333,411.74	14,616.94	0.69
ISHARES CORE U.S. AGGREGATE	464287226	8278395	16,903.00	98.64	1,667,311.92	100.82	1,704,160.46	36,848.54	3.53
ISHARES CORE U.S. AGGREGATE	464287226	8278395	4,049.00	98.87	400,324.63	100.82	408,220.18	7,895.55	0.85
ISHARES CORE U.S. AGGREGATE	464287226	8278395	3,322.00	99.12	329,276.64	100.82	334,924.04	5,647.40	0.69
ISHARES CORE U.S. AGGREGATE	464287226	8278395	7,165.00	97.84	701,023.60	100.82	722,375.30	21,351.70	1.50
ISHARES CORE U.S. AGGREGATE	464287226	8278395	6,446.00	92.76	597,930.32	100.82	649,885.72	51,955.40	1.35
ISHARES CORE U.S. AGGREGATE	464287226	8278395	7,159.00	97.77	699,934.71	100.82	721,770.38	21,835.67	1.49
Security Type Sub-Total			48,351.00		4,714,596.62	705.74	4,874,747.82	160,151.20	10.10
Exchange-Traded Fund - Equity									
SCHWAB US LARGE-CAP ETF	808524201	17333747	472,345.00	22.54	10,648,230.78	27.00	12,753,315.00	2,105,084.22	26.40
SCHWAB US LARGE-CAP ETF	808524201	17333747	39,046.00	22.81	890,639.26	27.00	1,054,242.00	163,602.74	2.18
Security Type Sub-Total			511,391.00		11,538,870.04	54.00	13,807,557.00	2,268,686.96	28.58
Money Market Mutual Fund									
FIRST AM GOVT OBLIG-Z DTD 01/01/2010 0.000% --	31846V567	351477	377,305.20	1.00	377,305.20	100.00	377,305.20	0.00	0.78
Security Type Sub-Total			377,305.20		377,305.20	100.00	377,305.20	0.00	0.78
Mutual Fund - Bond									
BAIRD CORE PLUS BOND-INST	057071870	7001692	507,109.26	10.76	5,455,538.70	10.37	5,258,722.97	(196,815.73)	10.89
BBH LIMITED DURATION-I	05528X851	7344118	0.03	10.29	0.35	10.51	0.36	0.01	0.00
NUVEEN CORE BOND FUND-R6	87244W607	7580345	331,140.14	9.15	3,030,544.00	9.33	3,089,537.46	58,993.46	6.40
PGIM TOTAL RETURN BOND-R6	74440B884	168981	294,354.97	12.94	3,809,211.79	12.25	3,605,848.34	(203,363.45)	7.47
VOYA INTERMEDIATE BOND-R6	92913L569	IIBZX	206,186.71	9.57	1,972,983.73	8.92	1,839,185.53	(133,798.20)	3.81
Security Type Sub-Total			1,338,791.11		14,268,278.57	51.38	13,793,294.66	(474,983.91)	28.57
Mutual Fund - Equity									
COLUMBIA SMALL CAP GRW-INST3	19765Y340	195897	9,629.50	28.07	270,300.00	37.09	357,158.07	86,858.07	0.74

Detail of Securities Held & Market Analytics

For the Month Ending **November 30, 2025**

SUNLINE EMPLOYEES RETIREMENT BARGAINING - [REDACTED]

Security Type/Description Dated Date/Coupon/Maturity	CUSIP	Ticker	Shares	Average Cost/Share	Original Cost	Market Price	Market Value	Unreal G/L on Cost	Percentage
Mutual Fund - Equity									
FIDELITY EMRG MRKT INDX	316146331	26545809	101,271.38	11.46	1,160,570.00	13.64	1,381,341.60	220,771.60	2.86
FIDELITY INTL INDX	315911727	308475	51,836.95	56.10	2,908,009.98	60.99	3,161,535.81	253,525.83	6.55
GLDMN SCHS GQG PRT INTL-INST	38147N293	51973400	54.92	23.10	1,268.63	23.41	1,285.65	17.02	0.00
GLDMN SCHS GQG PRT INTL-R6	38147N269	GSIIYX	41,696.42	19.69	820,865.27	23.41	976,113.25	155,247.98	2.02
HRDNG LVNR INTL EQTY-INST	412295107	175052	0.00	25.00	0.02	30.53	0.02	0.00	0.00
JANUS HNDRSN OVERSEAS-N	47103D835	JANUS	26,230.28	51.01	1,337,939.98	56.34	1,477,813.71	139,873.73	3.06
MFS INTL DIVERSIFICAT-R6	552743544	9214518	69,416.52	26.25	1,822,169.99	28.69	1,991,559.82	169,389.83	4.12
UNDISC MGRS BEHAV VAL-R6	904504479	1428076	4,861.61	87.23	424,087.81	84.81	412,312.79	(11,775.02)	0.85

Security Type Sub-Total			304,997.57		8,745,211.68	358.91	9,759,120.72	1,013,909.04	20.20
--------------------------------	--	--	-------------------	--	---------------------	---------------	---------------------	---------------------	--------------

Separate Account									
ATEL PRIVATE DEBT FUND II DTD 01/01/2010 0.000% --	ATEL00019	SA406	49,000.00	1.00	49,000.00	121.67	59,618.95	10,618.95	0.12
ATEL PRIVATE DEBT FUND II DTD 01/01/2010 0.000% --	ATEL00019	SA406	49,000.00	1.00	49,000.00	121.67	59,618.95	10,618.95	0.12
ATEL PRIVATE DEBT FUND II DTD 01/01/2010 0.000% --	ATEL00019	SA406	45,325.00	1.00	45,325.00	121.67	55,147.53	9,822.53	0.11
ATEL PRIVATE DEBT FUND II DTD 01/01/2010 0.000% --	ATEL00019	SA406	42,052.54	1.00	42,052.54	121.67	51,165.88	9,113.34	0.11
ATEL PRIVATE DEBT FUND II DTD 01/01/2010 0.000% --	ATEL00019	SA406	45,325.00	1.00	45,325.00	121.67	55,147.53	9,822.53	0.11
ATEL PRIVATE DEBT FUND II DTD 01/01/2010 0.000% --	ATEL00019	SA406	45,325.00	1.00	45,325.00	121.67	55,147.53	9,822.53	0.11
ATEL PRIVATE DEBT FUND II DTD 01/01/2010 0.000% --	ATEL00019	SA406	45,325.00	1.00	45,325.00	121.67	55,147.53	9,822.53	0.11
ATEL PRIVATE DEBT FUND II DTD 01/01/2010 0.000% --	ATEL00019	SA406	45,325.00	1.00	45,325.00	121.67	55,147.53	9,822.53	0.11
BLACKSTONE INFRASTRUCTURE PRTNRS F 2 L. DTD 10/01/2024 0.000% --	BKSTONE63	SA495	900,000.00	1.00	900,000.00	117.43	1,056,834.00	156,834.00	2.18

Detail of Securities Held & Market Analytics

For the Month Ending **November 30, 2025**

SUNLINE EMPLOYEES RETIREMENT BARGAINING - [REDACTED]

Security Type/Description Dated Date/Coupon/Maturity	CUSIP	Ticker	Shares	Average Cost/Share	Original Cost	Market Price	Market Value	Unreal G/L on Cost	Percentage
Separate Account									
GOLUB CAPITAL XIV INT'L DTD 01/01/2010 0.000% --	GOLUB0090	F_GOLUB	180,000.00	1.00	180,000.00	133.72	240,692.36	60,692.36	0.50
GOLUB CAPITAL XIV INT'L DTD 01/01/2010 0.000% --	GOLUB0090	F_GOLUB	1,031,505.00	1.00	1,031,505.00	133.72	1,379,307.64	347,802.64	2.86
NB SOF V DTD 01/01/2010 0.000% --	NBSOFV007	F_NBF	204,378.01	1.00	204,378.01	143.36	292,986.31	88,608.30	0.61
NB SOF V DTD 01/01/2010 0.000% --	NBSOFV007	F_NBF	147,000.00	1.00	147,000.00	143.36	210,732.00	63,732.00	0.44
NB SOF V DTD 01/01/2010 0.000% --	NBSOFV007	F_NBF	80,433.93	1.00	80,433.93	143.36	115,306.14	34,872.21	0.24
NB SOF V DTD 01/01/2010 0.000% --	NBSOFV007	F_NBF	58,570.33	1.00	58,570.33	143.36	83,963.56	25,393.23	0.17
NB SOF V DTD 01/01/2010 0.000% --	NBSOFV007	F_NBF	105,000.00	1.00	105,000.00	143.36	150,522.86	45,522.86	0.31
NB SOF V DTD 01/01/2010 0.000% --	NBSOFV007	F_NBF	30,795.20	1.00	30,795.20	143.36	44,146.49	13,351.29	0.09
NB SOF V DTD 01/01/2010 0.000% --	NBSOFV007	F_NBF	309,750.00	1.00	309,750.00	143.36	444,042.44	134,292.44	0.92
NB SOF V DTD 01/01/2010 0.000% --	NBSOFV007	F_NBF	180,319.43	1.00	180,319.43	143.36	258,497.11	78,177.68	0.54
NB SOF V DTD 01/01/2010 0.000% --	NBSOFV007	F_NBF	91,315.75	1.00	91,315.75	143.36	130,905.79	39,590.04	0.27
NB SOF V DTD 01/01/2010 0.000% --	NBSOFV007	F_NBF	73,423.62	1.00	73,423.62	143.36	105,256.51	31,832.89	0.22
NB SOF V DTD 01/01/2010 0.000% --	NBSOFV007	F_NBF	127,930.57	1.00	127,930.57	143.36	183,395.00	55,464.43	0.38
NB SOF V DTD 01/01/2010 0.000% --	NBSOFV007	F_NBF	130,837.59	1.00	130,837.59	143.36	187,562.36	56,724.77	0.39
NB SOF V DTD 01/01/2010 0.000% --	NBSOFV007	F_NBF	252,000.00	1.00	252,000.00	143.36	361,254.86	109,254.86	0.75
Security Type Sub-Total			4,269,936.97		4,269,936.97	3,221.85	5,691,546.86	1,421,609.89	11.77



Detail of Securities Held & Market Analytics

For the Month Ending November 30, 2025

SUNLINE EMPLOYEES RETIREMENT BARGAINING - [REDACTED]									
Security Type/Description				Average	Original	Market	Market	Unreal G/L	
Dated Date/Coupon/Maturity	CUSIP	Ticker	Shares	Cost/Share	Cost	Price	Value	on Cost	Percentage
Managed Account Sub-Total			6,850,772.85		43,914,199.08	4,491.88	48,303,572.26	4,389,373.18	100.00
Securities Sub-Total			\$6,850,772.85		\$43,914,199.08	\$4,491.88	\$48,303,572.26	\$4,389,373.18	100.00%
Accrued Interest							\$0.00		
Total Investments							\$48,303,572.26		

Portfolio Summary and Statistics

For the Month Ending **November 30, 2025**

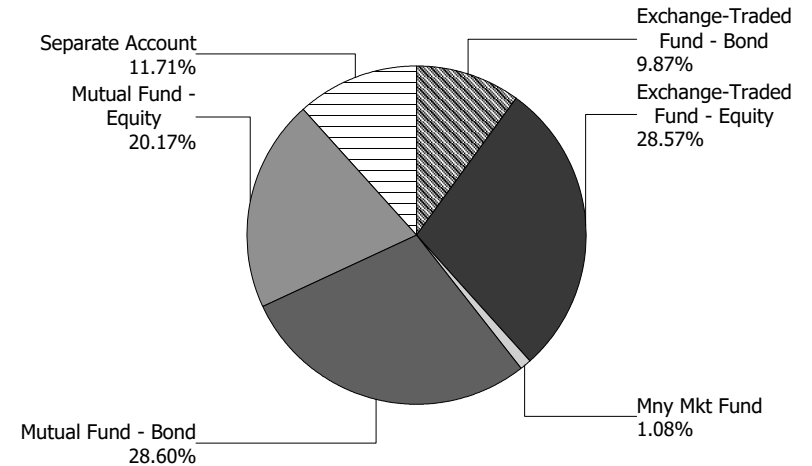
SUNLINE EMPLOYEES RETIREMENT NON-BARGAI - [REDACTED]

Account Summary

Description	Par Value	Market Value	Percent
Separate Account	4,269,936.97	5,691,546.71	11.71
Mutual Fund - Equity	306,529.00	9,802,318.74	20.17
Mutual Fund - Bond	1,347,640.95	13,890,275.76	28.60
Money Market Mutual Fund	523,751.94	523,751.94	1.08
Exchange-Traded Fund - Equity	514,221.00	13,883,967.00	28.57
Exchange-Traded Fund - Bond	47,582.00	4,797,217.24	9.87
Managed Account Sub-Total	7,009,661.86	48,589,077.39	100.00%
Accrued Interest		0.00	
Total Portfolio	7,009,661.86	48,589,077.39	

Unsettled Trades **0.00** **0.00**

Sector Allocation



Detail of Securities Held & Market Analytics

For the Month Ending **November 30, 2025**

SUNLINE EMPLOYEES RETIREMENT NON-BARGAI - [REDACTED]

Security Type/Description Dated Date/Coupon/Maturity	CUSIP	Ticker	Shares	Average Cost/Share	Original Cost	Market Price	Market Value	Unreal G/L on Cost	Percentage
Exchange-Traded Fund - Bond									
ISHARES CORE U.S. AGGREGATE	464287226	8278395	7,146.00	97.84	699,164.64	100.82	720,459.72	21,295.08	1.48
ISHARES CORE U.S. AGGREGATE	464287226	8278395	4,049.00	98.87	400,324.63	100.82	408,220.18	7,895.55	0.84
ISHARES CORE U.S. AGGREGATE	464287226	8278395	17,290.00	98.64	1,705,485.60	100.82	1,743,177.80	37,692.20	3.59
ISHARES CORE U.S. AGGREGATE	464287226	8278395	3,372.00	99.12	334,232.64	100.82	339,965.04	5,732.40	0.70
ISHARES CORE U.S. AGGREGATE	464287226	8278395	3,317.00	96.40	319,758.80	100.82	334,419.94	14,661.14	0.69
ISHARES CORE U.S. AGGREGATE	464287226	8278395	6,272.00	92.76	581,790.09	100.82	632,343.04	50,552.95	1.30
ISHARES CORE U.S. AGGREGATE	464287226	8278395	6,136.00	97.77	599,916.11	100.82	618,631.52	18,715.41	1.28
Security Type Sub-Total			47,582.00		4,640,672.51	705.74	4,797,217.24	156,544.73	9.88
Exchange-Traded Fund - Equity									
SCHWAB US LARGE-CAP ETF	808524201	17333747	470,837.00	22.54	10,614,235.44	27.00	12,712,599.00	2,098,363.56	26.16
SCHWAB US LARGE-CAP ETF	808524201	17333747	43,384.00	22.81	989,589.04	27.00	1,171,368.00	181,778.96	2.41
Security Type Sub-Total			514,221.00		11,603,824.48	54.00	13,883,967.00	2,280,142.52	28.57
Money Market Mutual Fund									
FIRST AM GOVT OBLIG-Z DTD 01/01/2010 0.000% --	31846V567	351477	523,751.94	1.00	523,751.94	100.00	523,751.94	0.00	1.08
Security Type Sub-Total			523,751.94		523,751.94	100.00	523,751.94	0.00	1.08
Mutual Fund - Bond									
BAIRD CORE PLUS BOND-INST	057071870	7001692	510,634.45	10.73	5,479,268.80	10.37	5,295,279.25	(183,989.55)	10.90
BBH LIMITED DURATION-I	05528X851	7344118	0.03	10.29	0.35	10.51	0.36	0.01	0.00
NUVEEN CORE BOND FUND-R6	87244W607	7580345	331,140.14	9.15	3,030,544.00	9.33	3,089,537.46	58,993.46	6.36
PGIM TOTAL RETURN BOND-R6	74440B884	168981	298,237.53	12.92	3,852,484.87	12.25	3,653,409.75	(199,075.12)	7.52
VOYA INTERMEDIATE BOND-R6	92913L569	IIBZX	207,628.80	9.58	1,988,428.88	8.92	1,852,048.94	(136,379.94)	3.81
Security Type Sub-Total			1,347,640.95		14,350,726.90	51.38	13,890,275.76	(460,451.14)	28.59
Mutual Fund - Equity									
COLUMBIA SMALL CAP GRW-INST3	19765Y340	195897	9,529.75	28.07	267,500.00	37.09	353,458.32	85,958.32	0.73

Detail of Securities Held & Market Analytics

For the Month Ending **November 30, 2025**

SUNLINE EMPLOYEES RETIREMENT NON-BARGAI - [REDACTED]

Security Type/Description Dated Date/Coupon/Maturity	CUSIP	Ticker	Shares	Average Cost/Share	Original Cost	Market Price	Market Value	Unreal G/L on Cost	Percentage
Mutual Fund - Equity									
FIDELITY EMRG MRKT INDX	316146331	26545809	101,878.71	11.46	1,167,530.00	13.64	1,389,625.58	222,095.58	2.86
FIDELITY INTL INDX	315911727	308475	52,126.54	56.10	2,924,249.98	60.99	3,179,197.67	254,947.69	6.54
GLDMN SCHS GQG PRT INTL-INST	38147N293	51973400	54.92	23.10	1,268.63	23.41	1,285.65	17.02	0.00
GLDMN SCHS GQG PRT INTL-R6	38147N269	GSIIYX	41,945.91	19.71	826,665.01	23.41	981,953.81	155,288.80	2.02
HRTFRD SCHR EM MRKT EQ-SDR	41665H789	10575468	0.00	20.00	0.02	22.55	0.02	0.00	0.00
JANUS HNDRSN OVERSEAS-N	47103D835	JANUS	26,376.02	51.01	1,345,369.98	56.34	1,486,024.89	140,654.91	3.06
MFS INTL DIVERSIFICAT-R6	552743544	9214518	69,805.91	26.25	1,832,379.99	28.69	2,002,731.63	170,351.64	4.12
UNDISC MGRS BEHAV VAL-R6	904504479	1428076	4,811.24	87.23	419,694.20	84.81	408,041.17	(11,653.03)	0.84

Security Type Sub-Total			306,529.00		8,784,657.81	350.93	9,802,318.74	1,017,660.93	20.17
--------------------------------	--	--	-------------------	--	---------------------	---------------	---------------------	---------------------	--------------

Separate Account									
ATEL PRIVATE DEBT FUND II DTD 01/01/2010 0.000% --	ATEL00020	SA407	45,325.00	1.00	45,325.00	121.67	55,147.51	9,822.51	0.11
ATEL PRIVATE DEBT FUND II DTD 01/01/2010 0.000% --	ATEL00020	SA407	45,325.00	1.00	45,325.00	121.67	55,147.51	9,822.51	0.11
ATEL PRIVATE DEBT FUND II DTD 01/01/2010 0.000% --	ATEL00020	SA407	45,325.00	1.00	45,325.00	121.67	55,147.51	9,822.51	0.11
ATEL PRIVATE DEBT FUND II DTD 01/01/2010 0.000% --	ATEL00020	SA407	45,325.00	1.00	45,325.00	121.67	55,147.51	9,822.51	0.11
ATEL PRIVATE DEBT FUND II DTD 01/01/2010 0.000% --	ATEL00020	SA407	49,000.00	1.00	49,000.00	121.67	59,618.93	10,618.93	0.12
ATEL PRIVATE DEBT FUND II DTD 01/01/2010 0.000% --	ATEL00020	SA407	49,000.00	1.00	49,000.00	121.67	59,618.93	10,618.93	0.12
ATEL PRIVATE DEBT FUND II DTD 01/01/2010 0.000% --	ATEL00020	SA407	45,325.00	1.00	45,325.00	121.67	55,147.51	9,822.51	0.11
ATEL PRIVATE DEBT FUND II DTD 01/01/2010 0.000% --	ATEL00020	SA407	42,052.54	1.00	42,052.54	121.67	51,165.87	9,113.33	0.11
BLACKSTONE INFRASTRUCTURE PRTNRS F 2 L. DTD 10/01/2024 0.000% --	BKSTONE64	SA496	900,000.00	1.00	900,000.00	117.43	1,056,834.00	156,834.00	2.18

Detail of Securities Held & Market Analytics

For the Month Ending **November 30, 2025**

SUNLINE EMPLOYEES RETIREMENT NON-BARGAI - [REDACTED]

Security Type/Description Dated Date/Coupon/Maturity	CUSIP	Ticker	Shares	Average Cost/Share	Original Cost	Market Price	Market Value	Unreal G/L on Cost	Percentage
Separate Account									
GOLUB CAPITAL XIV INT'L DTD 01/01/2010 0.000% --	GOLUB0091	F_GOLUB	180,000.00	1.00	180,000.00	133.72	240,692.36	60,692.36	0.50
GOLUB CAPITAL XIV INT'L DTD 01/01/2010 0.000% --	GOLUB0091	F_GOLUB	1,031,505.00	1.00	1,031,505.00	133.72	1,379,307.64	347,802.64	2.84
NB SOF V DTD 01/01/2010 0.000% --	NBSOFV008	F_NBF	58,570.33	1.00	58,570.33	143.36	83,963.56	25,393.23	0.17
NB SOF V DTD 01/01/2010 0.000% --	NBSOFV008	F_NBF	204,378.01	1.00	204,378.01	143.36	292,986.31	88,608.30	0.60
NB SOF V DTD 01/01/2010 0.000% --	NBSOFV008	F_NBF	91,315.75	1.00	91,315.75	143.36	130,905.79	39,590.04	0.27
NB SOF V DTD 01/01/2010 0.000% --	NBSOFV008	F_NBF	73,423.62	1.00	73,423.62	143.36	105,256.51	31,832.89	0.22
NB SOF V DTD 01/01/2010 0.000% --	NBSOFV008	F_NBF	309,750.00	1.00	309,750.00	143.36	444,042.44	134,292.44	0.91
NB SOF V DTD 01/01/2010 0.000% --	NBSOFV008	F_NBF	127,930.57	1.00	127,930.57	143.36	183,395.00	55,464.43	0.38
NB SOF V DTD 01/01/2010 0.000% --	NBSOFV008	F_NBF	252,000.00	1.00	252,000.00	143.36	361,254.86	109,254.86	0.74
NB SOF V DTD 01/01/2010 0.000% --	NBSOFV008	F_NBF	180,319.43	1.00	180,319.43	143.36	258,497.11	78,177.68	0.53
NB SOF V DTD 01/01/2010 0.000% --	NBSOFV008	F_NBF	105,000.00	1.00	105,000.00	143.36	150,522.86	45,522.86	0.31
NB SOF V DTD 01/01/2010 0.000% --	NBSOFV008	F_NBF	130,837.59	1.00	130,837.59	143.36	187,562.36	56,724.77	0.39
NB SOF V DTD 01/01/2010 0.000% --	NBSOFV008	F_NBF	147,000.00	1.00	147,000.00	143.36	210,732.00	63,732.00	0.43
NB SOF V DTD 01/01/2010 0.000% --	NBSOFV008	F_NBF	30,795.20	1.00	30,795.20	143.36	44,146.49	13,351.29	0.09
NB SOF V DTD 01/01/2010 0.000% --	NBSOFV008	F_NBF	80,433.93	1.00	80,433.93	143.36	115,306.14	34,872.21	0.24
Security Type Sub-Total			4,269,936.97		4,269,936.97	3,221.85	5,691,546.71	1,421,609.74	11.70



Detail of Securities Held & Market Analytics

For the Month Ending November 30, 2025

SUNLINE EMPLOYEES RETIREMENT NON-BARGAI - [REDACTED]											
Security Type/Description			CUSIP	Ticker	Shares	Average Cost/Share	Original Cost	Market Price	Market Value	Unreal G/L on Cost	Percentage
Dated Date/Coupon/Maturity											
Managed Account Sub-Total					7,009,661.86		44,173,570.61	4,483.90	48,589,077.39	4,415,506.78	99.99
Securities Sub-Total					\$7,009,661.86		\$44,173,570.61	\$4,483.90	\$48,589,077.39	\$4,415,506.78	99.99%
Accrued Interest										\$0.00	
Total Investments									\$48,589,077.39		



SunLine Transit Agency

Item 8F

January 28, 2026

Board Report

AGENDA ITEM: ACTION - CONSENT CALENDAR

TO: Finance/Audit Committee/Committee of the Whole
Board of Directors

FROM: Daren Tatham, Assistant Transit Planner

SUBJECT: Acceptance of Ridership Report for October and November 2025

Recommendation:

Recommend that the Board of Directors (Board) approve the Ridership Report for October and November 2025.

Background:

Monthly Ridership			Monthly Variance	
	Oct-25	Oct-24	Net	Percent
Fixed Route	250,135	243,346	6,789	2.8%
SunRide	2,073	2,431	(358)	(14.7%)
Taxi Voucher*	194	214	(20)	9.3%
SunDial	9,133	10,200	(1,067)	(10.5%)
Total	261,535	256,191	5,344	2.1%

Monthly Ridership			Monthly Variance	
	Nov-25	Nov-24	Net	Percent
Fixed Route	220,963	229,591	(8,628)	(3.8%)
SunRide	1,767	2,064	(297)	(14.4%)
Taxi Voucher*	150	150	0	0.0%
SunDial	7,837	8,538	(701)	(8.2%)
Total	230,717	240,343	(9,626)	(4.0%)

*Taxi Voucher rides are included for the system total; however, they are not NTD reportable.

Yearly Ridership	
Fiscal Year 2026	1,131,508
Fiscal Year 2025	1,162,223
Ridership Increase	(30,715)

Fiscal year to date system ridership decreased by 30,715 rides or 2.64% compared to the previous fiscal year. The baseline of the attached COVID-19 Recovery chart is calendar year 2020, this allows a comparison of three (3) years.

Financial Impact:

There is no financial impact associated with this item.

Strategic Priority:

Service Reliability: Our commitment to service reliability centers on building ridership trust by delivering a seamless transit experience and being there when we say we're going to be there.

In Collaboration with:

Anthony R. Parham Sr., Paratransit Operations Manager
Jill Plaza, Taxi/Contracted Transportation Services Administrator

Approved/Reviewed by:

David Legarreta, Financial Analyst

Attachments:

- Monthly Ridership Report – October 2025
- Monthly Ridership Report – November 2025
- Calendar Year-to-Date (CYTD) Ridership COVID-19 Recovery



SunLine Transit Agency Monthly Ridership Report October 2025

Fixed Route		Oct 2025	Oct 2024	FY 2026 YTD	FY 2025 YTD	Monthly KPI		Bikes		Wheelchairs	
						Passengers/ Rev. Hours	Passengers/ Rev. Miles	Monthly	FYTD	Monthly	FYTD
Route 1EV	Coachella - Hwy 111 - Palm Desert Mall	49,491	54,012	167,558	194,638	17.0	1.4	2,257	7,200	351	1,101
Route 1WV	Palm Springs - Hwy 111 - Palm Desert Mall	43,421	40,314	158,782	149,131	16.1	1.4	1,458	4,865	233	870
Route 2	Desert Hot Springs - Palm Springs - Cathedral City	66,579	69,904	246,673	258,001	17.7	1.3	2,070	7,113	576	1,997
Route 3	Desert Hot Springs - Desert Edge	8,259	8,831	30,503	31,330	9.6	0.6	212	789	83	263
Route 4	Westfield Palm Desert - Palm Springs	23,587	21,885	81,232	77,473	11.4	0.8	549	2,131	131	524
Route 5	Desert Hot Springs - CSUSB - Palm Desert	3,634	3,050	11,503	10,067	6.0	0.3	133	385	32	84
Route 6	Coachella - Fred Waring - Westfield Palm Desert	6,723	5,329	20,279	17,448	9.4	0.7	198	649	41	127
Route 7	Bermuda Dunes - Indian Wells - La Quinta	9,341	8,780	28,164	27,399	8.7	0.7	363	1,287	29	79
Route 8	North Indio - Coachella -Thermal/Mecca	17,391	16,904	58,593	63,796	9.6	0.7	518	2,016	123	482
Route 9	North Shore - Mecca - Oasis	6,174	5,101	17,269	14,766	7.4	0.3	56	371	19	136
Route 10	Indio - CSUSB - San Bernardino - Metrolink	4,425	4,819	12,758	12,725	17.5	0.2	27	89	7	29
Route 200 SB	Palm Springs High School AM Tripper	125	290	545	640	12.8	0.6	-	2	-	1
Route 500 SB	Westfield Palm Desert PM Tripper	82	270	191	503	3.6	0.6	-	9	-	1
Route 700 SB/NB	Harris / Washington - Calle Madrid / Ave Vallejo AM Tripper	639	423	1,116	823	17.5	1.1	2	2	-	-
Route 701 SB/NB	Harris / Washington - Calle Madrid / Ave Vallejo PM Tripper	962	1,406	2,084	2,771	82.1	2.7	2	6	1	1
Route 800 NB	Shadow Hills High School AM Tripper	9,302	2,028	20,684	12,507	416.7	5.1	4	51	4	7
Fixed Route Total		250,135	243,346	857,934	874,017			7,849	26,965	1,630	5,702
SunRide		2,073	2,431	7,178	8,671						
Taxi Voucher		194	214	577	638						
SunDial		9,133	10,200	35,102	38,554						
System Total		261,535	256,191	900,791	921,880						
		Oct-25	Oct-24								
Weekdays:		23	23								
Saturdays:		4	4								
Sundays:		4	4								
Total Days:		31	31								

Haul Pass COD contributed with 11,154 rides, CSUSB with 3,463 rides.

Mobile Ticketing contributed with 51,951 rides, the total for October 2025 includes 118 paratransit mobile tickets.

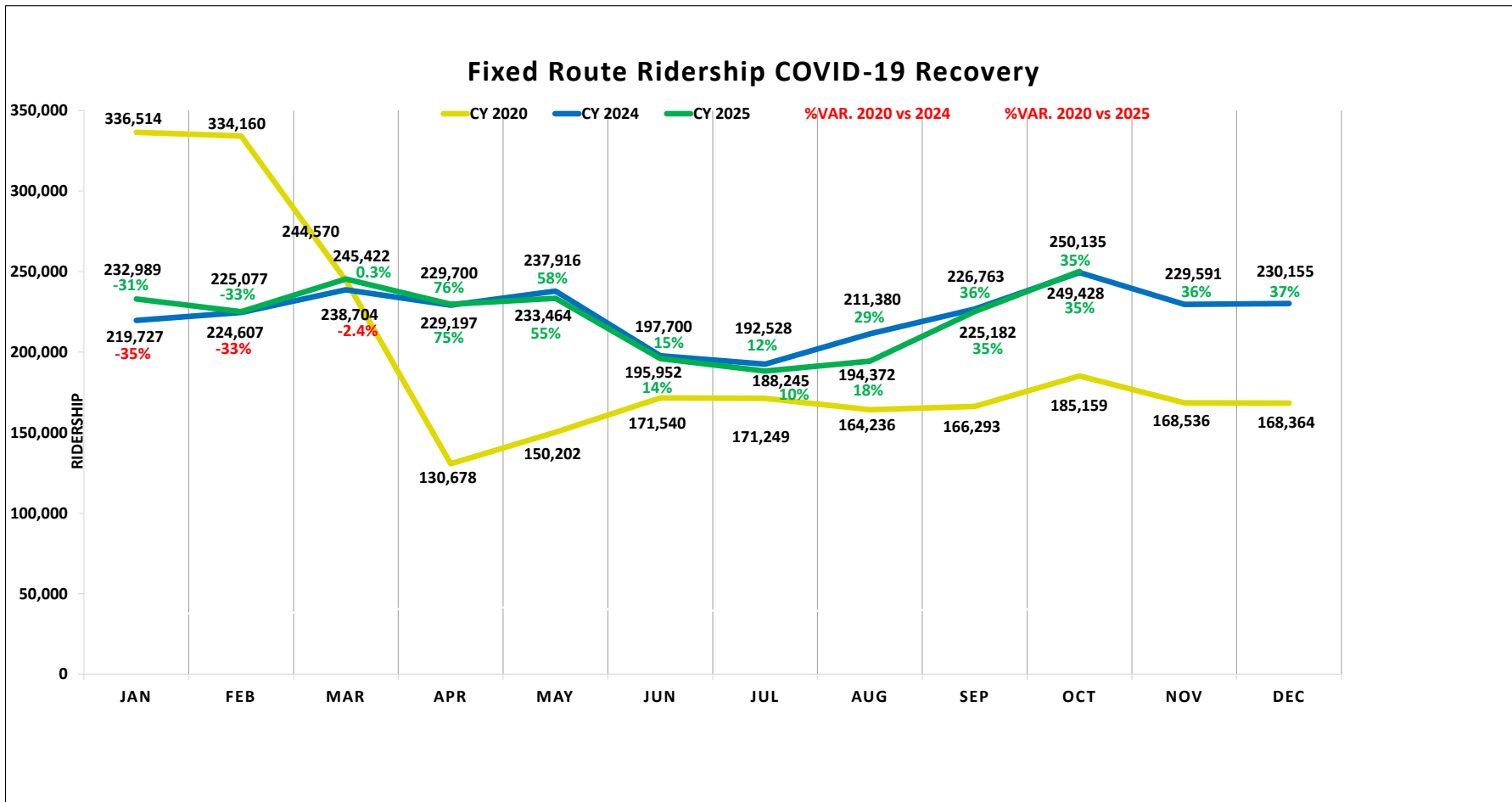


SunLine Transit Agency Monthly Ridership Report November 2025

Fixed Route		Nov 2025	Nov 2024	FY 2026 YTD	FY 2025 YTD	Monthly KPI		Bikes		Wheelchairs	
						Passengers/ Rev. Hours	Passengers/ Rev. Miles	Monthly	FYTD	Monthly	FYTD
Route 1EV	Coachella - Hwy 111 - Palm Desert Mall	46,679	50,681	214,237	245,319	17.6	1.4	1,122	8,322	180	1,281
Route 1WV	Palm Springs - Hwy 111 - Palm Desert Mall	38,373	39,008	197,155	188,139	16.1	1.4	1,943	6,808	441	1,311
Route 2	Desert Hot Springs - Palm Springs - Cathedral City	61,096	65,185	307,769	323,186	17.9	1.3	182	7,295	49	2,046
Route 3	Desert Hot Springs - Desert Edge	7,424	8,057	37,927	39,387	9.9	0.6	463	1,252	101	364
Route 4	Westfield Palm Desert - Palm Springs	19,742	19,532	100,974	97,005	11.5	0.8	138	2,269	12	536
Route 5	Desert Hot Springs - CSUSB - Palm Desert	3,256	2,752	14,759	12,819	6.5	0.3	225	610	24	108
Route 6	Coachella - Fred Waring - Westfield Palm Desert	5,169	4,069	25,448	21,517	10.0	0.7	330	979	27	154
Route 7	Bermuda Dunes - Indian Wells - La Quinta	7,883	8,092	36,047	35,491	9.2	0.7	432	1,719	85	164
Route 8	North Indio - Coachella -Thermal/Mecca	14,699	15,812	73,292	79,608	9.7	0.7	28	2,044	12	494
Route 9	North Shore - Mecca - Oasis	4,368	4,742	21,637	19,508	7.5	0.3	28	399	12	148
Route 10	Indio - CSUSB - San Bernardino - Metrolink	3,432	3,907	16,190	16,632	18.2	0.2	1,926	2,015	282	311
Route 200 SB	Palm Springs High School AM Tripper	103	182	648	822	12	0.6	-	2	-	1
Route 500 SB	Westfield Palm Desert PM Tripper	37	230	228	733	3	0.5	1	10	-	1
Route 700 SB/NB	Harris / Washington - Calle Madrid / Ave Vallejo AM Tripper	359	245	1,475	1,068	18	1.2	-	2	-	-
Route 701 SB/NB	Harris / Washington - Calle Madrid / Ave Vallejo PM Tripper	572	806	2,656	3,577	41	2.7	1	7	-	1
Route 800 NB	Shadow Hills High School AM Tripper	7,771	6,291	28,455	18,798	119	5.5	5	56	-	7
Fixed Route Total		220,963	229,591	1,078,897	1,103,608			6,824	33,789	1,225	6,927
SunRide		1,767	2,064	8,945	10,735						
Taxi Voucher		150	150	727	788						
SunDial		7,837	8,538	42,939	47,092						
System Total		230,717	240,343	1,131,508	1,162,223	11.8	0.8				
		Nov-25	Nov-24								
Weekdays:		20	21								
Saturdays:		5	5								
Sundays:		5	4								
Total Days:		30	30								

Haul Pass COD contributed with 9,308 rides, CSUSB with 2,099 rides.

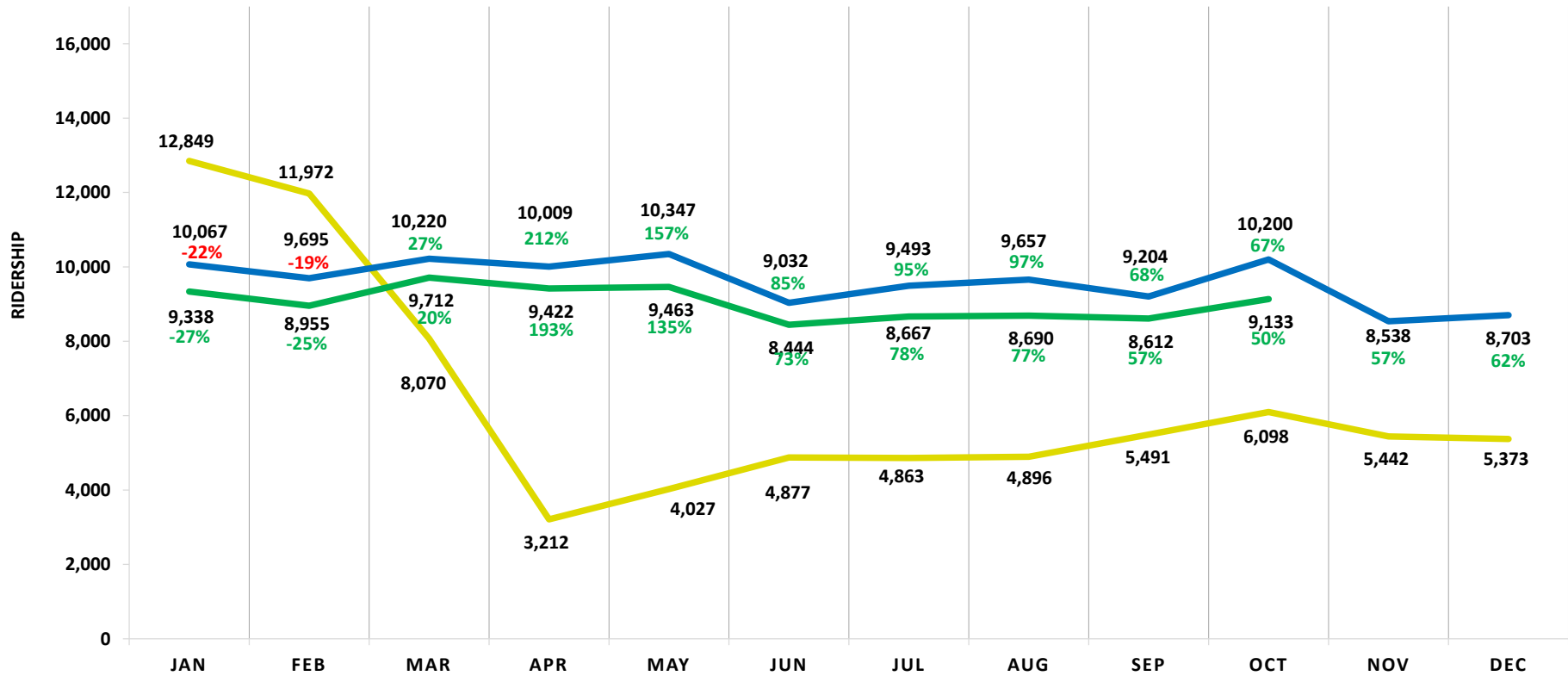
Mobile Ticketing contributed with 44,406 rides, the total for November 2025 includes 63 paratransit mobile tickets.



The COVID-19 pandemic caused a major national and global disruption with closures of businesses, schools and entertainment venues due to the implementation of national and statewide public health policies. Variances are in red close to their corresponding ridership number. 2024 and 2025 are referring to the baseline of 2020. CY 2020 will remain on the chart since it is the baseline needed to compare ridership recovery for CY 2024 & CY 2025. CY 2021 - CY 2023 have been removed to reflect the two (2) most recent years in recovery.

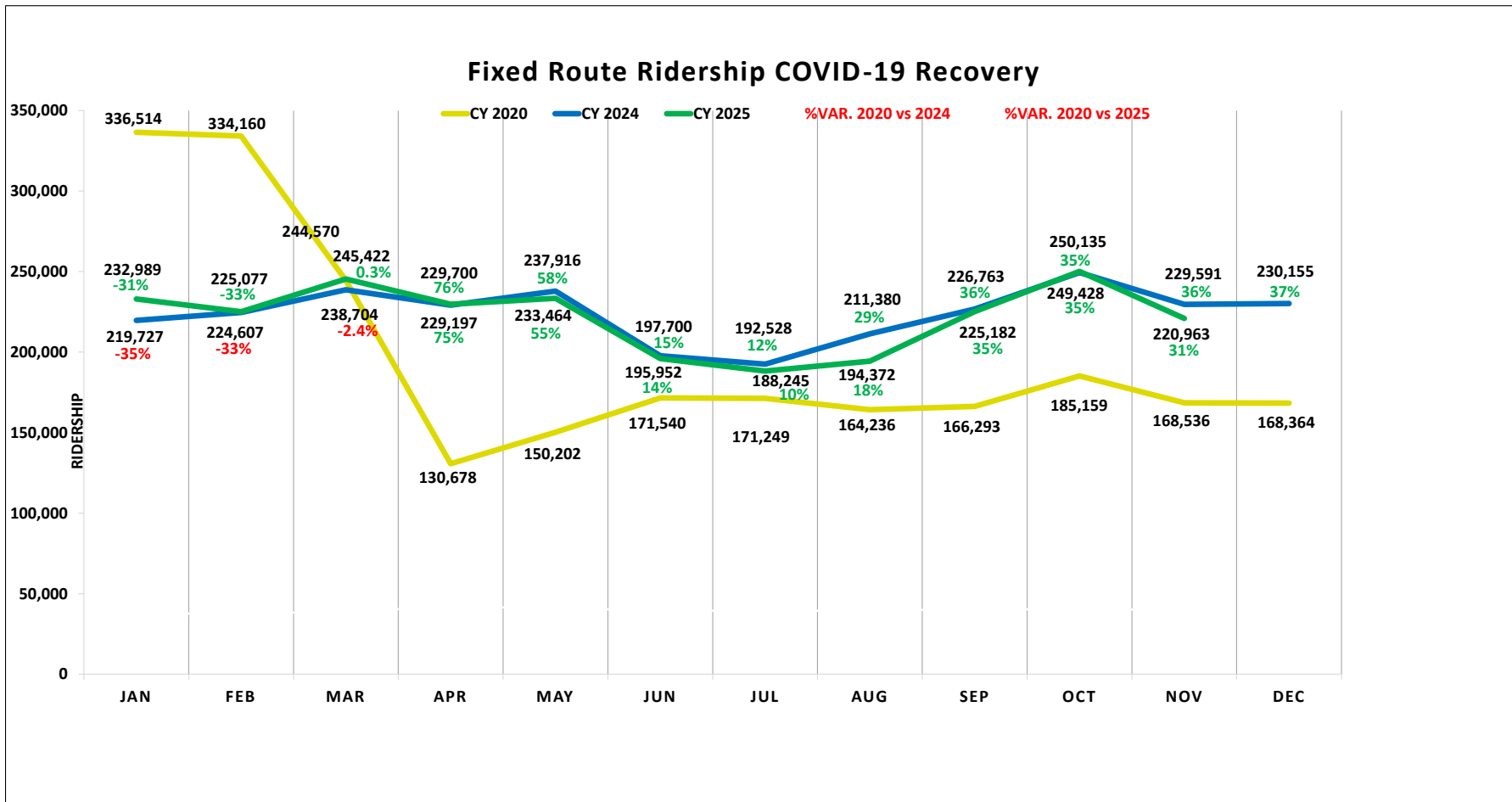
Paratransit Ridership COVID-19 Recovery

— CY 2020
 — CY 2024
 — CY 2025
 %VAR. 2020 vs 2024
 %VAR. 2020 vs 2025



The COVID-19 pandemic caused a major national and global disruption with closures of businesses, schools and entertainment venues due to the implementation of national and statewide public health policies. Variances are in red close to their corresponding ridership number. 2024 and 2025 are referring to the baseline of 2020.

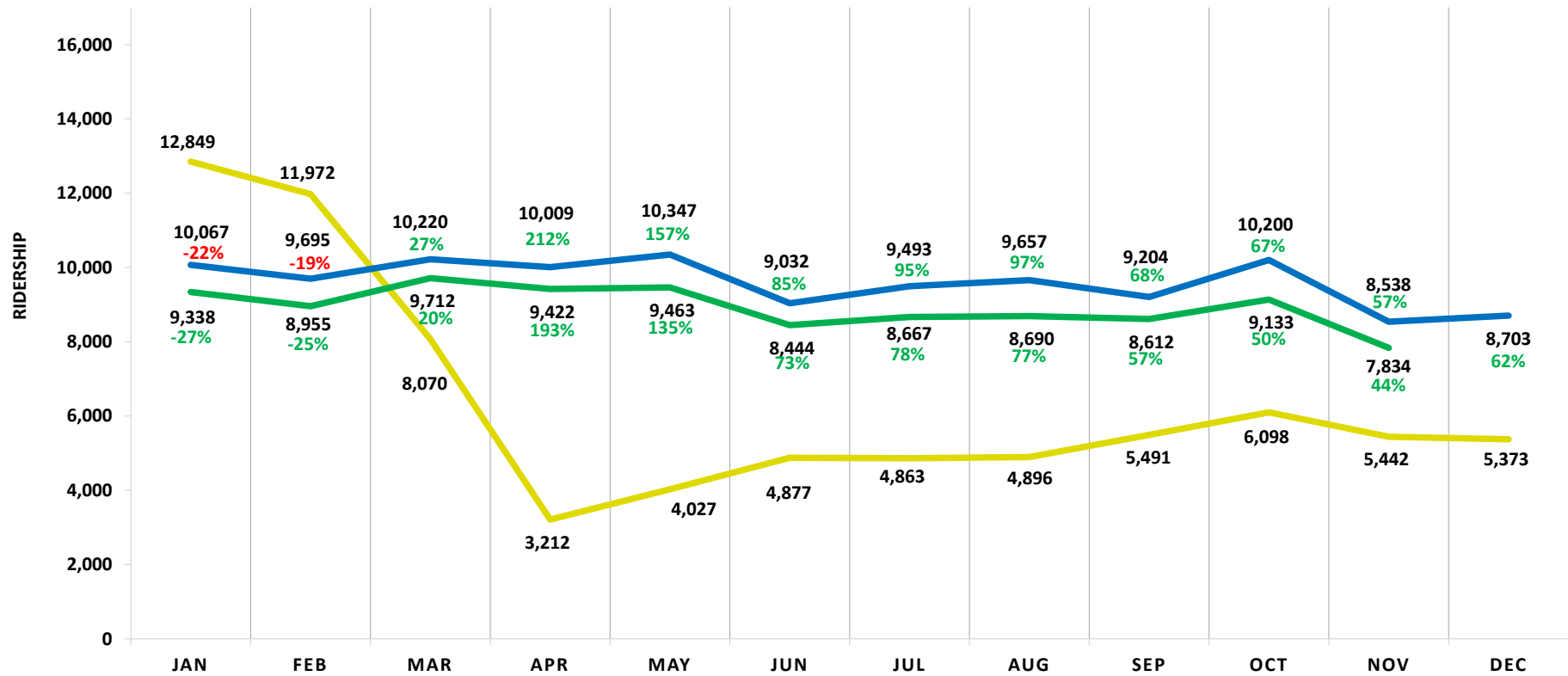
CY 2020 will remain on the chart since it is the baseline needed to compare ridership recovery for CY 2024 & CY 2025. CY 2021 - CY 2023 have been removed to reflect the two (2) most recent years in recovery.



The COVID-19 pandemic caused a major national and global disruption with closures of businesses, schools and entertainment venues due to the implementation of national and statewide public health policies. Variances are in red close to their corresponding ridership number. 2024 and 2025 are referring to the baseline of 2020. CY 2020 will remain on the chart since it is the baseline needed to compare ridership recovery for CY 2024 & CY 2025. CY 2021 - CY 2023 have been removed to reflect the two (2) most recent years in recovery.

Paratransit Ridership COVID-19 Recovery

— CY 2020
 — CY 2024
 — CY 2025
 %VAR. 2020 vs 2024
 %VAR. 2020 vs 2025



The COVID-19 pandemic caused a major national and global disruption with closures of businesses, schools and entertainment venues due to the implementation of national and statewide public health policies. Variances are in red close to their corresponding ridership number. 2024 and 2025 are referring to the baseline of 2020.

CY 2020 will remain on the chart since it is the baseline needed to compare ridership recovery for CY 2024 & CY 2025. CY 2021 - CY 2023 have been removed to reflect the two (2) most recent years in recovery.



SunLine Transit Agency

Item 8G

January 28, 2026

Board Report

AGENDA ITEM: ACTION - CONSENT CALENDAR

TO: Finance/Audit Committee/Committee of the Whole
Board of Directors

FROM: Anthony R. Parham Sr., Paratransit Operations Manager

SUBJECT: Acceptance of SunDial Operational Notes for October and November 2025

Recommendation:

Recommend that the Board of Directors (Board) approve the SunDial Operational Notes for October and November 2025.

Background:

Due to ongoing bus technology upgrades, on-time performance (OTP) reporting will be temporarily paused to ensure data accuracy during system testing and calibration. Reporting will resume once the new system is fully implemented and validated.

The total number of passengers for the month of October 2025 where 8,691, which is a decrease of 966 passengers or 10.0% when compared to October 2024. Mobility device boardings for October 2025 decreased by 337 or 25.5% when compared to October 2024. During this month, the field supervisors conducted a total of 75 onboard inspections and 75 safety evaluations, which included pre-trip inspections and trailing evaluations. The supervisors have exceeded their monthly on-board evaluations goal of 60 by 15, which is an increase of 11.9% when compared to October 2024. In addition, the safety evaluation goal of 60 was met, though this reflects a 1.3% decline due to conducting fewer evaluations compared to October 2024.

The total number of passengers for the month of November 2025 where 7,834, which is a decrease of 704 passengers or 8.2% when compared to November 2024. Mobility device

boarding's for November 2025 decreased by 187 or 15.7% when compared to November 2024. During this month, the field supervisors conducted a total of 57 onboard inspections and 57 safety evaluations, which included pre-trip inspections and trailing evaluations. The supervisors have not exceeded their monthly on-board evaluations goal of 60 by 3, which is a decrease of 26.9% when compared to November 2024. Similarly, they also did not meet the safety evaluation goal of 60, this reflects a 0.5% decline from November 2024.

Financial Impact:

There is no financial impact associated with this item.

Strategic Priority:

Service Reliability: Our commitment to service reliability centers on building ridership trust by delivering a seamless transit experience and being there when we say we're going to be there.

In Collaboration with:

N/A

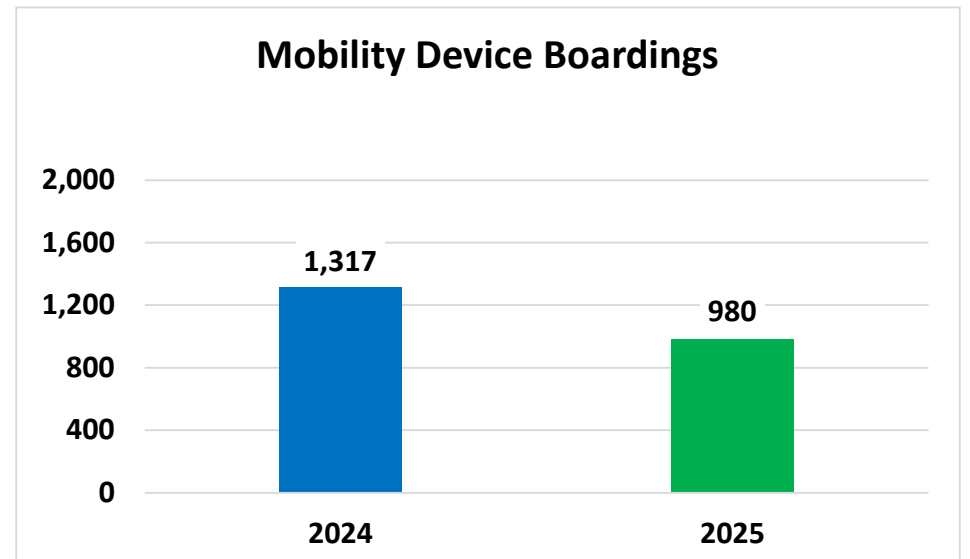
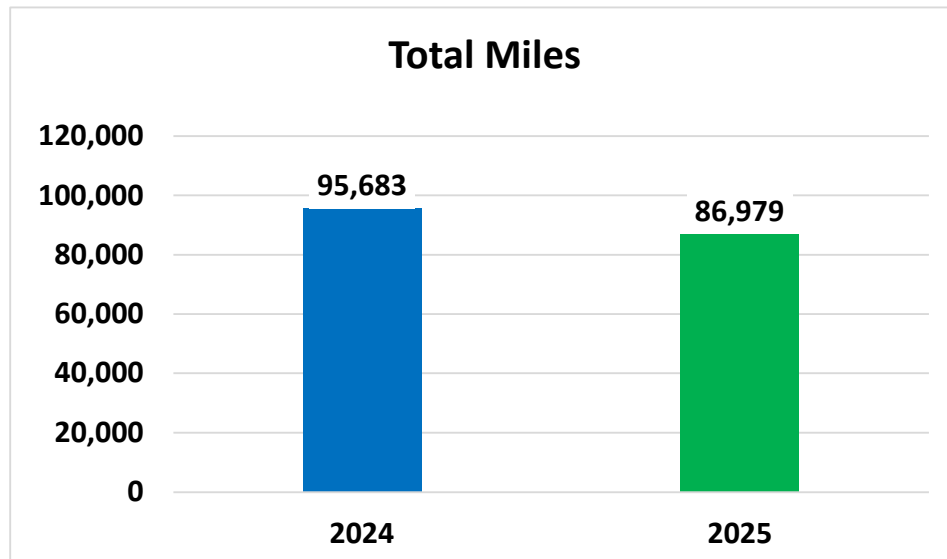
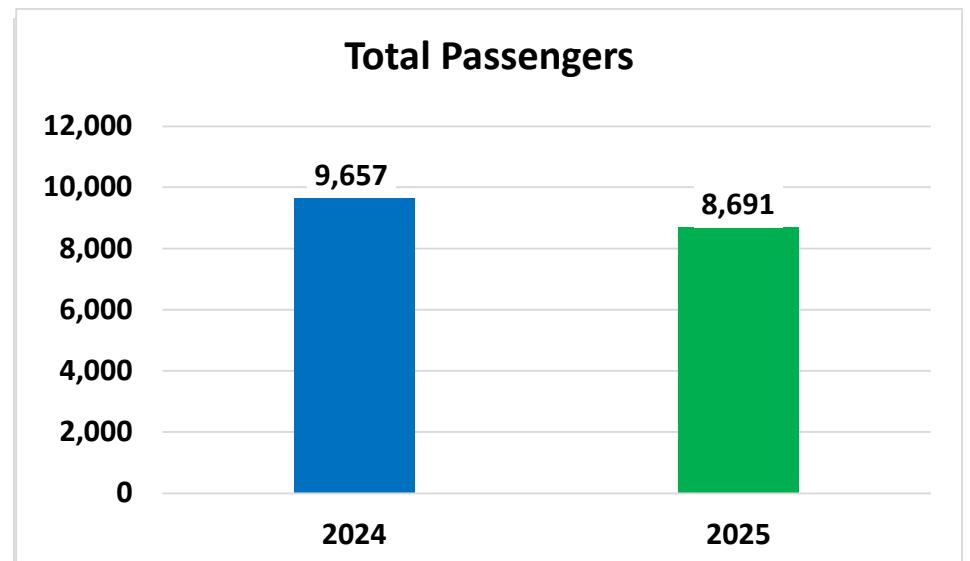
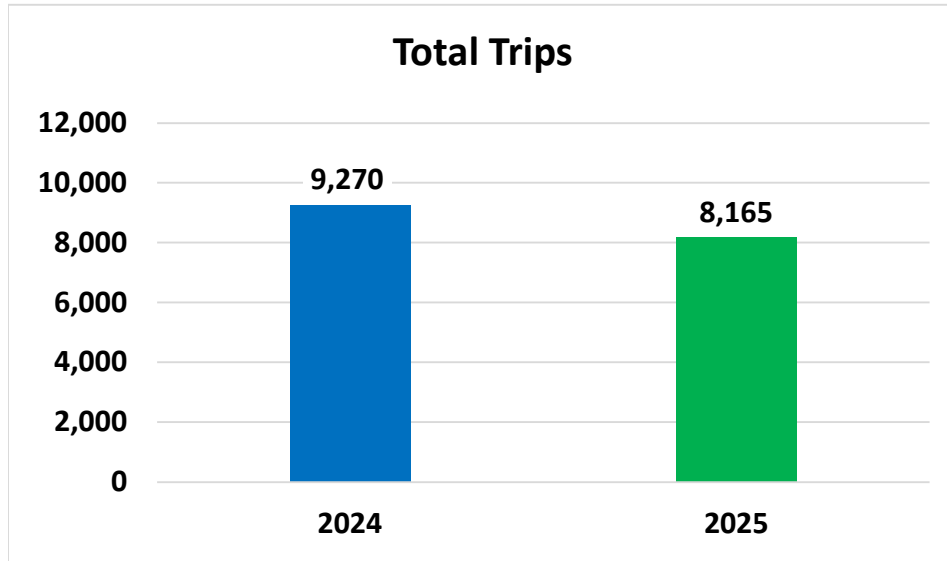
Approved/Reviewed by:

David Estrada, Deputy of Transit Operations
Isabel Vizcarra, Chief Transportation Officer

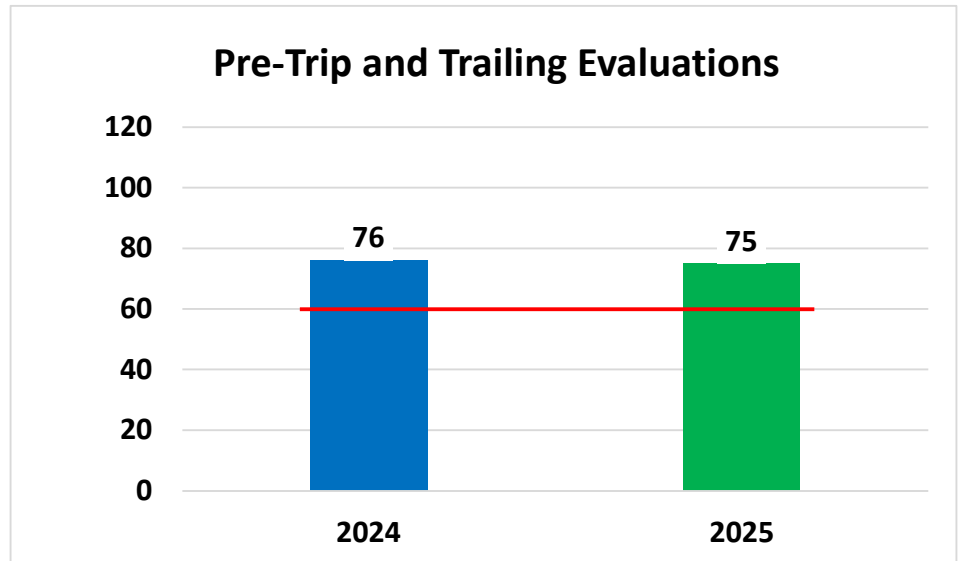
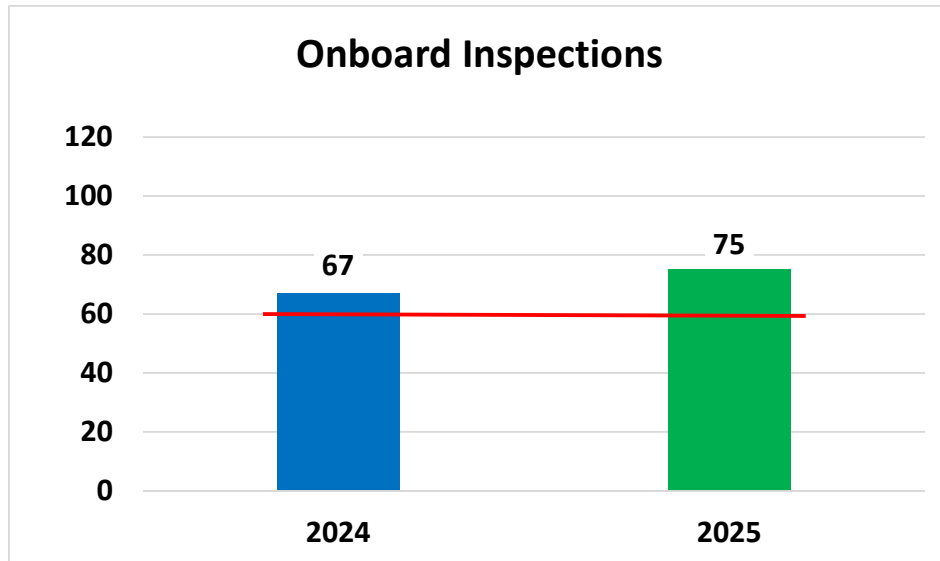
Attachments:

- Paratransit Operational Charts for October 2025
- Paratransit Operational Charts for November 2025

Paratransit Operational Charts October 2024 vs. October 2025

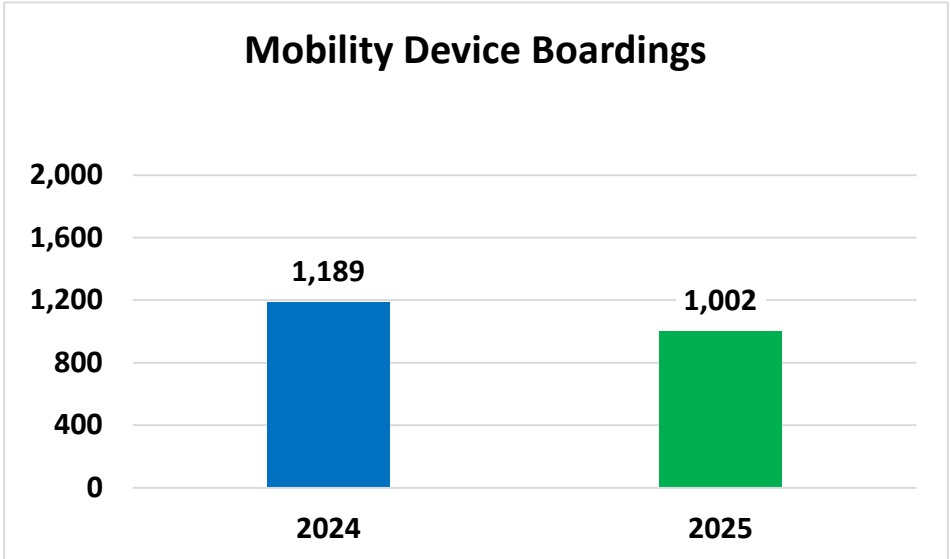
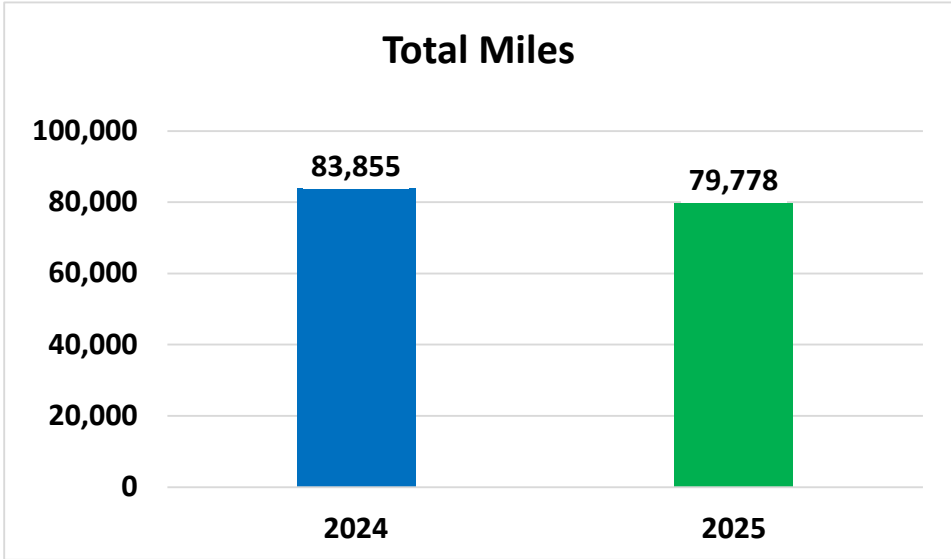
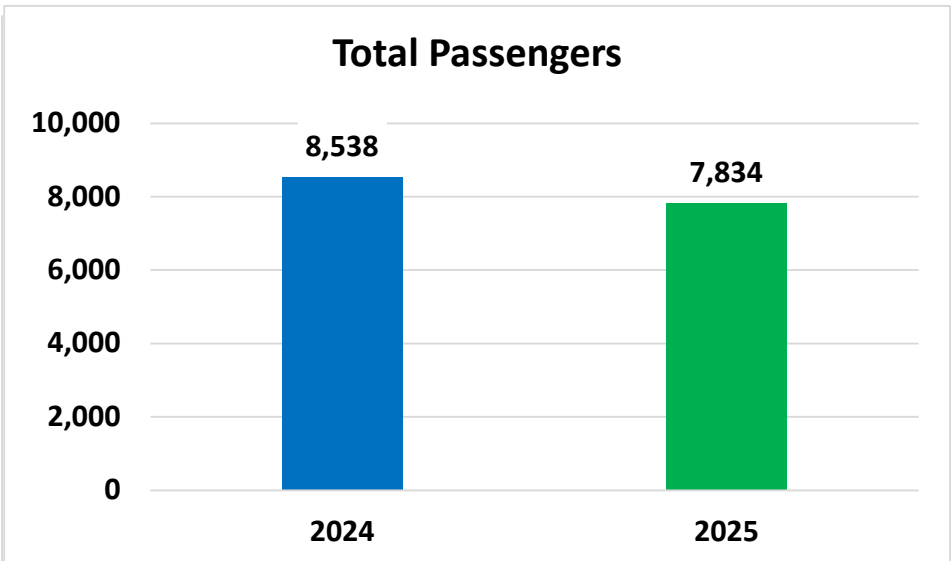
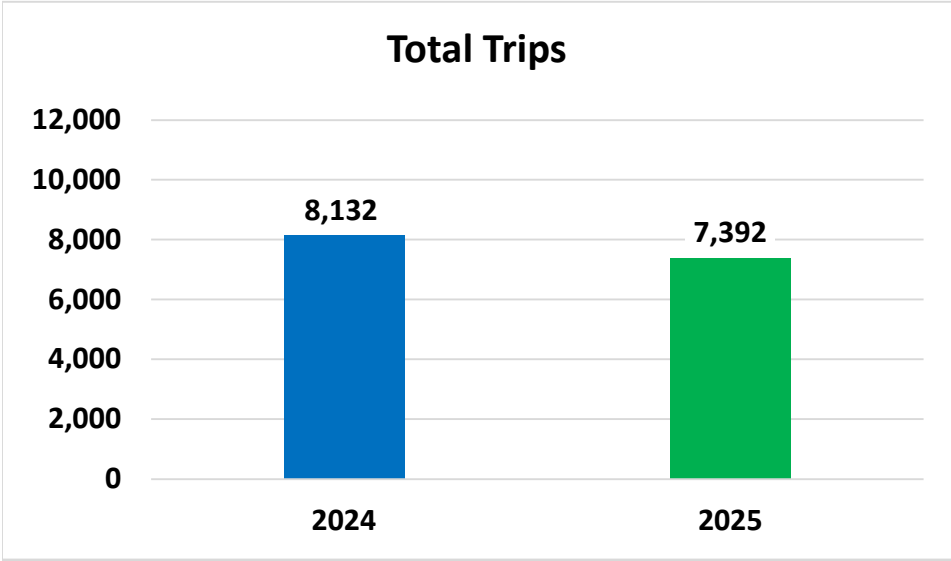


Paratransit Operational Charts October 2024 vs. October 2025



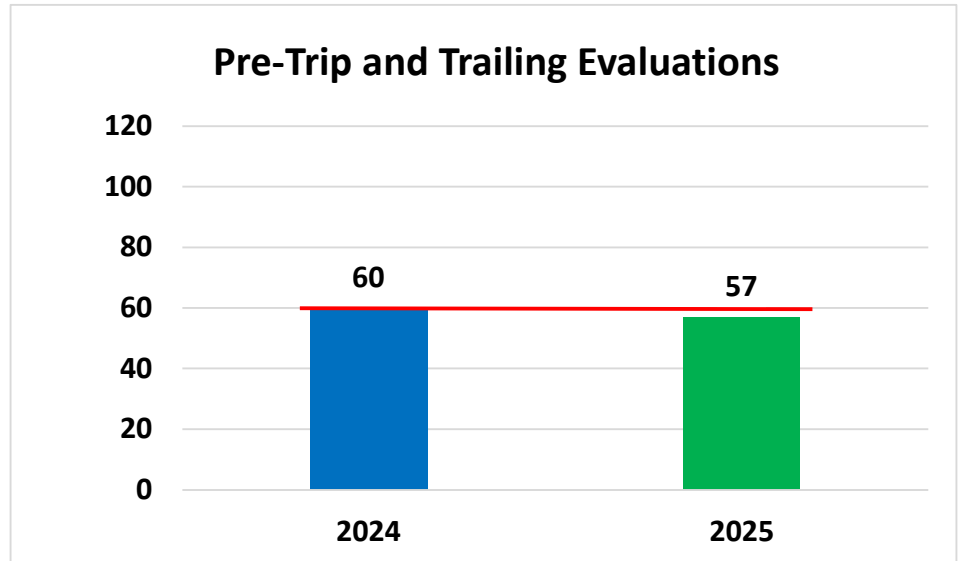
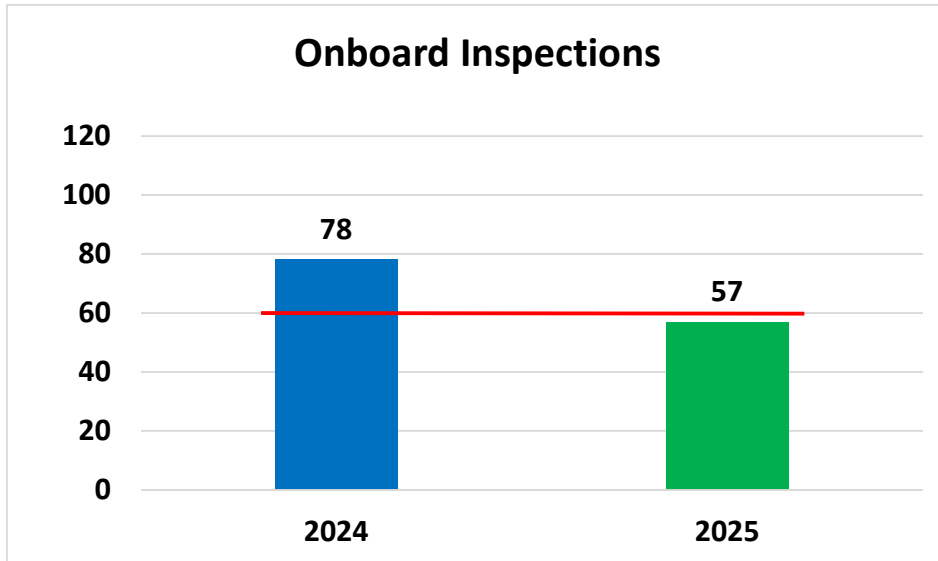
Paratransit Operational Charts

November 2024 vs. November 2025



Paratransit Operational Charts

November 2024 vs. November 2025





SunLine Transit Agency

Item 8H

January 28, 2026

Board Report

AGENDA ITEM: ACTION - CONSENT CALENDAR

TO: Finance/Audit Committee/Committee of the Whole
Board of Directors

FROM: Operations and Strategic Alignment Departments

SUBJECT: Acceptance of Metrics for October and November 2025

Recommendation:

Recommend that the Board of Directors (Board) approve the metrics for October and November 2025.

Background:

The metrics packet includes data highlighting operator absences, fixed route customer complaints, paratransit customer complaints and advertising revenue. SunRide performance includes system-wide metrics, trip booking method and geo-fence metrics for Desert Hot Springs/Desert Edge, Palm Desert, Coachella, Mecca/North Shore, Indio, Cathedral City, La Quinta and Palm Springs. Included in this packet is ridership data for the mobile ticketing usage of the Token Transit application and the Haul Pass programs with the various High Schools in the Coachella Valley, College of the Desert (COD) and California State University San Bernardino (CSUSB) Palm Desert Campus.

SunRide

October Ridership:

- Total Ridership: 2,073 passengers – increase of 11% compared to 1,870 passengers in September 2025.
- Cathedral City: 156 passengers – increase of 70% in ridership compared to 92 passengers in September 2025.

- Coachella: 99 passengers – decrease of 24% in ridership compared to 130 passengers in September 2025.
- Desert Hot Springs/Desert Edge: 206 passengers – decrease of 37% in ridership compared to 326 passengers in September 2025.
- Indio: 845 passengers – increase of 30% in ridership compared to 649 passengers in September 2025.
- La Quinta: 34 passengers – increase of 70% in ridership compared to 20 passengers in September 2025.
- Mecca/NorthShore: 47 passengers – decrease of 6% in ridership compared to 50 passengers in September 2025.
- Palm Desert: 501 passengers – increase of 10% in ridership compared to 456 passengers in September 2025.
- Palm Springs: 185 passengers – increase of 26% in ridership compared to 147 passengers in September 2025.

November Ridership:

- Total Ridership: 1,767 passengers – decrease of 15% compared to 2,072 passengers in October 2025.
- Cathedral City: 169 passengers – increase of 8% in ridership compared to 156 passengers in October 2025.
- Coachella: 108 passengers – increase of 9% in ridership compared to 99 passengers in October 2025.
- Desert Hot Springs/Desert Edge: 181 passengers – decrease of 12% in ridership compared to 206 passengers in October 2025.
- Indio: 671 passengers – 671 decrease of 21% in ridership compared to 845 passengers in October 2025.
- La Quinta: 25 passengers – decrease of 26% in ridership compared to 34 passengers in October 2025.
- Mecca/North Shore: 38 passengers – decrease of 19% in ridership compared to 47 passengers in October 2025.
- Palm Desert: 380 passengers – decrease of 24% in ridership compared to 501 passengers in October 2025.
- Palm Springs: 195 passengers – increase of 5% in ridership compared to 185 passengers in October 2025.

Fixed Route

On-Time Performance:

Fixed route's on-time performance decreased slightly by 0.59% from 86.93% in October 2025 to 86.34% in November 2025. Despite this decrease, the agency exceeded the service standard goal of 85% in both months.

- **Route 1WV** did not meet its service standard goal for November due to ongoing roadwork on Hwy 111 and Indian Canyon. There were also route delays due to homecoming parades for Cathedral City High School and Palm Springs High School, and road closures on Indian Canyon.
- **Route 2** did not meet its service standard goal for October due to ongoing roadwork on Hwy 111 and Perez Road. There were also route delays due to homecoming parades for Cathedral City High School and Palm Springs High School, and road closures on Indian Canyon.
- **Route 4** did not meet its service standard goal for October and November due to the Palm Springs High School Homecoming Parade, Palm Springs Construction / Road work, the Pride Parade, and the Veterans Parade, all of which caused significant road and detour closures.

Late and Early Departures:

- Late departures increased by 0.8% in October 2025 compared to the previous month.
- Late departures increased by 0.64% in November 2025 compared to the previous month.
- Early departures decreased by 2.31% in October 2025 compared to the previous month.
- Early departures decreased by .05% in November 2025 compared to the previous month.

Workforce:

- For the month of October 2025, 24% of SunLine's fixed route operator workforce was absent when compared to October 2024 at 20%.
- For the month of October 2025, workforce was at a total of 131 operators when compared to October 2024 at 135 operators.
- For the month of November 2025, 15% of SunLine's fixed route operator workforce was absent when compared to November 2024 at 19%.
- For the month of November 2025, workforce was at a total of 131 operators when compared to November 2024 at 134 operators.

Financial Impact:

There is no financial impact associated with this item.

Strategic Priority:

Service Reliability: Our commitment to service reliability centers on building ridership trust by delivering a seamless transit experience and being there when we say we're going to be there.

In Collaboration with:

N/A

Approved/Reviewed by:

Luis Garcia, Chief Financial Officer

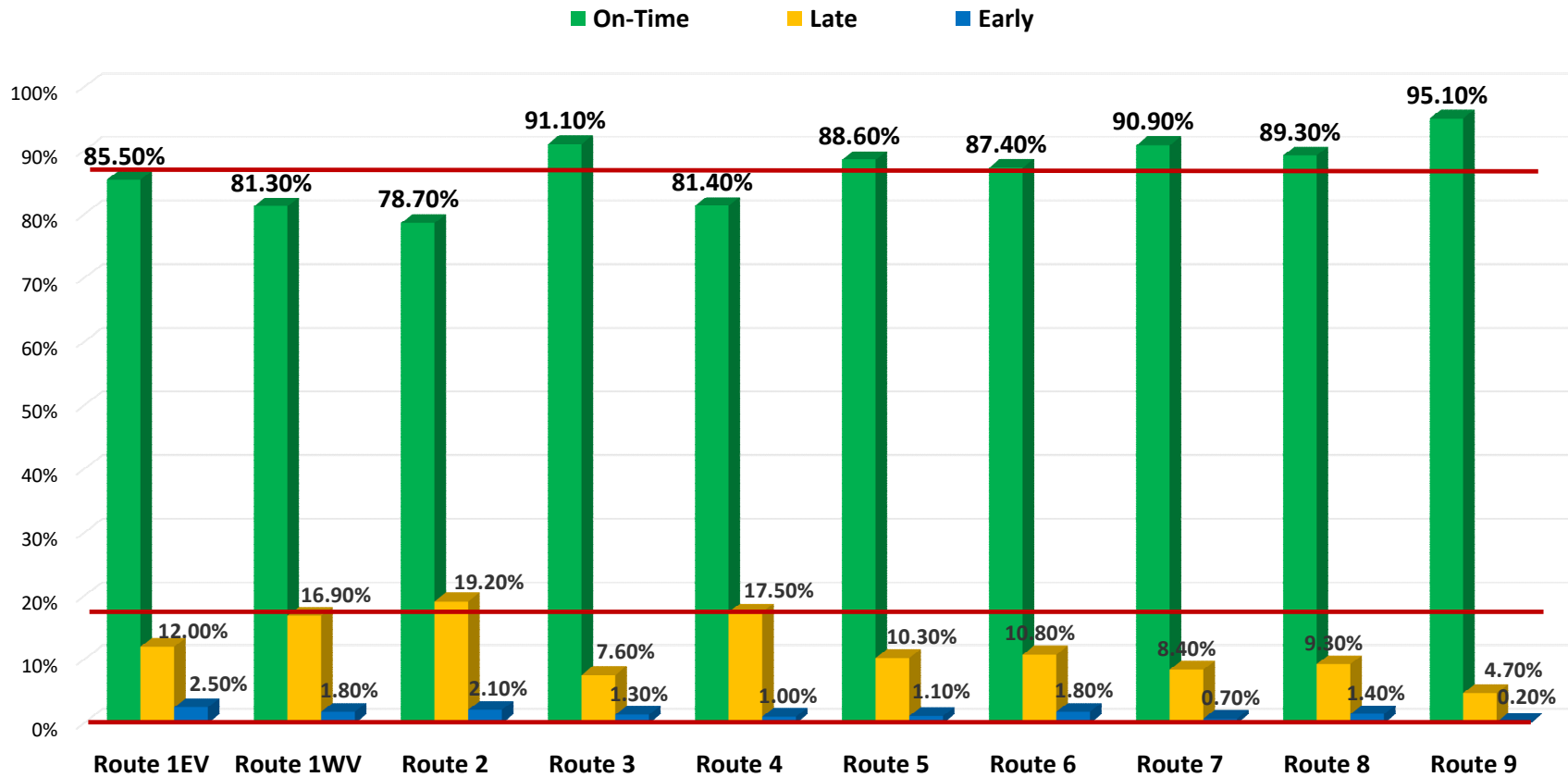
Isabel Vizcarra, Chief Transportation Officer

Greg Wildman, Chief of Strategic Alignment

Attachments:

- Fixed Route On-Time Performance, Early and Late Departure by Route
- Paratransit Total Trips vs. Late Cancellations
- Operator Absences vs. Daily Operators Needed
- Fixed Route and Paratransit Customer Complaints
- Advertising Revenue
- SunRide System-Wide and Geo-Fence Metrics
- Haul Pass COD Ridership

On-Time Performance (OTP) Metrics for October 2025

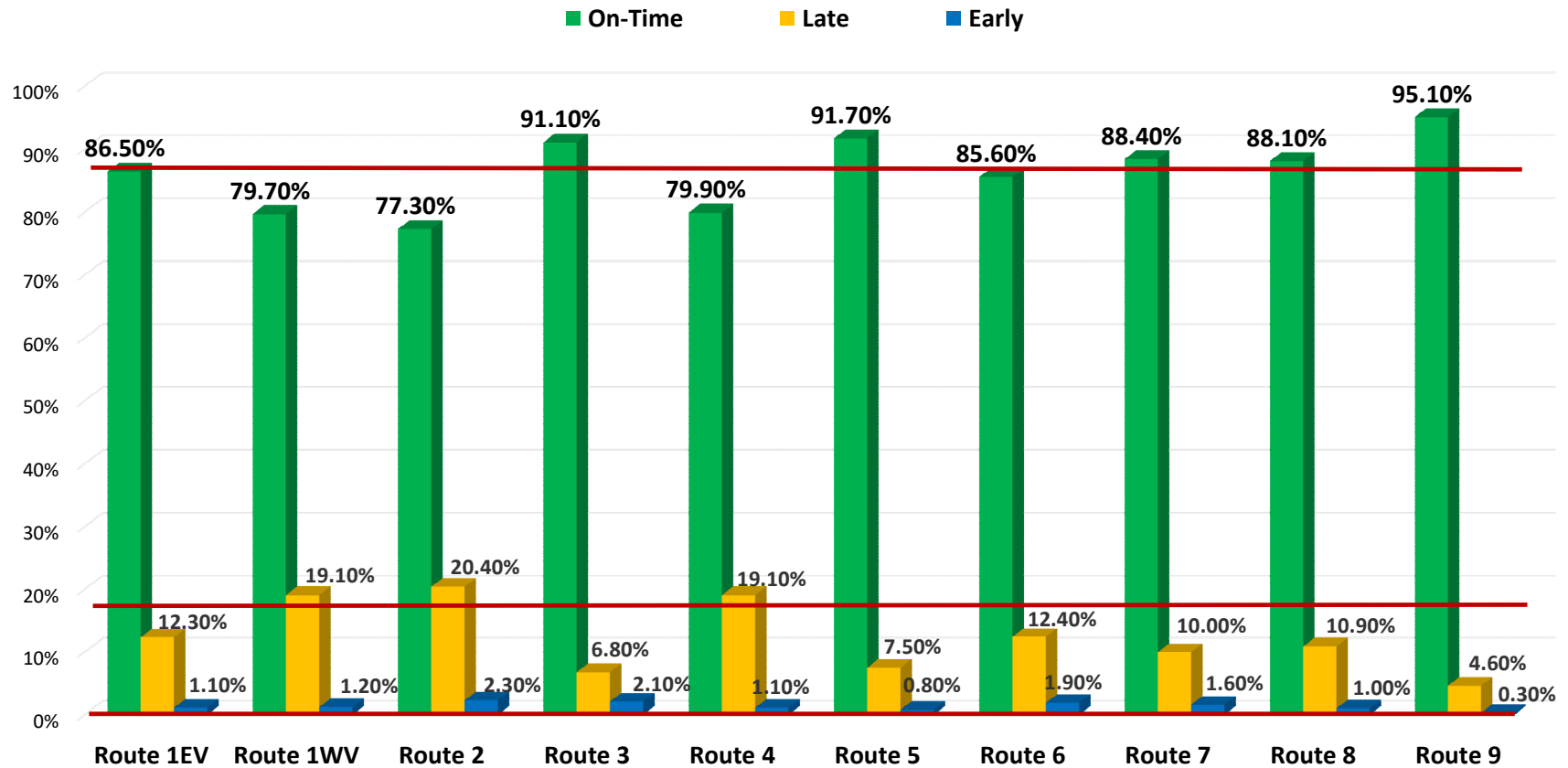


Goal: Early trips ≤ 0, Late Trips below 15%.

Total Monthly Scheduled Stops for October: 45,995.

*Note: Metrics are calculated using Swiftly Suite at timepoints only: -1 Minute (Early) to +5 Minute (Late) for OTP Trips.

On-Time Performance (OTP) Metrics for November 2025

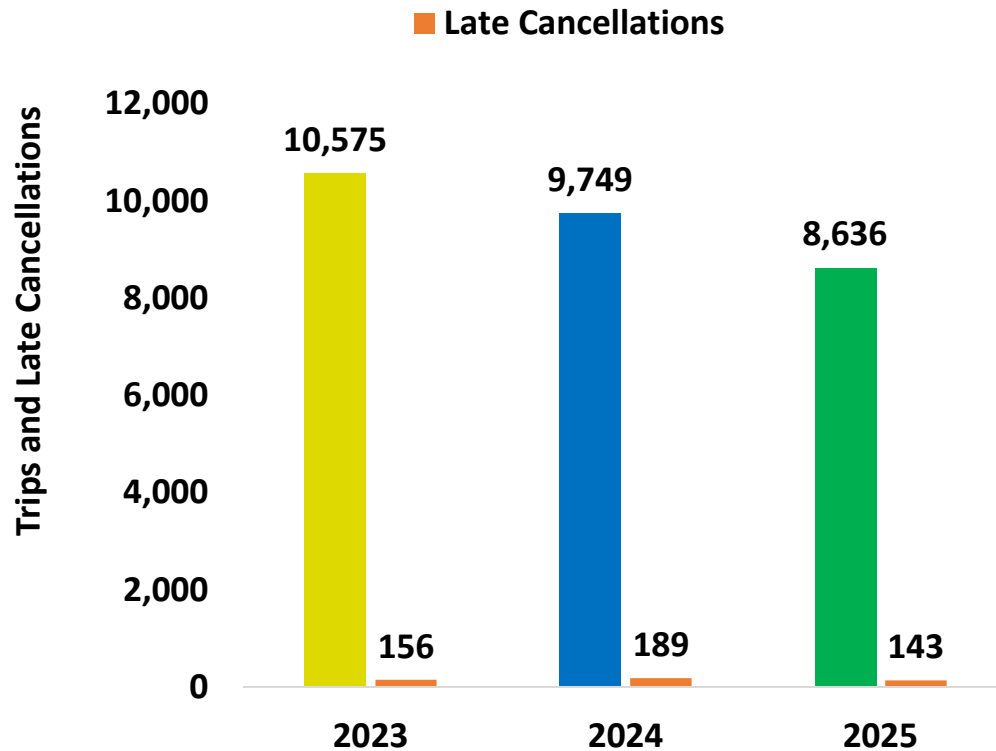


Goal: Early trips ≤ 0 , Late Trips below 15%.

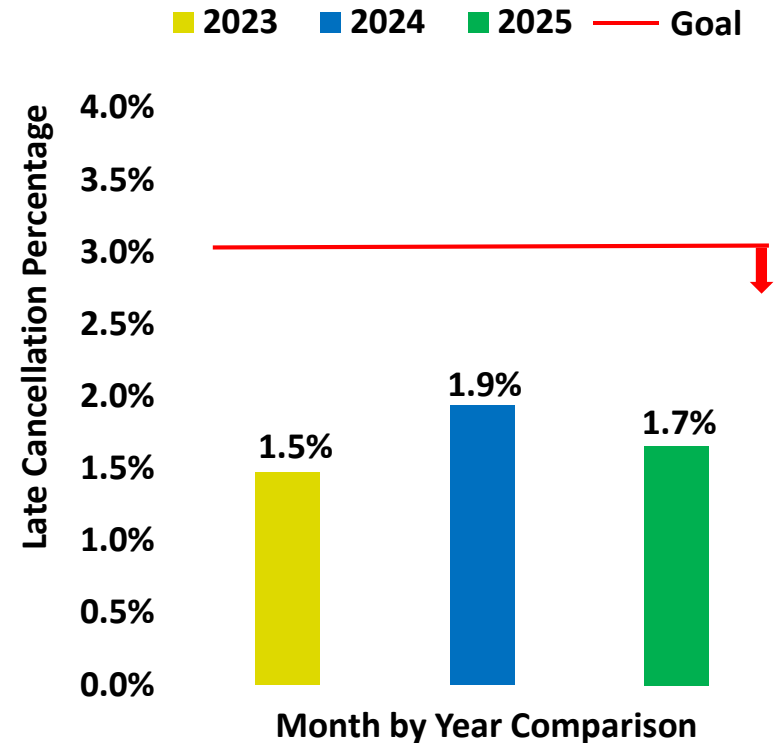
Total Monthly Scheduled Stops for November: 42,801.

***Note:** Metrics are calculated using Swiftly Suite at timepoints only: -1 Minute (Early) to +5 Minute (Late) for OTP Trips.

Paratransit Total Trips vs. Late Cancellations October 2025



Late Cancellations by Percentage



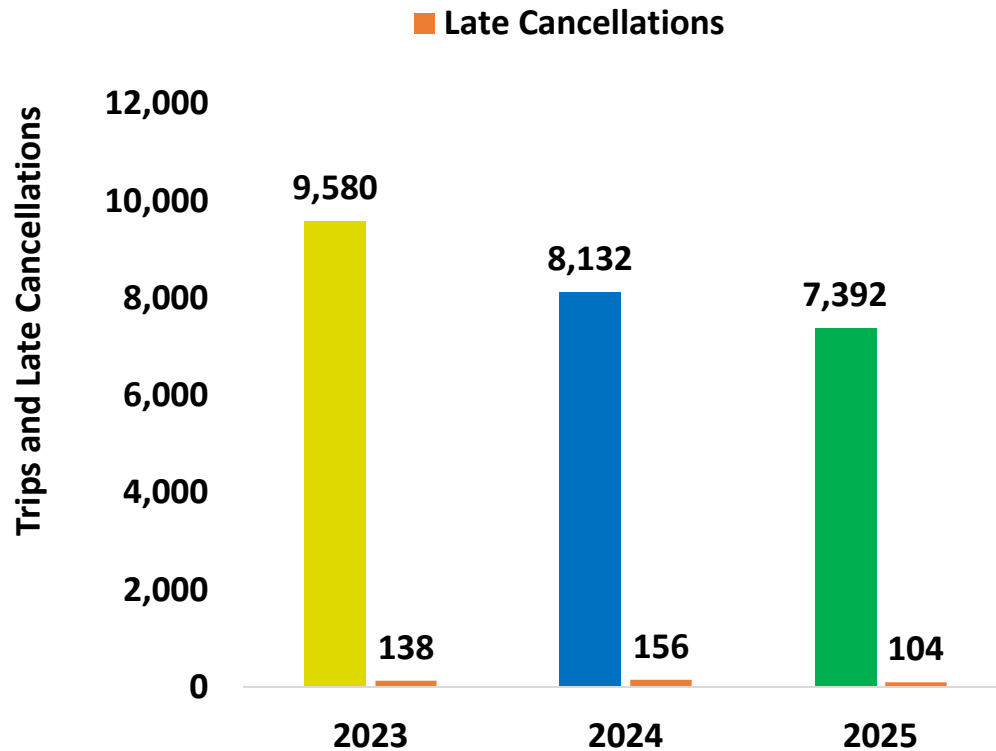
Trip: A one-way trip booked by the rider. A round trip is counted as two (2) trips.

Late Cancellation: A trip for which a rider cancels two (2) hours or less before the scheduled pick-up time.

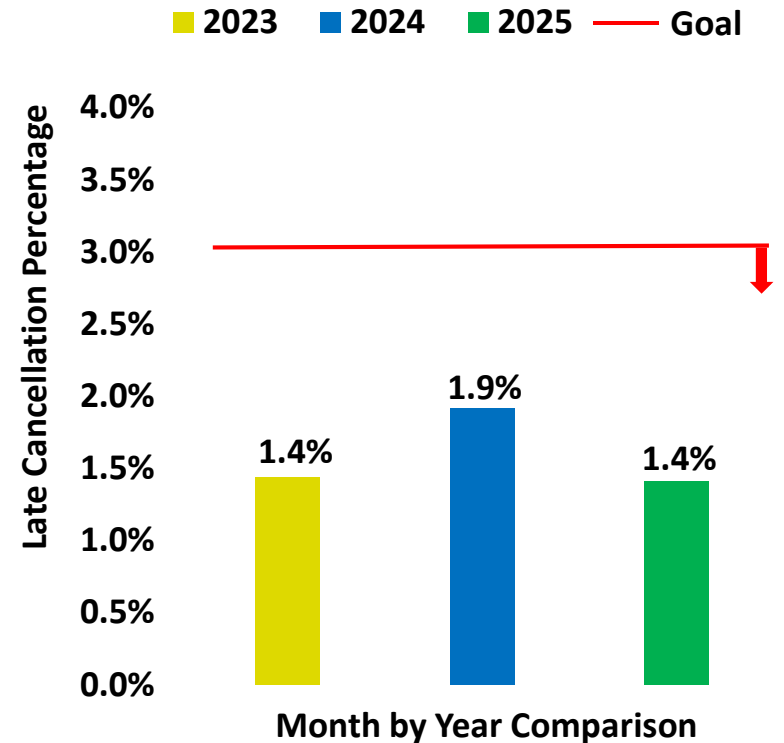
Goal for Late Cancellations: 3% or below.

Total Trips: Total one-way trips completed.

Paratransit Total Trips vs. Late Cancellations November 2025



Late Cancellations by Percentage



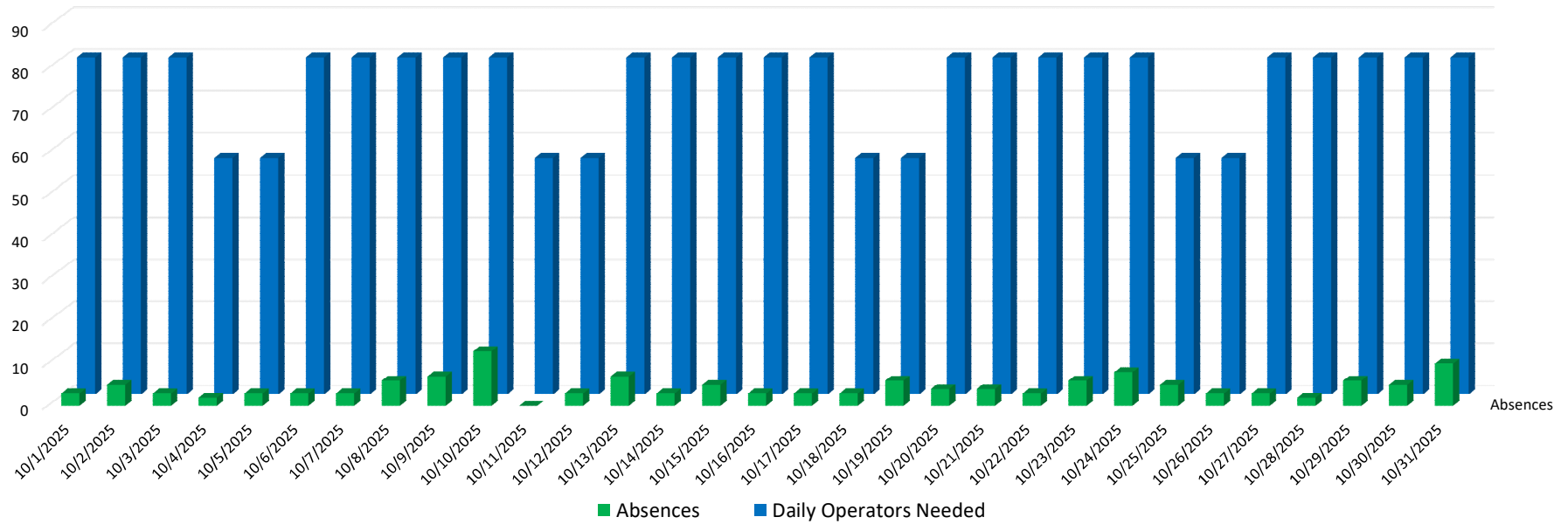
Trip: A one-way trip booked by the rider. A round trip is counted as two (2) trips.

Late Cancellation: A trip for which a rider cancels two (2) hours or less before the scheduled pick-up time.

Goal for Late Cancellations: 3% or below.

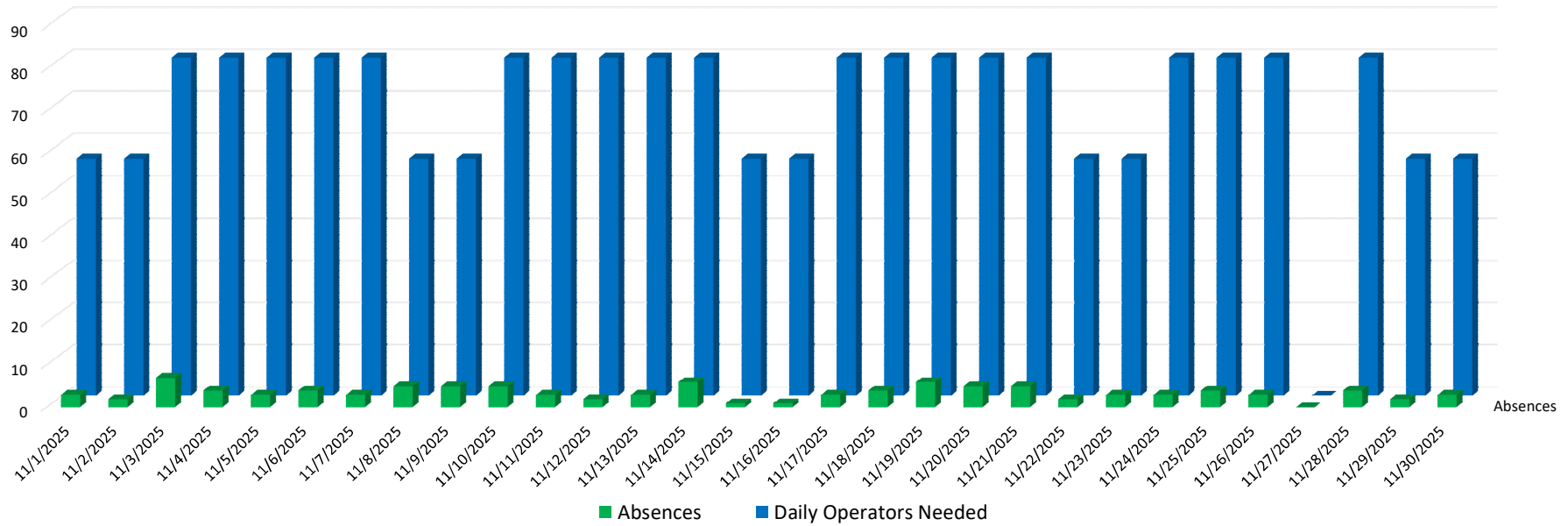
Total Trips: Total one-way trips completed.

Daily Operator Absences vs Daily Operators Needed October 2025



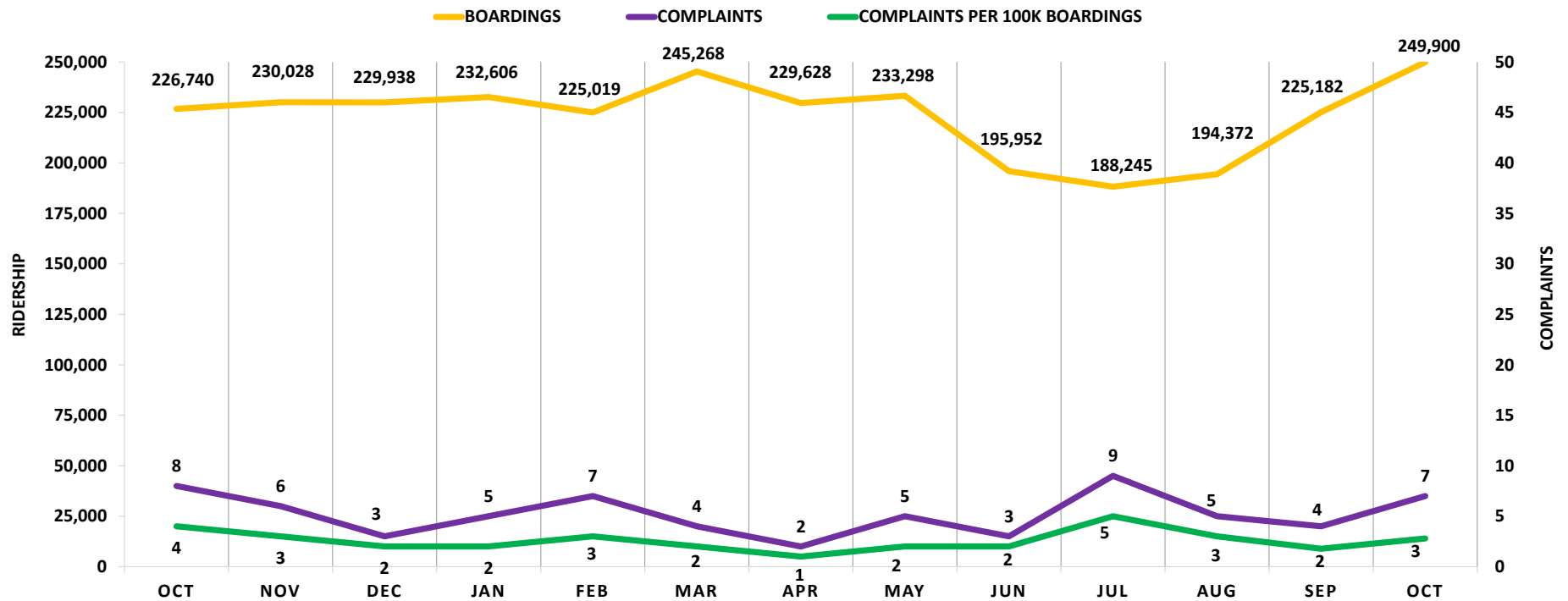
*Number of daily Fixed Route operator absence occurrences by day of the week and total number of operators needed for daily service. Absences include Unplanned/Unscheduled Sick Calls, Intermittent FMLA & Miss-Outs.

Daily Operator Absences vs Daily Operators Needed November 2025



*Number of daily Fixed Route operator absence occurrences by day of the week and total number of operators needed for daily service. Absences include Unplanned/Unscheduled Sick Calls, Intermittent FMLA & Miss-Outs.

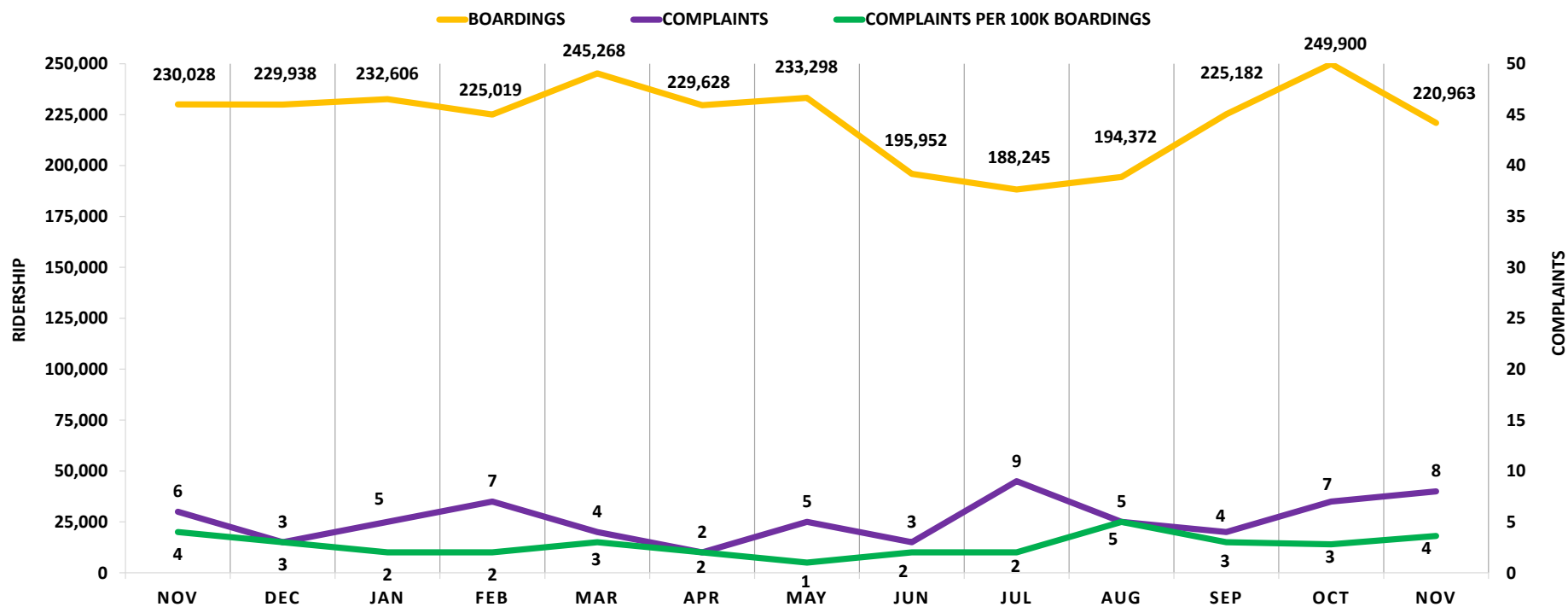
Fixed Route Customer Complaints October 2024 to October 2025



This chart represents the number of boardings and total valid complaints, as well as the number of valid complaints per 100,000 boardings for the fixed route system.

For the month of October, 99.99% of our total boardings did not receive a complaint.

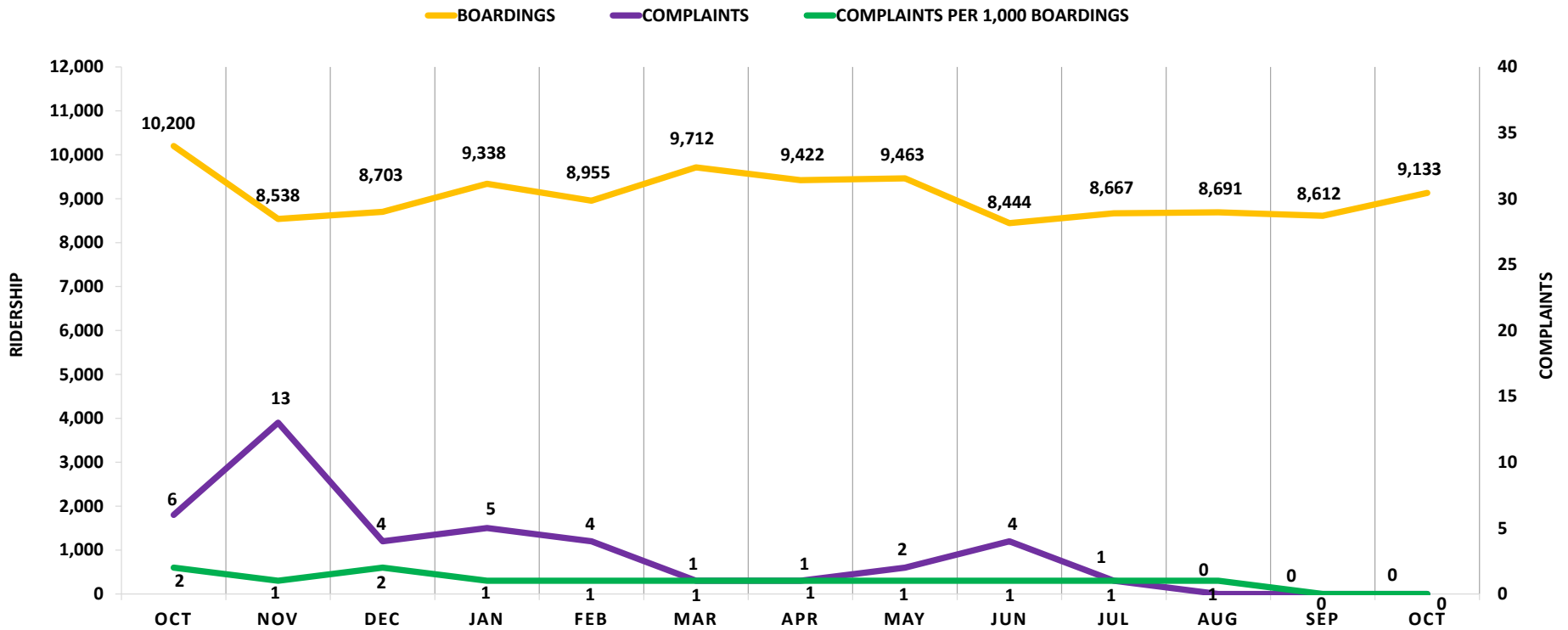
Fixed Route Customer Complaints November 2024 to November 2025



This chart represents the number of boardings and total valid complaints, as well as the number of valid complaints per 100,000 boardings for the fixed route system.

For the month of November, 99.99% of our total boardings did not receive a complaint.

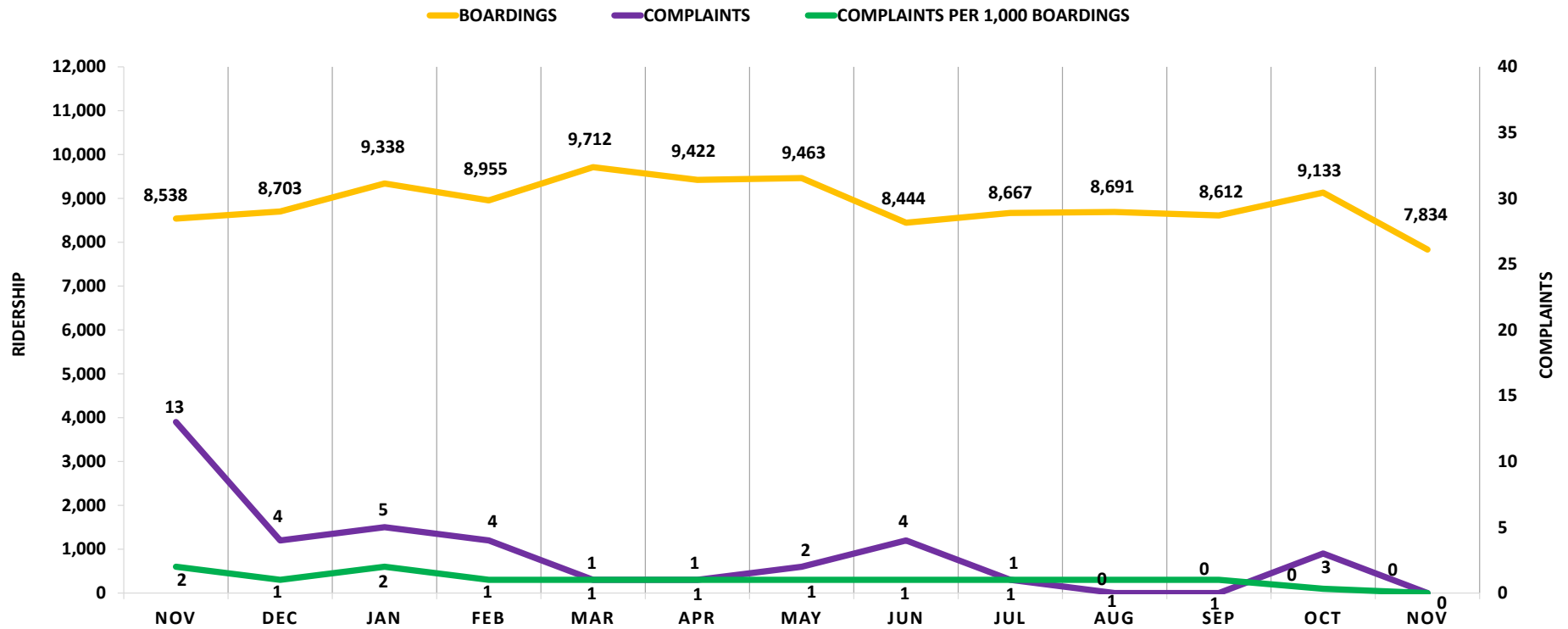
Paratransit Customer Complaints October 2024 to October 2025



This chart represents the total number of boardings and valid complaints, as well as the number of valid complaints per 1,000 boardings for the paratransit service.

For the month of October, 100% of our total boardings did not receive a complaint.

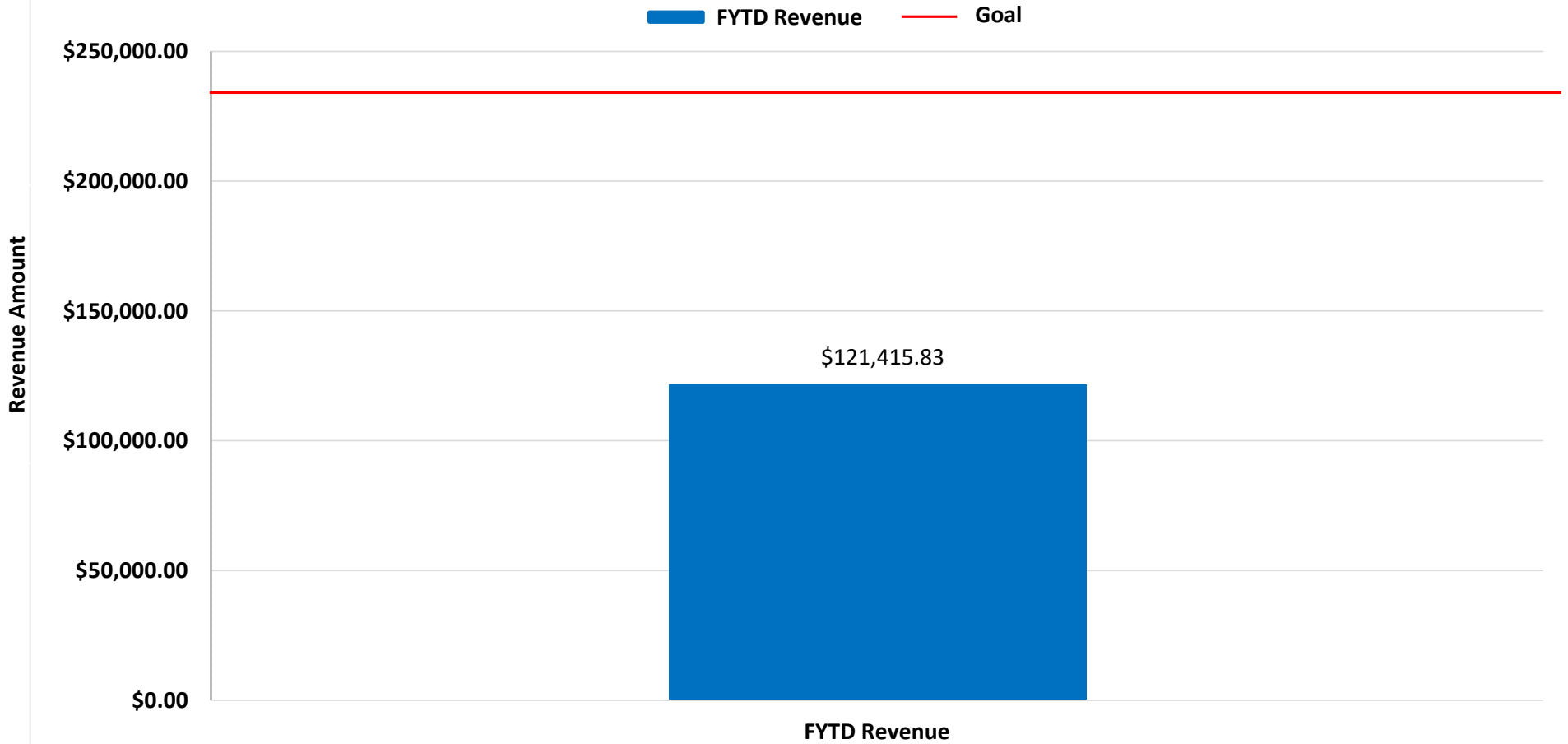
Paratransit Customer Complaints November 2024 to November 2025



This chart represents the total number of boardings and valid complaints, as well as the number of valid complaints per 1,000 boardings for the paratransit service.

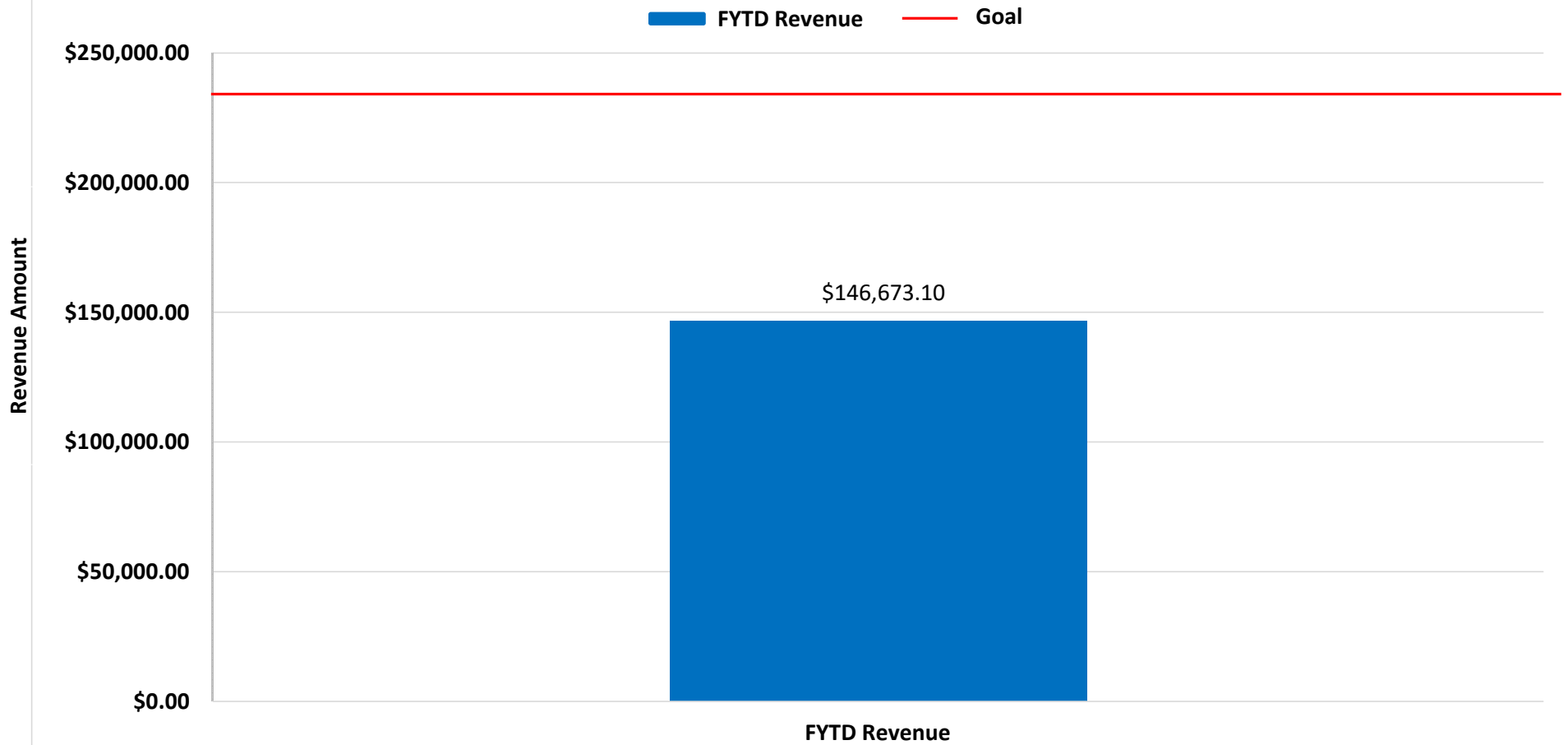
For the month of November, 99.99% of our total boardings did not receive a complaint.

Advertising Revenue FYTD Revenue vs. Yearly Goal October 2025



Advertising revenue tracks revenue earned for bus shelter and bus wrap advertising. The graph tracks FYTD revenue versus our yearly budget. The yearly budget for FY26 is \$240,000 (*advertising revenues follow Finance Department reporting from the previous two (2) months*).

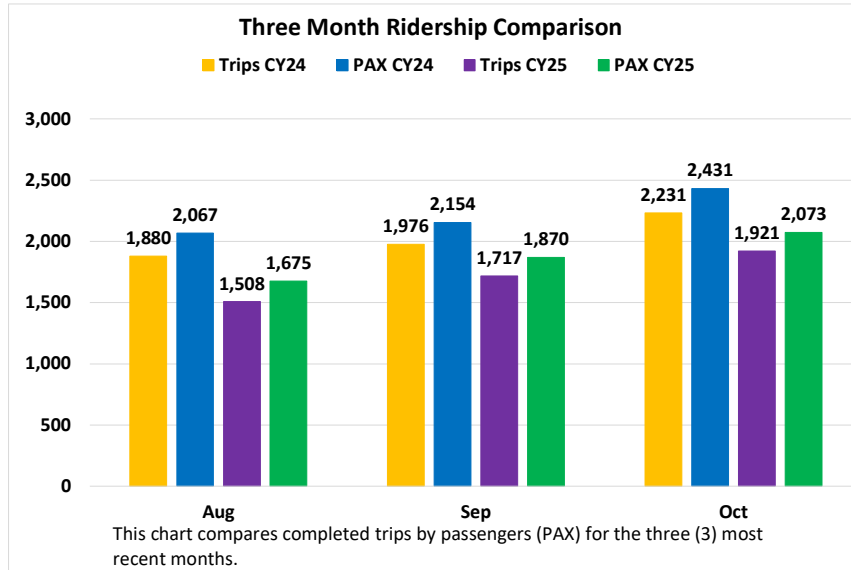
Advertising Revenue FYTD Revenue vs. Yearly Goal November 2025



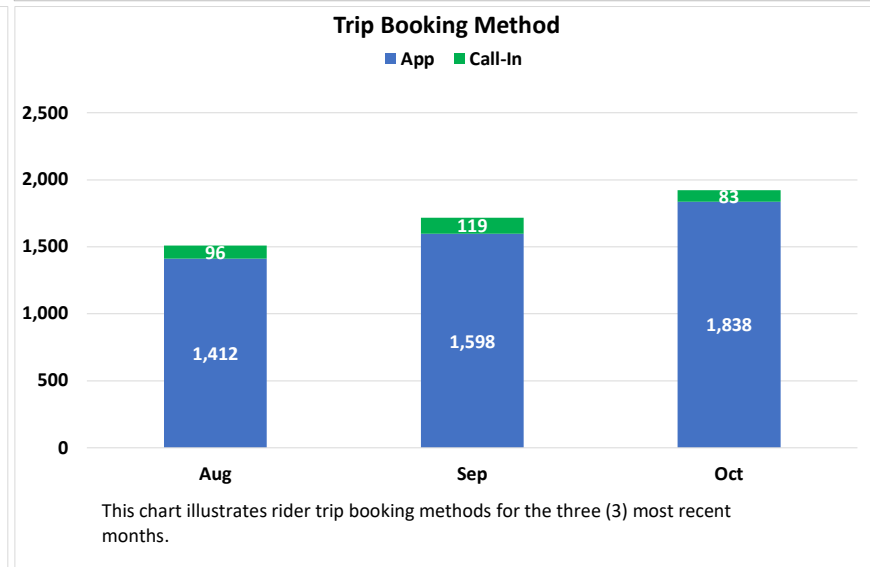
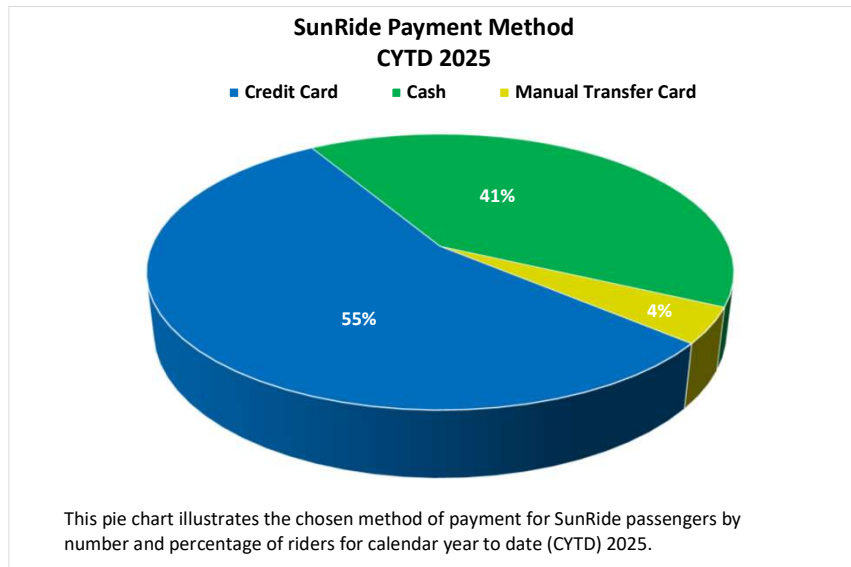
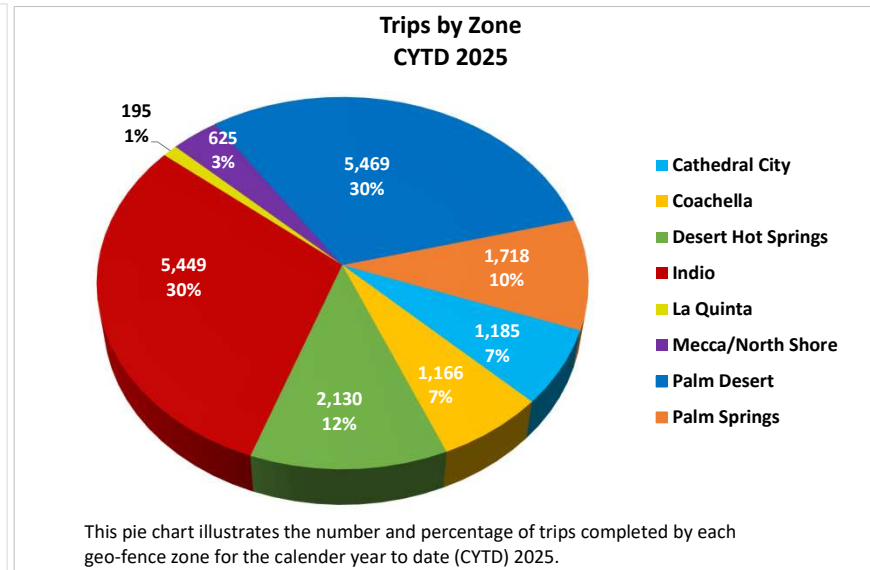
Advertising revenue tracks revenue earned for bus shelter and bus wrap advertising. The graph tracks FYTD revenue versus our yearly budget. The yearly budget for FY26 is \$240,000 (*advertising revenues follow Finance Department reporting from the previous two (2) months*).

SunRide System-Wide Metrics CYTD 2025

Total Completed Trips: 17,937



Total Number of Passengers: 19,416



Passengers Per Vehicle Hour: 2.2

Percentage of Trips System-wide as Ridesharing: 27%.

[Based on No. of Shared Rides for the month (528) divided by Total Trips Completed (1,921).]

Customer Satisfaction Rating

Avg. rider trip rating 4.9
Goal: 4.5

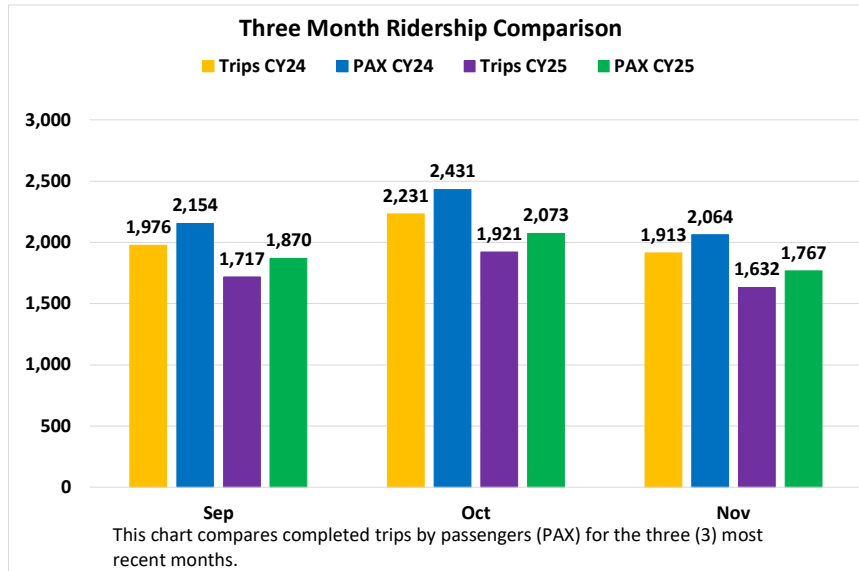


Booking with a Rating:

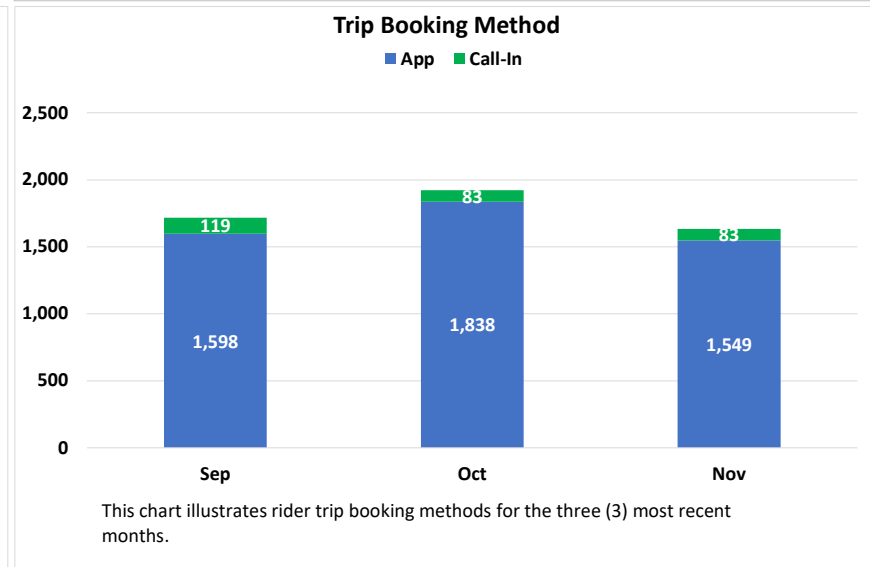
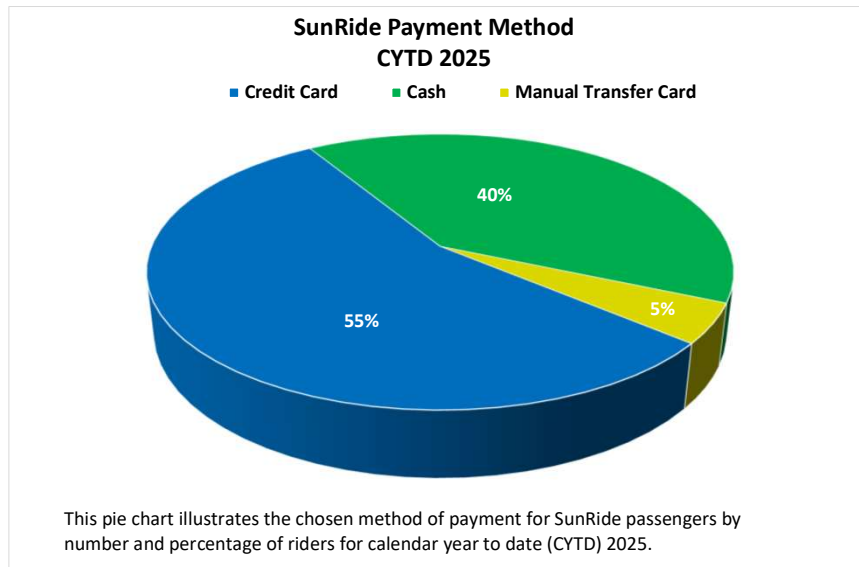
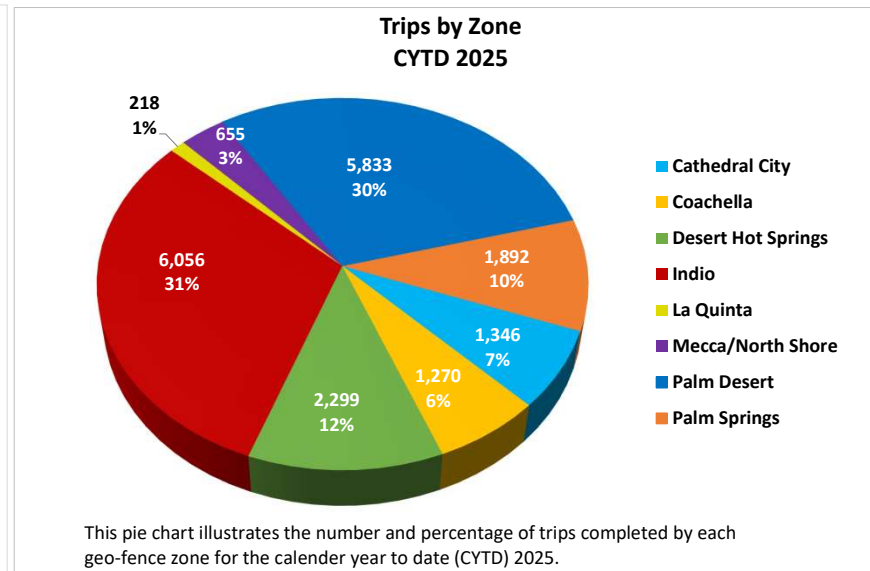
435 (22.6%)

SunRide System-Wide Metrics CYTD 2025

Total Completed Trips: 19,569



Total Number of Passengers: 21,183



Passengers Per Vehicle Hour: 2.2

Percentage of Trips System-wide as Ridesharing: 23%.

[Based on No. of Shared Rides for the month (376) divided by Total Trips Completed (1,632).]

Customer Satisfaction Rating

Avg. rider trip rating 4.9
Goal: 4.5



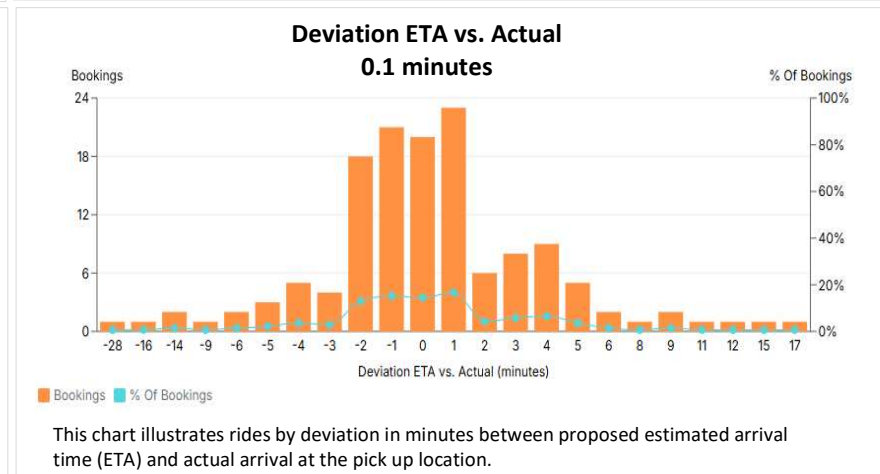
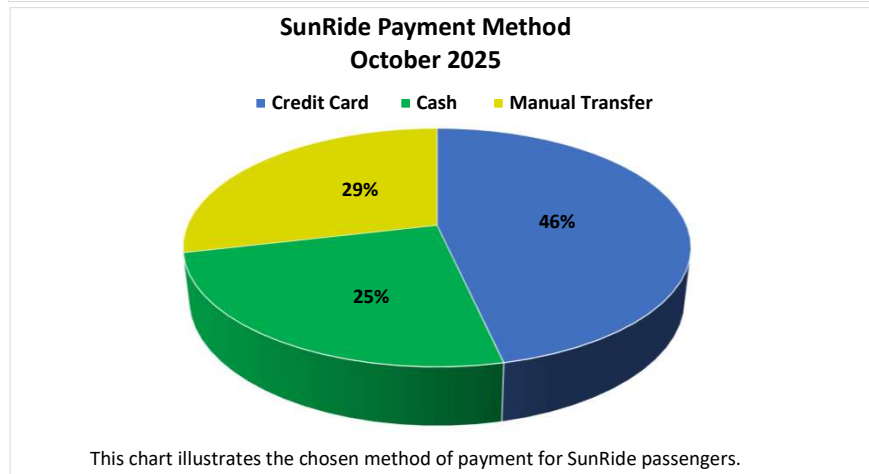
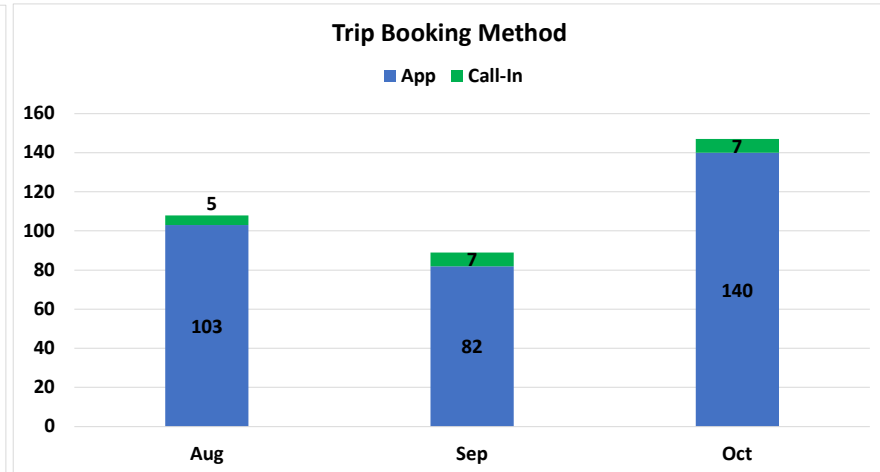
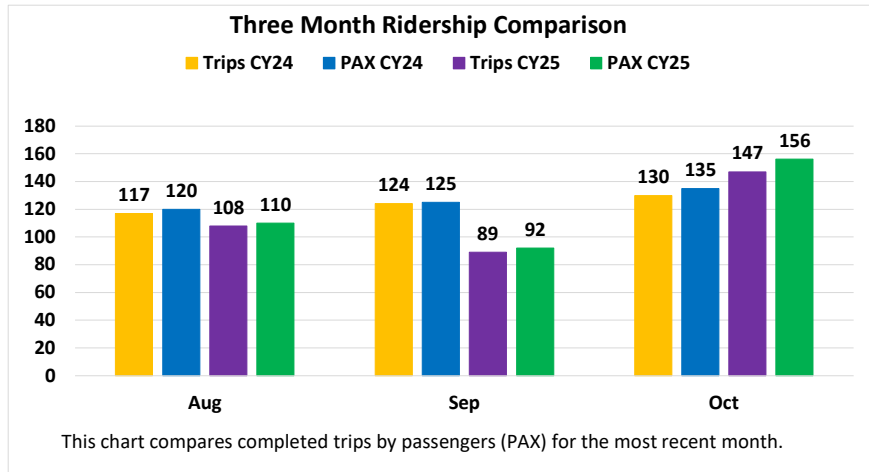
Booking with a Rating:

388 (23.8%)

Cathedral City Geo-Fence Metrics CYTD 2025

Total Completed Trips: 1,185

Total Number of Passengers: 1,245



Passengers Per Vehicle Hour: 1.9

Percentage of Trips as Ridesharing: Eight (8) percent.

[Based on No. of Shared Rides for the month (12) divided by Total Trips Completed (147).]

Customer Satisfaction Rating

Avg. rider trip rating 4.9

Goal: 4.5



EXCEEDS GOAL

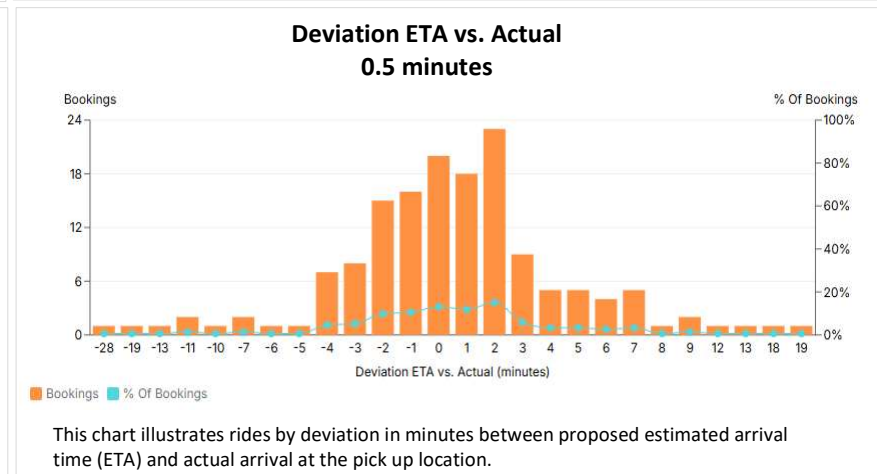
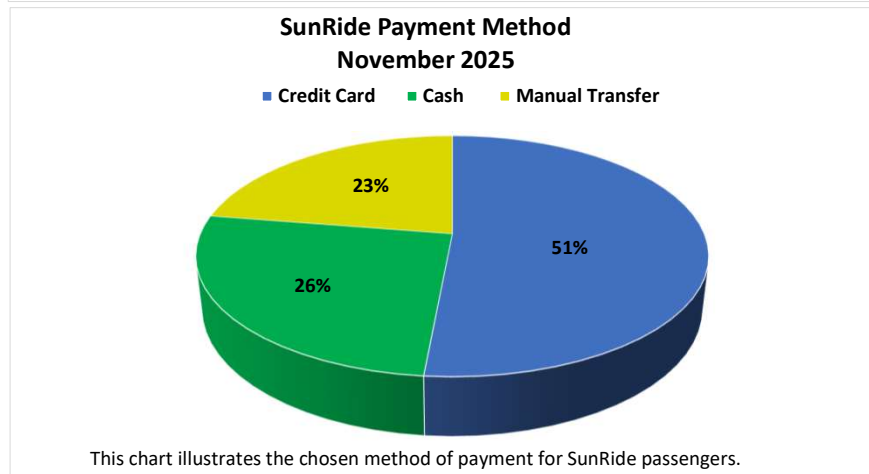
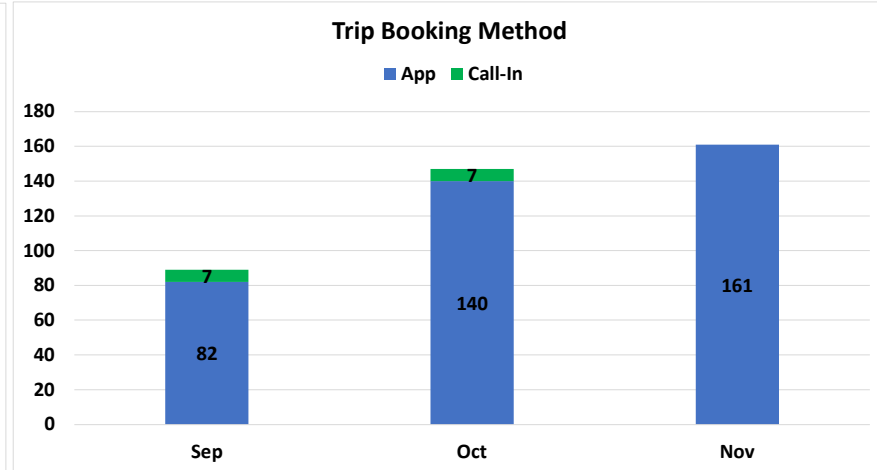
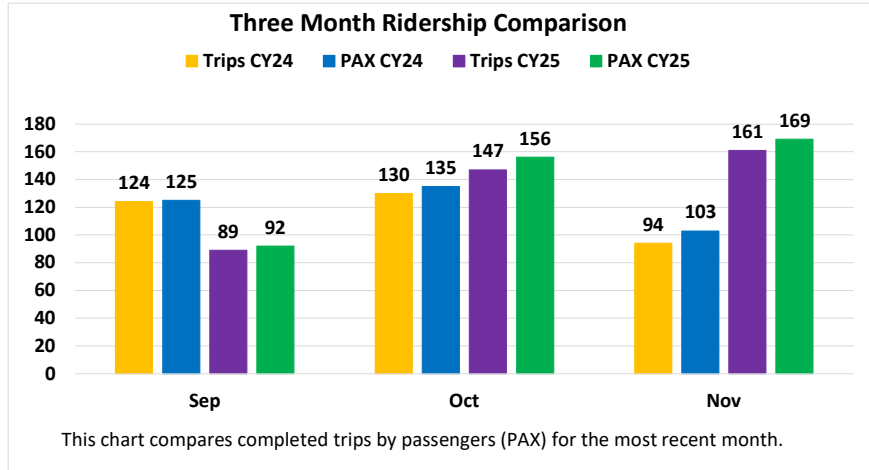
Booking with a Rating:

33 (22.4%)

Cathedral City Geo-Fence Metrics CYTD 2025

Total Completed Trips: 1,346

Total Number of Passengers: 1,414



Passengers Per Vehicle Hour: 1.9

Percentage of Trips as Ridesharing: Four (4) percent.

[Based on No. of Shared Rides for the month (6) divided by Total Trips Completed (161).]

Customer Satisfaction Rating

Avg. rider trip rating 4.9

Goal: 4.5



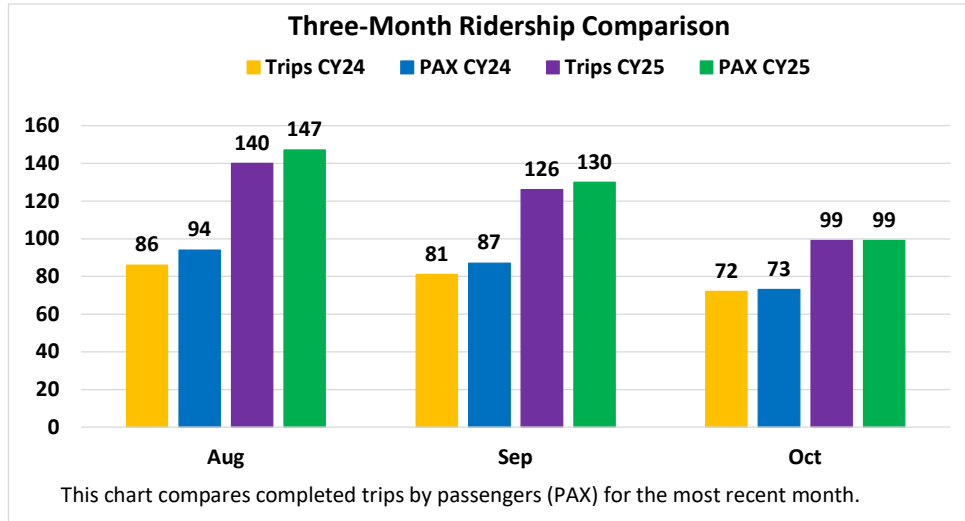
EXCEEDS GOAL

Booking with a Rating:

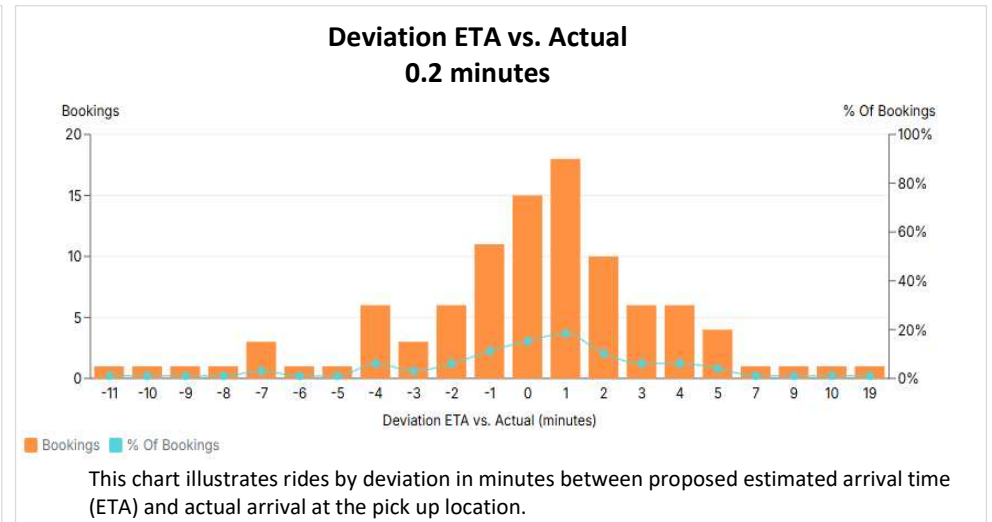
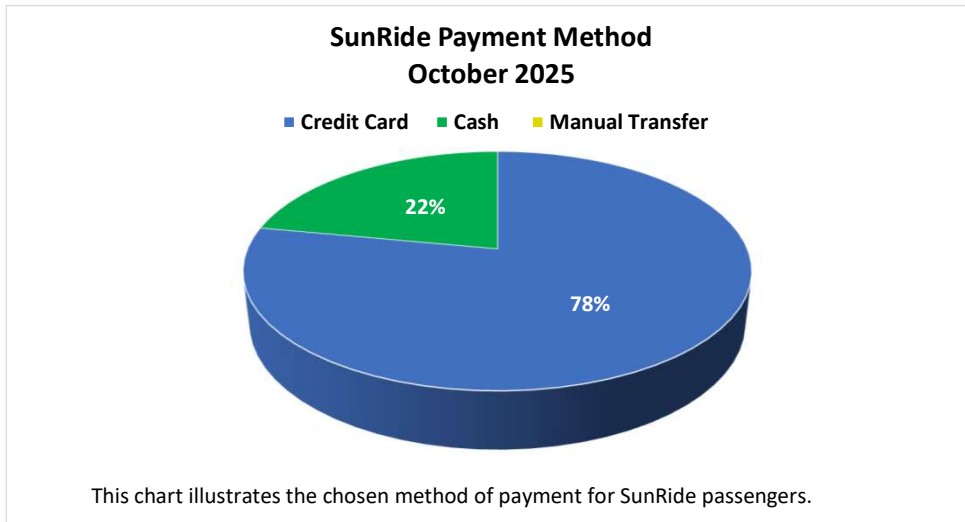
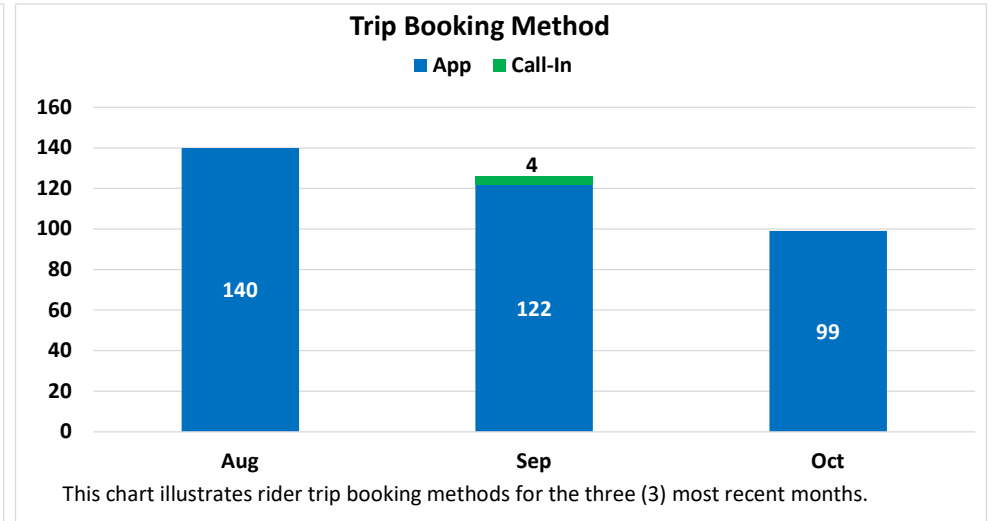
33 (20.5%)

Coachella Geo-Fence Metrics CYTD 2025

Total Completed Trips: 1,166



Total Number of Passengers: 1,241



Passengers Per Vehicle Hour: 1.8

Percentage of Trips as Ridesharing: Four (4) percent.

[Based on No. of Shared Rides for the month (4) divided by Total Trips Completed (99).]

Customer Satisfaction Rating

Avg. rider trip rating: 5.0

Goal: 4.5



EXCEEDS GOAL!

Booking with a Rating:

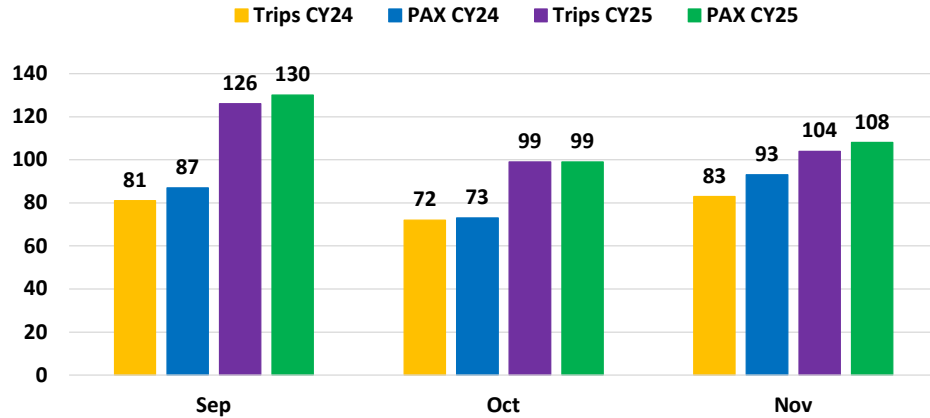
35 (35.4%)

Coachella Geo-Fence Metrics CYTD 2025

Total Completed Trips: 1,270

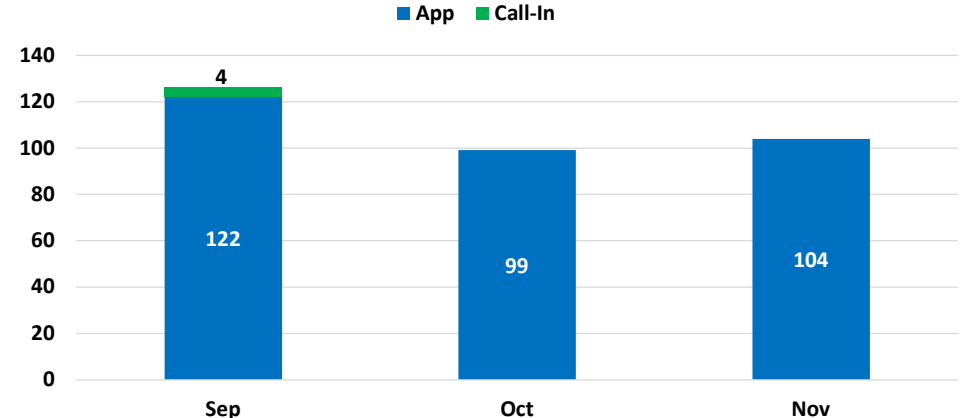
Total Number of Passengers: 1,349

Three-Month Ridership Comparison



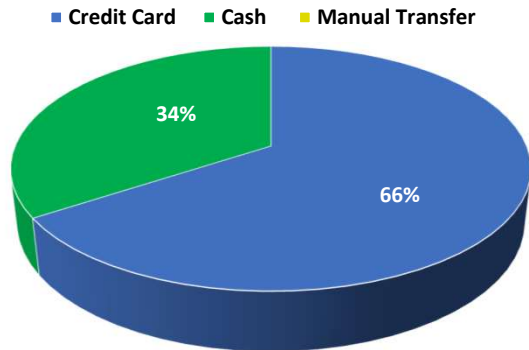
This chart compares completed trips by passengers (PAX) for the most recent month.

Trip Booking Method



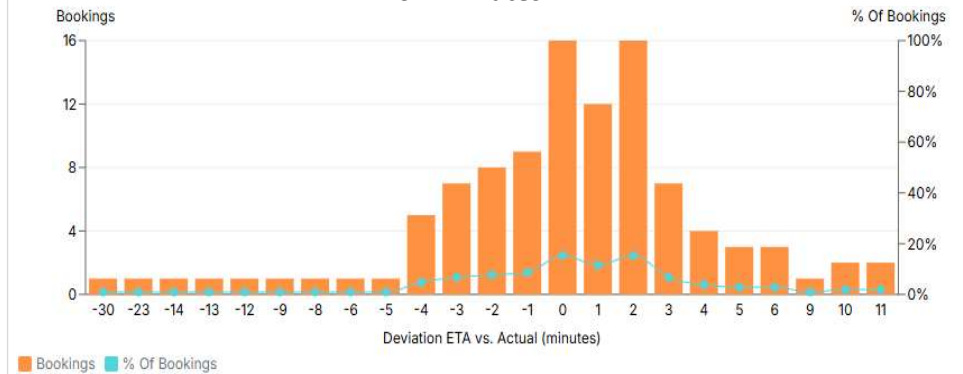
This chart illustrates rider trip booking methods for the three (3) most recent months.

**SunRide Payment Method
November 2025**



This chart illustrates the chosen method of payment for SunRide passengers.

**Deviation ETA vs. Actual
0.4 minutes**



This chart illustrates rides by deviation in minutes between proposed estimated arrival time (ETA) and actual arrival at the pick up location.



Passengers Per Vehicle Hour: 2.3

Percentage of Trips as Ridesharing: Six (6) percent.

[Based on No. of Shared Rides for the month (6) divided by Total Trips Completed (104).]

Customer Satisfaction Rating

Avg. rider trip rating: 5.0

Goal: 4.5



EXCEEDS GOAL!

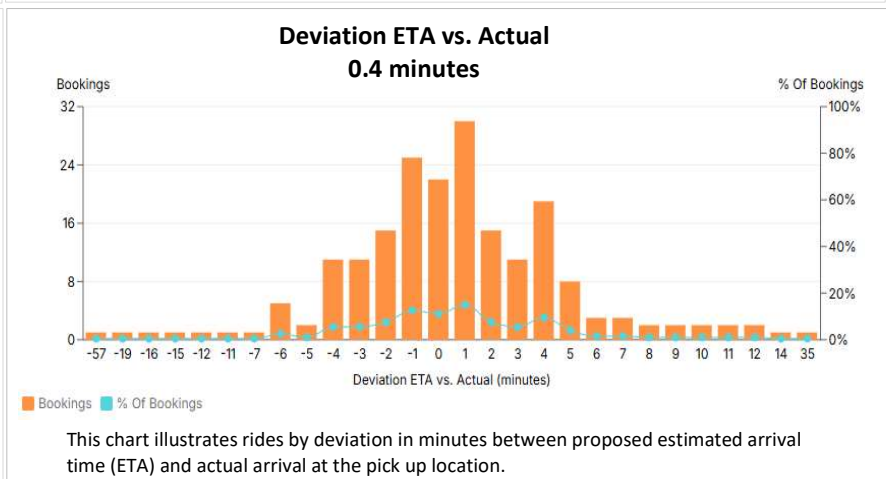
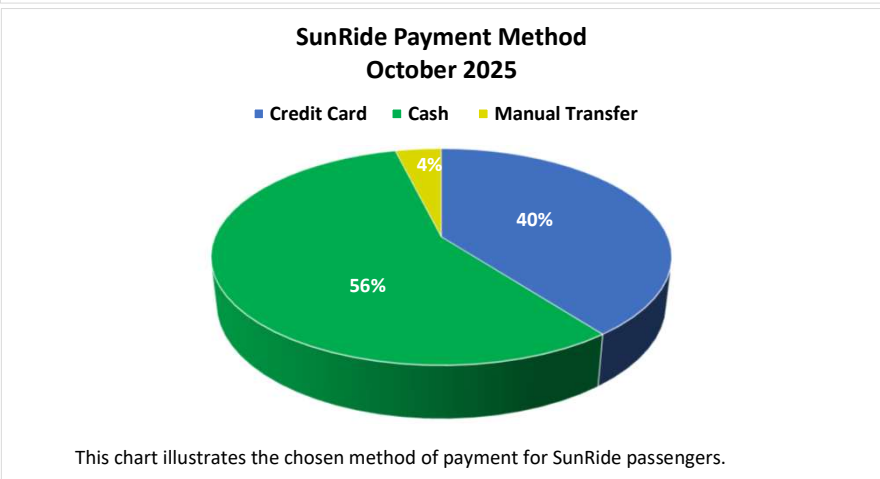
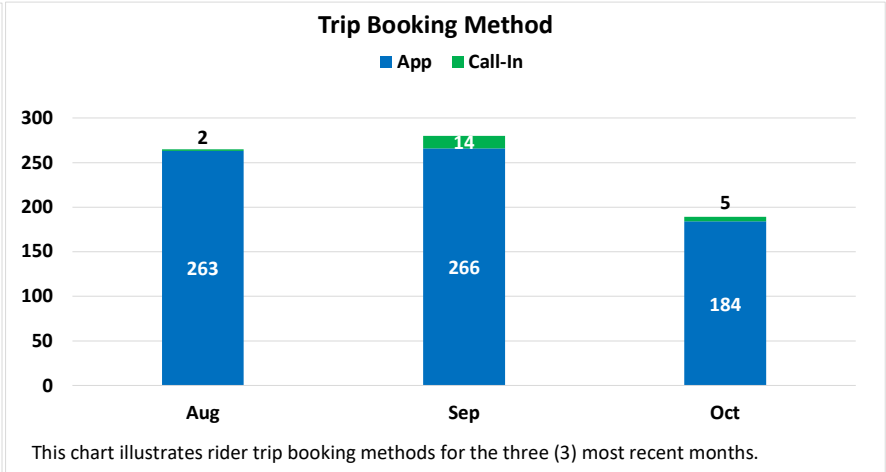
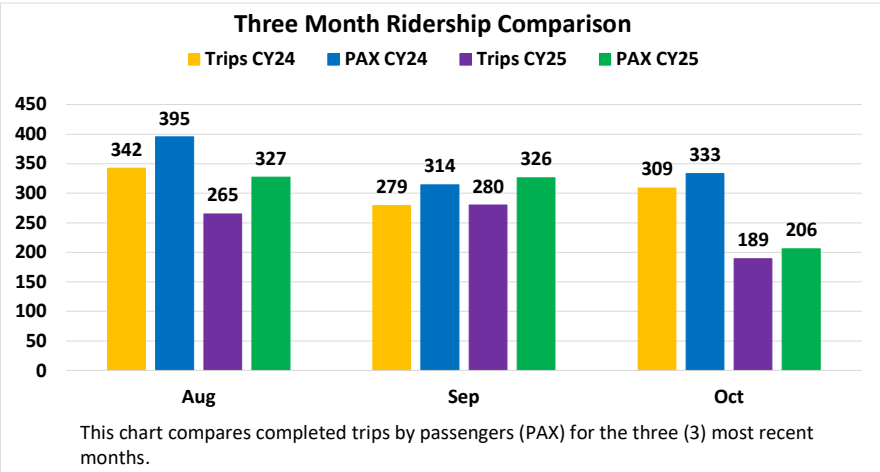
Booking with a Rating:

28 (26.9%)

Desert Hot Springs/Desert Edge Geo-Fence Metrics
CYTD 2025

Total Completed Trips: 2,130

Total Number of Passengers: 2,327



Passengers Per Vehicle Hour: 1.8

Percentage of Trips as Ridesharing: 19 percent.

[Based on No. of Shared Rides for the month (35) divided by Total Trips Completed

Customer Satisfaction Rating

Avg. rider trip rating 5.0

Goal: 4.5



EXCEEDS GOAL

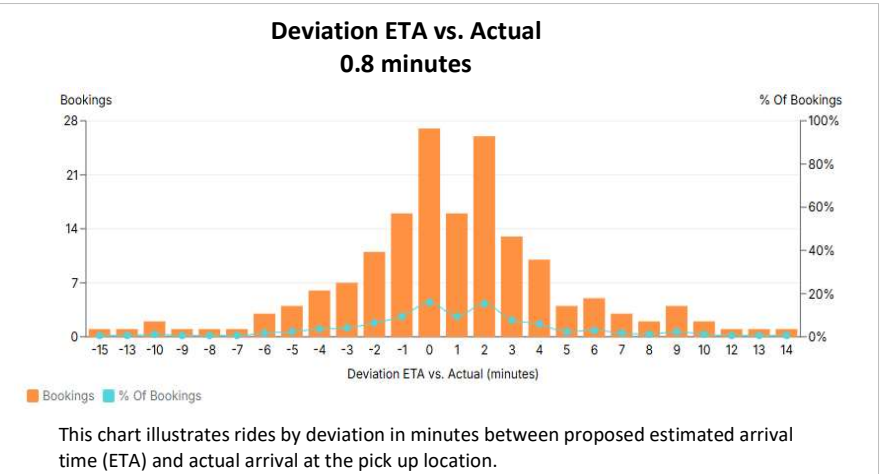
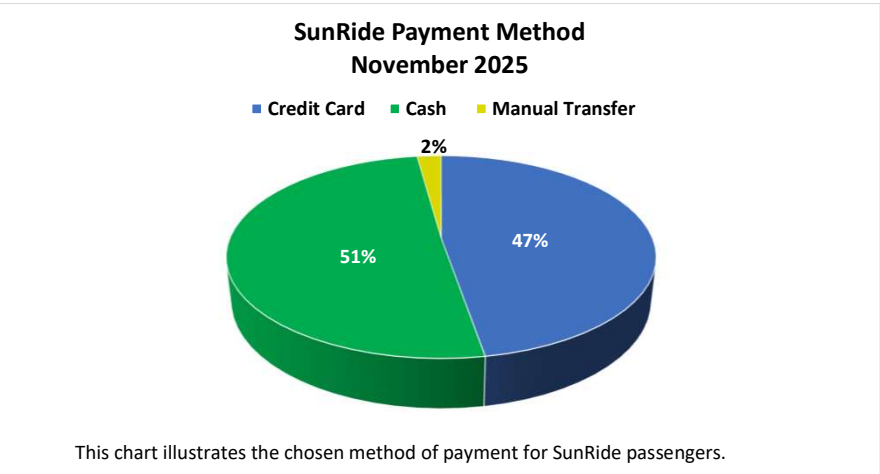
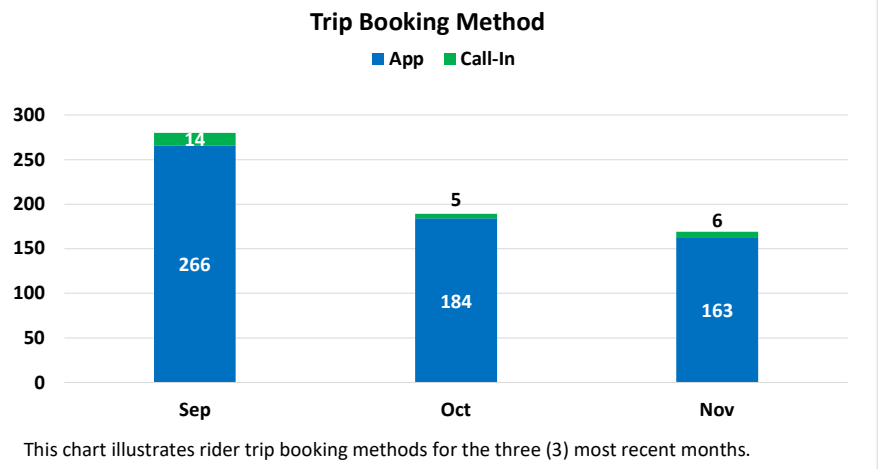
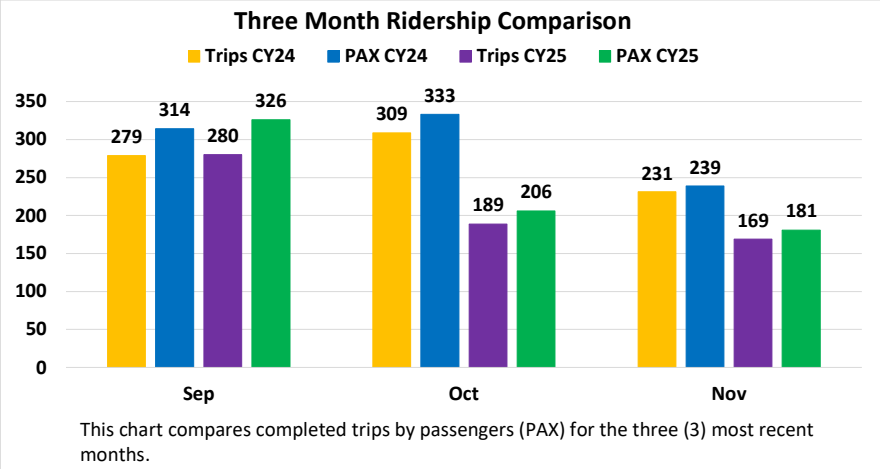
Booking with a Rating:

47 (24.9%)

Desert Hot Springs/Desert Edge Geo-Fence Metrics
CYTD 2025

Total Completed Trips: 2,299

Total Number of Passengers: 2,508



Passengers Per Vehicle Hour: 2.2

Percentage of Trips as Ridesharing: 19 percent.

[Based on No. of Shared Rides for the month (32) divided by Total Trips Completed

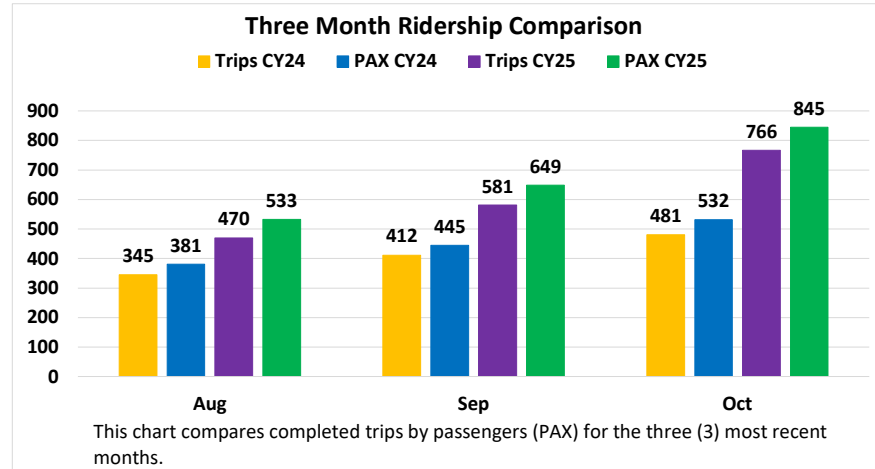
Customer Satisfaction Rating
Avg. rider trip rating 4.9
Goal: 4.5



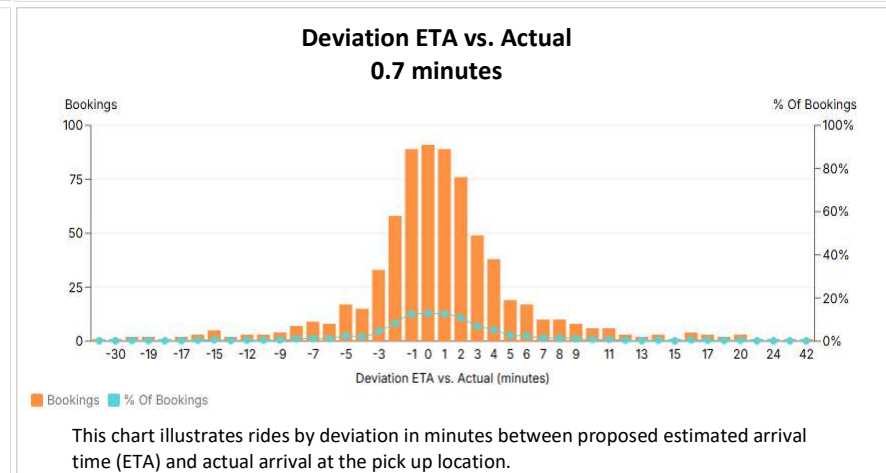
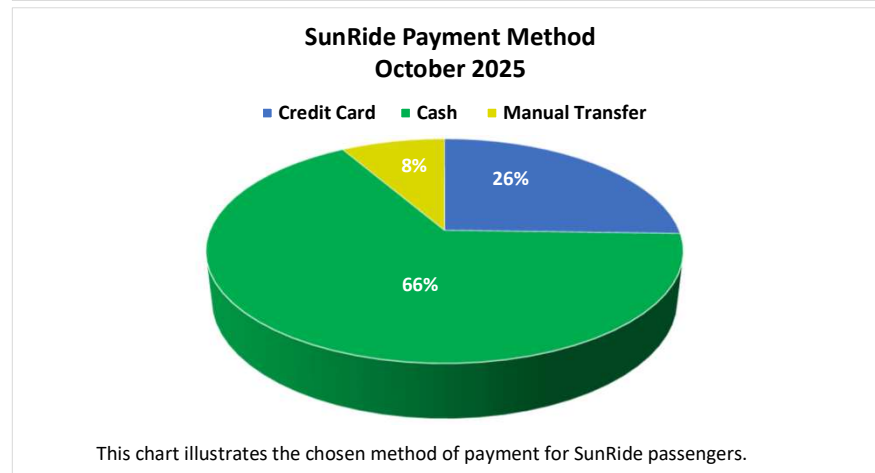
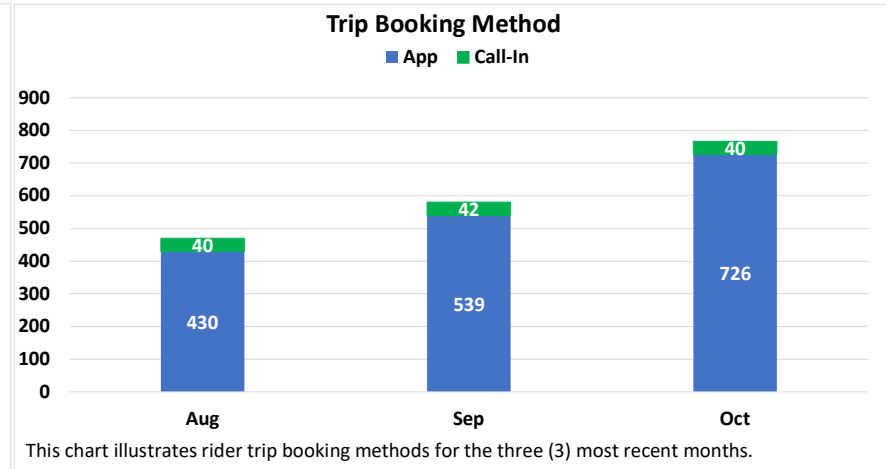
Booking with a Rating:
40 (23.7%)

Indio Geo-Fence Metrics CYTD 2025

Total Completed Trips: 5,449



Total Number of Passengers: 5,970



Passengers Per Vehicle Hour: 2.4

Percentage of Trips as Ridesharing: 44%.

[Based on No. of Shared Rides for the month (330) divided by Total Trips Completed (757).]

Customer Satisfaction Rating

Avg. rider trip rating 4.8

Goal: 4.5



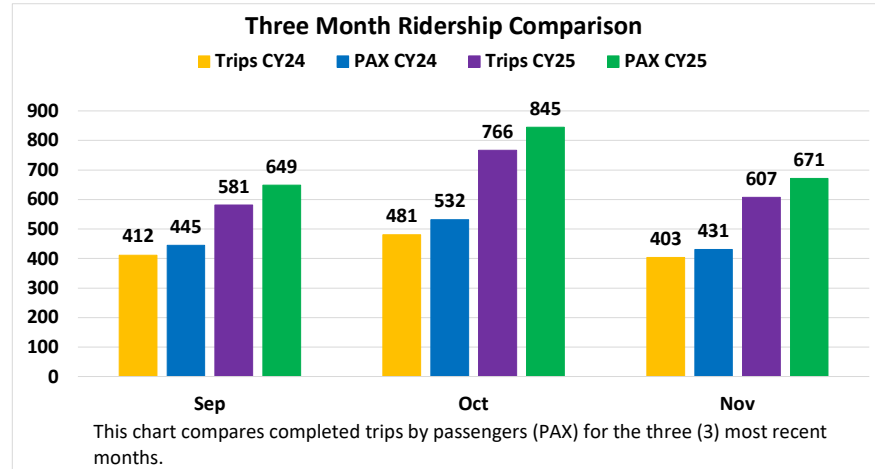
EXCEEDS GOAL

Booking with a Rating:

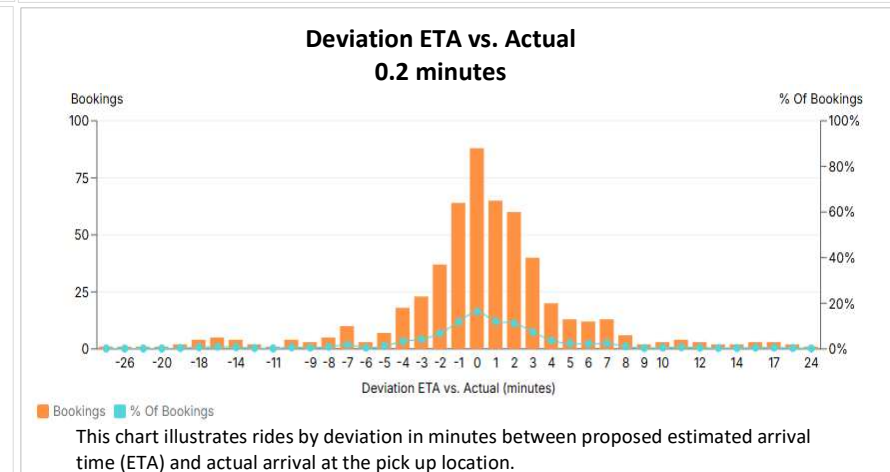
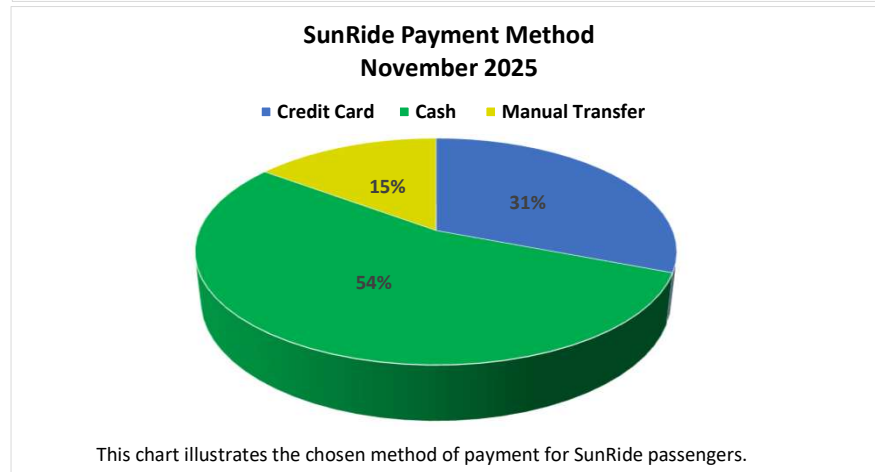
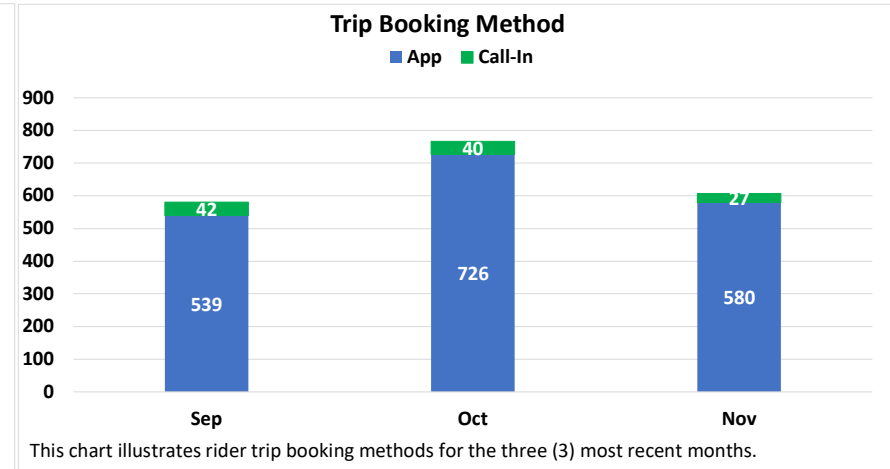
109 (14.2%)

Indio Geo-Fence Metrics CYTD 2025

Total Completed Trips: 6,056



Total Number of Passengers: 6,641



Passengers Per Vehicle Hour: 2.5

Percentage of Trips as Ridesharing: 36%.

[Based on No. of Shared Rides for the month (218) divided by Total Trips Completed (607).]

Customer Satisfaction Rating

Avg. rider trip rating 4.9

Goal: 4.5



EXCEEDS GOAL

Booking with a Rating:

112 (18.5%)

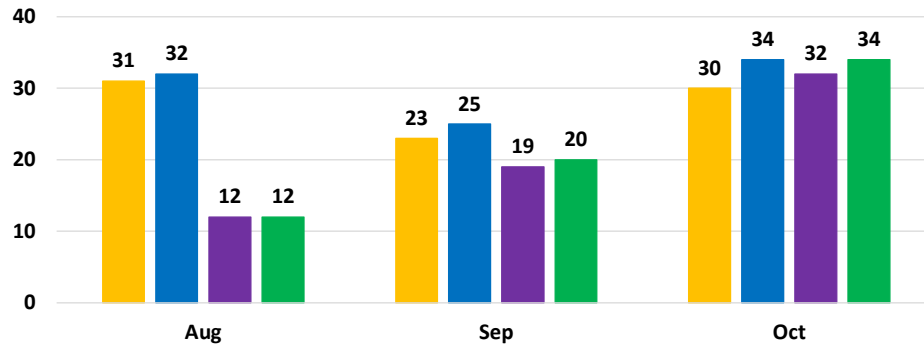
La Quinta Geo-Fence Metrics CYTD 2025

Total Completed Trips: 195

Total Number of Passengers: 202

Three Month Ridership Comparison

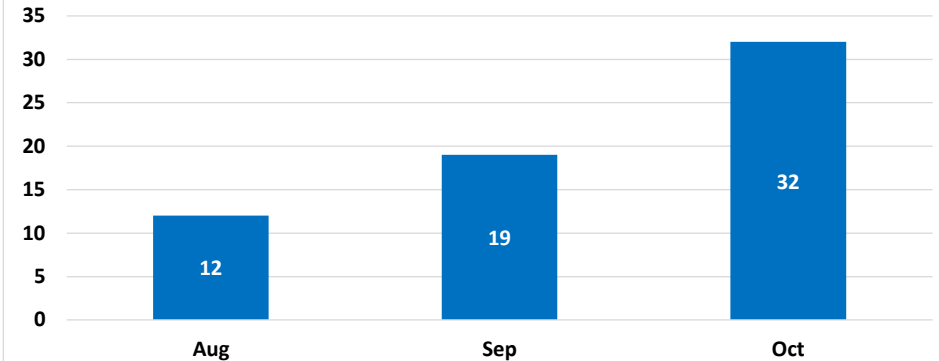
Trips CY24 PAX CY24 Trips CY25 PAX CY25



This chart compares completed trips by passengers (PAX) for the three (3) most recent months.

Trip Booking Method

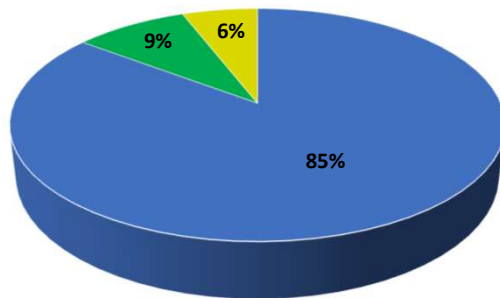
App Call-In



This chart illustrates rider trip booking methods for the month.

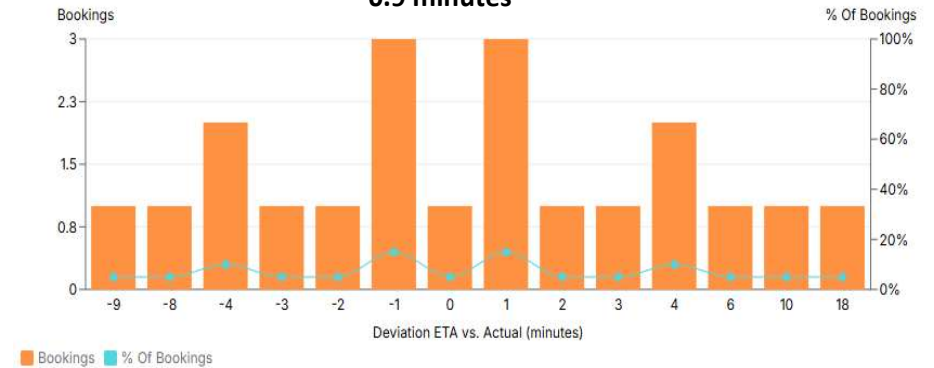
**SunRide Payment Method
October 2025**

Credit Card Cash Manual Transfer



This chart illustrates the chosen method of payment for SunRide passengers.

**Deviation ETA vs. Actual
0.9 minutes**



This chart illustrates rides by deviation in minutes between proposed estimated arrival time (ETA) and actual arrival at the pick up location.



Passengers Per Vehicle Hour: 2.0

Percentage of Trips as Ridesharing: Six (6) percent.

[Based on No. of Shared Rides for the month (2) divided by Total Trips Completed (32).]

Customer Satisfaction Rating

Avg. rider trip rating: 4.9

Goal: 4.5



Booking with a Rating:

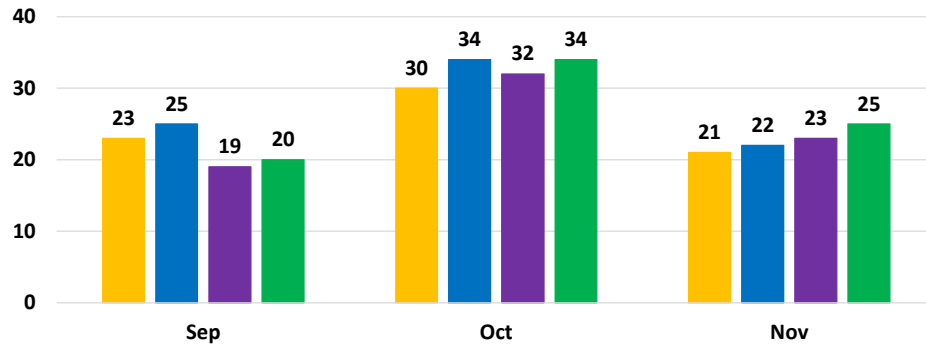
11 (34.4%)

La Quinta Geo-Fence Metrics CYTD 2025

Total Completed Trips: 218

Three Month Ridership Comparison

Trips CY24 PAX CY24 Trips CY25 PAX CY25

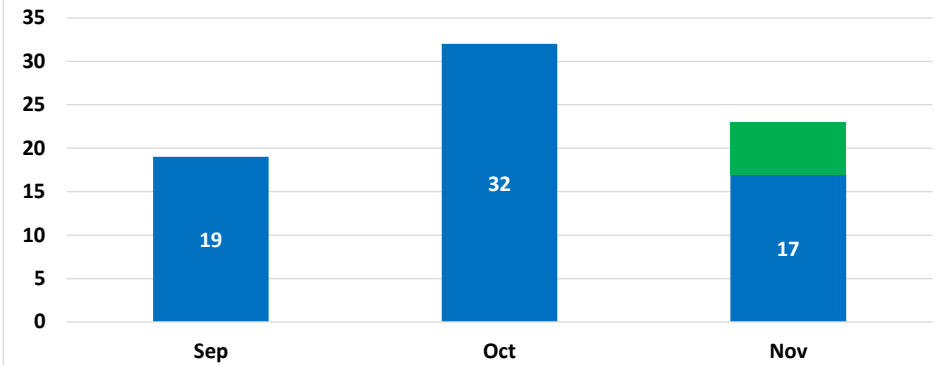


This chart compares completed trips by passengers (PAX) for the three (3) most recent months.

Total Number of Passengers: 227

Trip Booking Method

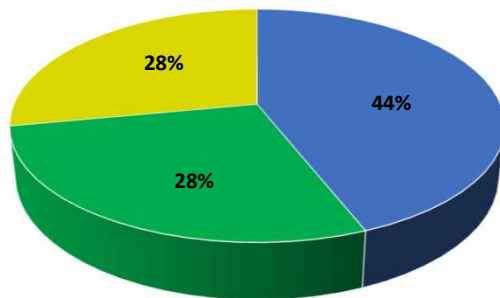
App Call-In



This chart illustrates rider trip booking methods for the month.

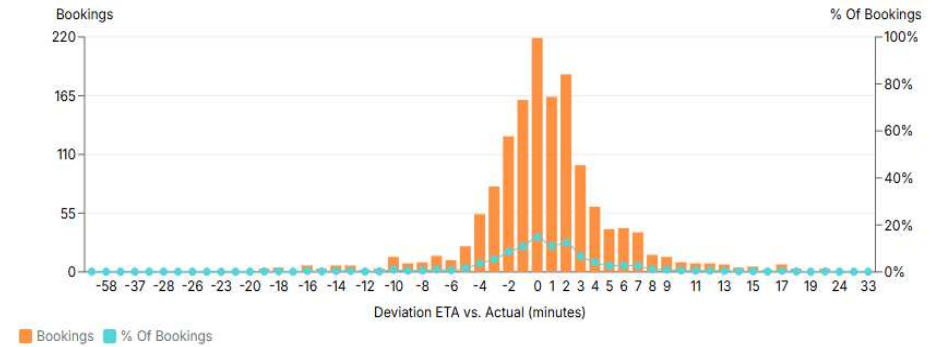
**SunRide Payment Method
November 2025**

Credit Card Cash Manual Transfer



This chart illustrates the chosen method of payment for SunRide passengers.

**Deviation ETA vs. Actual
0.4 minutes**



This chart illustrates rides by deviation in minutes between proposed estimated arrival time (ETA) and actual arrival at the pick up location.



Passengers Per Vehicle Hour: 2.0

Percentage of Trips as Ridesharing: 17%.

[Based on No. of Shared Rides for the month (4) divided by Total Trips Completed (23).

Customer Satisfaction Rating

Avg. rider trip rating: 5.0

Goal: 4.5



Booking with a Rating:

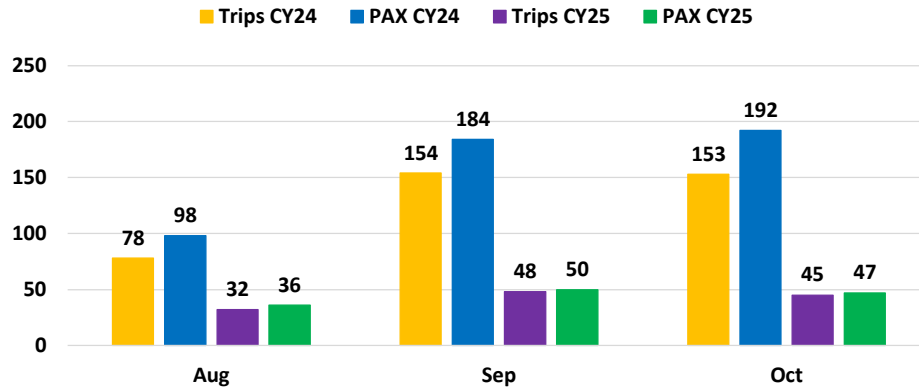
3 (13%)

Mecca/North Shore Geo-Fence Metrics CYTD 2025

Total Completed Trips: 625

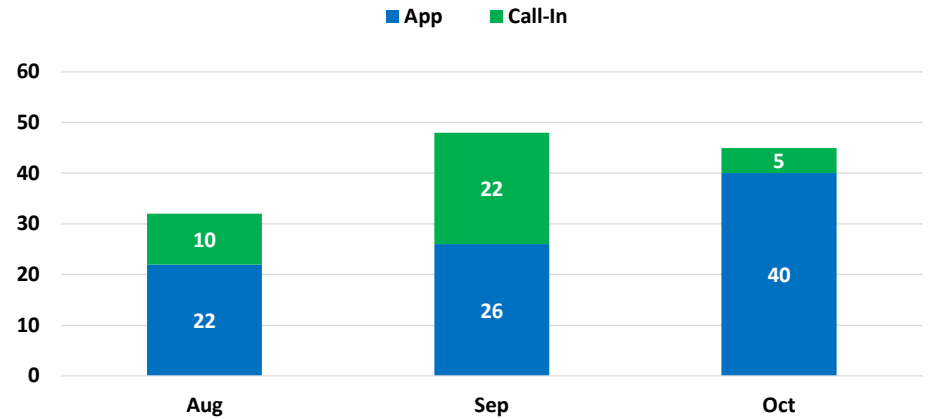
Total Number of Passengers: 745

Three Month Ridership Comparison



This chart compares completed trips by passengers (PAX) for the three (3) most recent months.

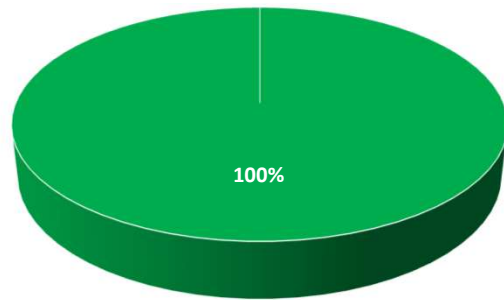
Trip Booking Method



This chart illustrates rider trip booking methods for the three (3) most recent months.

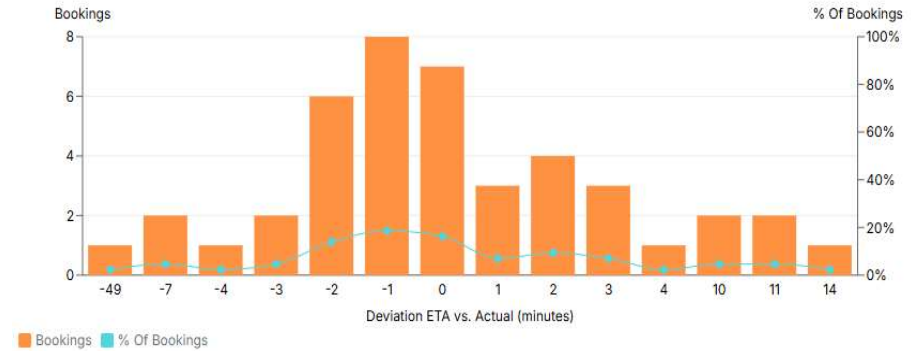
SunRide Payment Method October 2025

■ Credit Card ■ Cash ■ Manual Transfer



This chart illustrates the chosen method of payment for SunRide passengers.

Deviation ETA vs. Actual -0.3 minutes



This chart illustrates rides by deviation in minutes between proposed estimated arrival time (ETA) and actual arrival at the pick up location.



Passengers Per Vehicle Hour: 2.5

Percentage of Trips as Ridesharing: Zero (0) percent.

[Based on No. of Shared Rides for the month (0) divided by Total Trips Completed (48).]

Customer Satisfaction Rating

Avg. rider trip rating: 5.0

Goal: 4.5



Exceeds Goal

Booking with a Rating:

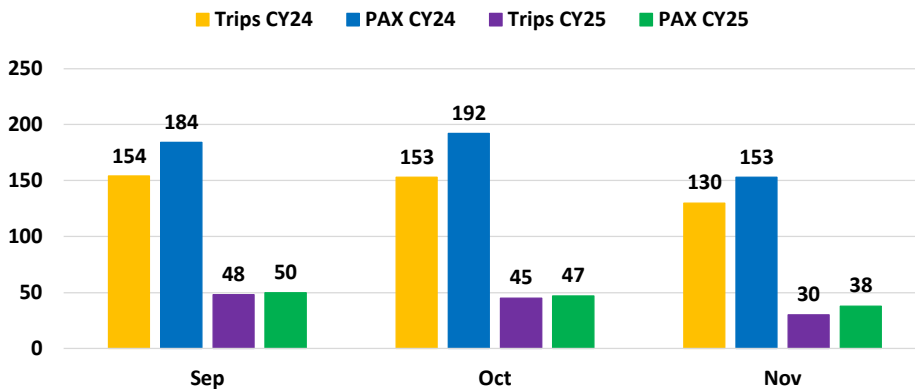
Three (3) (6.7%)

Mecca/North Shore Geo-Fence Metrics CYTD 2025

Total Completed Trips: 655

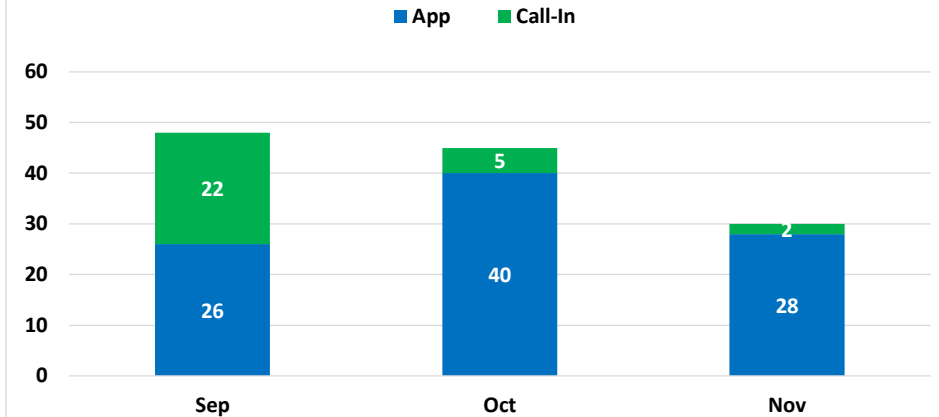
Total Number of Passengers: 783

Three Month Ridership Comparison



This chart compares completed trips by passengers (PAX) for the three (3) most recent months.

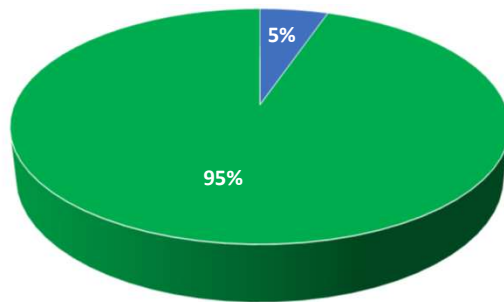
Trip Booking Method



This chart illustrates rider trip booking methods for the three (3) most recent months.

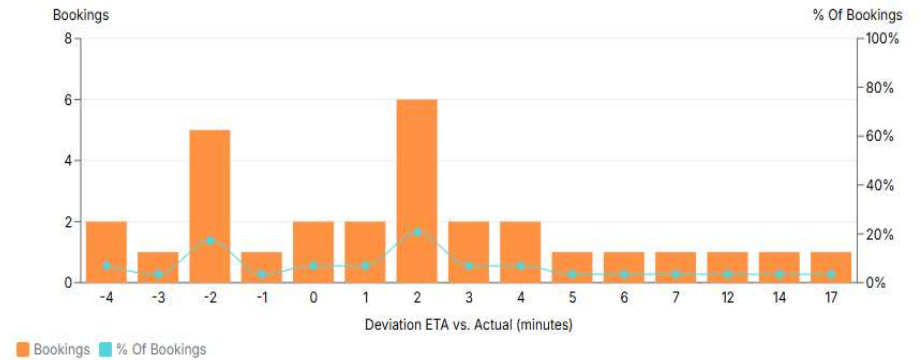
**SunRide Payment Method
November 2025**

■ Credit Card ■ Cash ■ Manual Transfer



This chart illustrates the chosen method of payment for SunRide passengers.

**Deviation ETA vs. Actual
2.4 minutes**



This chart illustrates rides by deviation in minutes between proposed estimated arrival time (ETA) and actual arrival at the pick up location.



Passengers Per Vehicle Hour: 1.6

Percentage of Trips as Ridesharing: 13%.

[Based on No. of Shared Rides for the month (4) divided by Total Trips Completed (30).]

Customer Satisfaction Rating

Avg. rider trip rating: 5.0

Goal: 4.5



Exceeds Goal

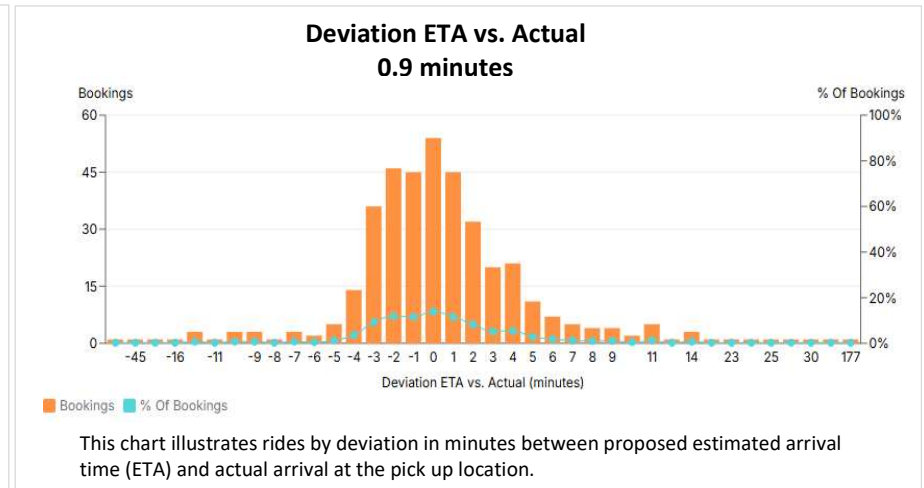
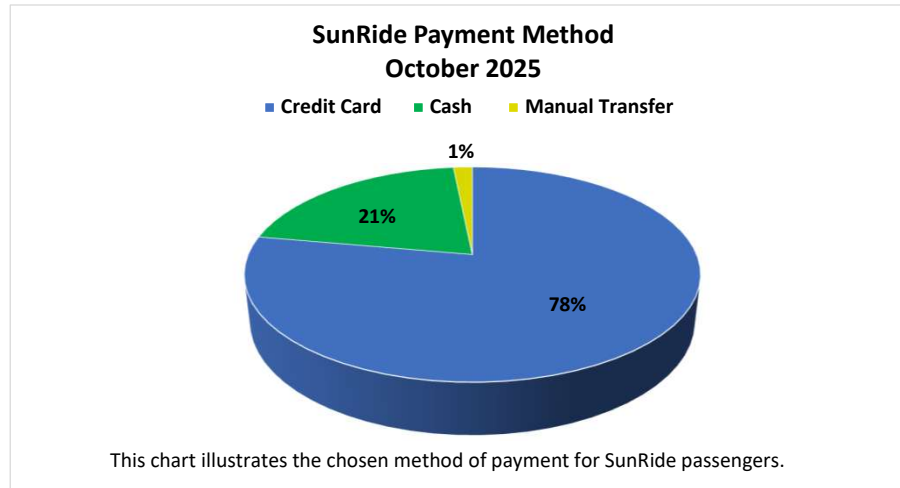
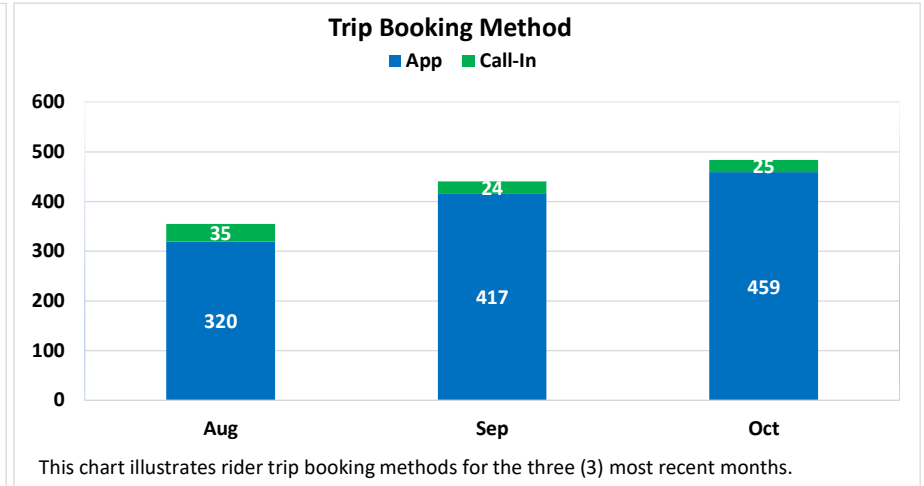
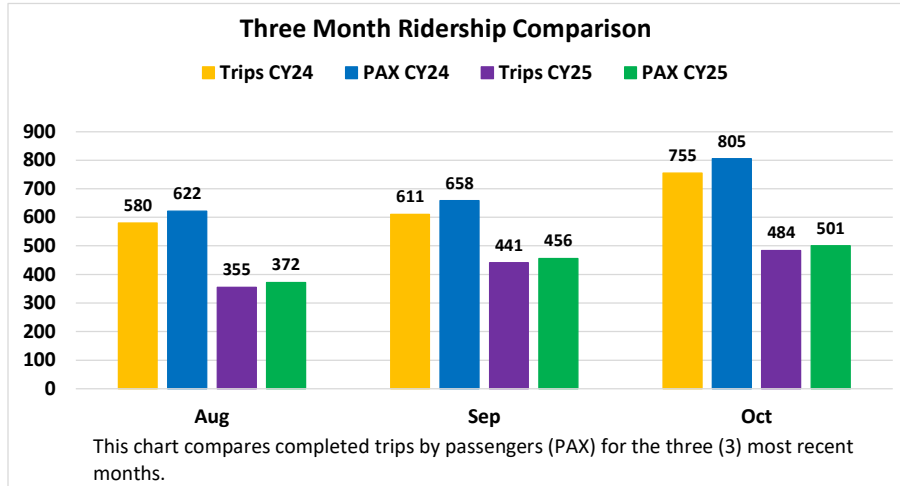
Booking with a Rating:

Five (5) (16.7%)

Palm Desert Geo-Fence Metrics CYTD 2025

Total Completed Trips: 5,469

Total Number of Passengers: 5,767



Passengers Per Vehicle Hour: 2.1

Percentage of Trips as Ridesharing: 26%.

[Based on No. of Shared Rides for the month (125) divided by Total Trips Completed (484).]

Customer Satisfaction Rating

Avg. rider trip rating: 4.9

Goal: 4.5



EXCEEDS GOAL!

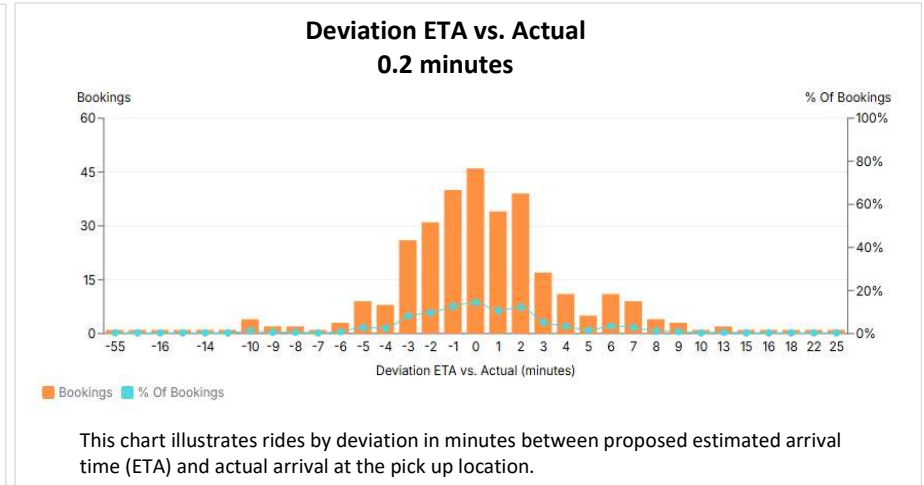
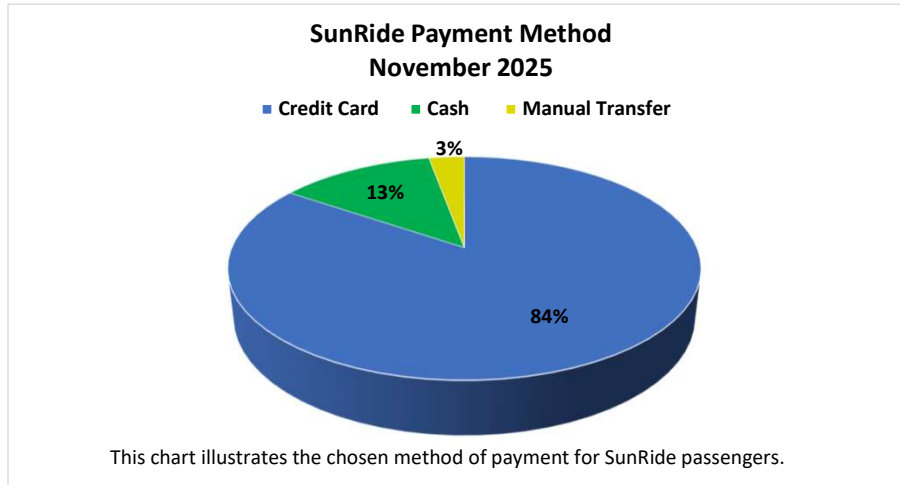
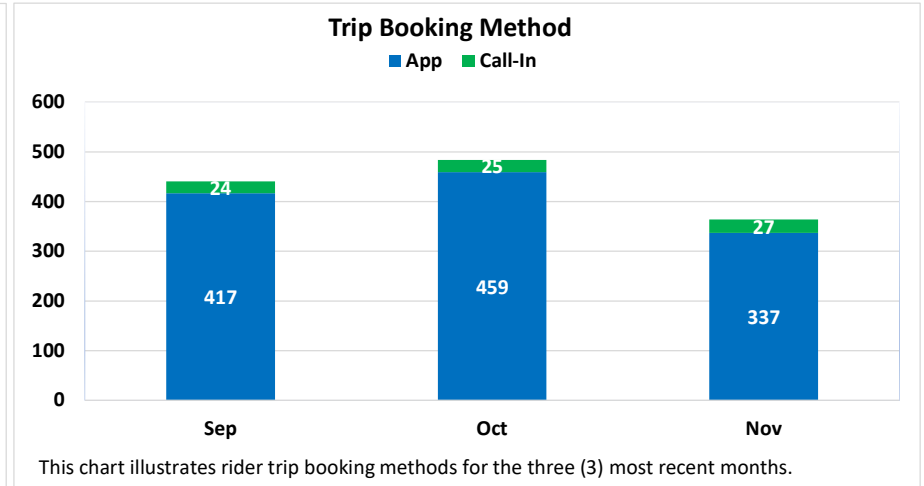
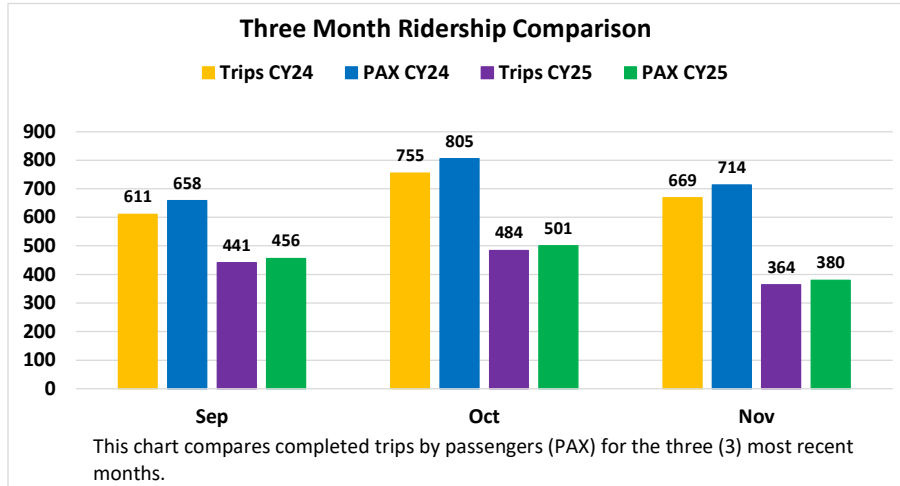
Booking with a Rating:

143 (29.5%)

Palm Desert Geo-Fence Metrics CYTD 2025

Total Completed Trips: 5,833

Total Number of Passengers: 6,147



Passengers Per Vehicle Hour: 2.0

Percentage of Trips as Ridesharing: 21%.

[Based on No. of Shared Rides for the month (78) divided by Total Trips Completed (364).]

Customer Satisfaction Rating

Avg. rider trip rating: 5.0

Goal: 4.5



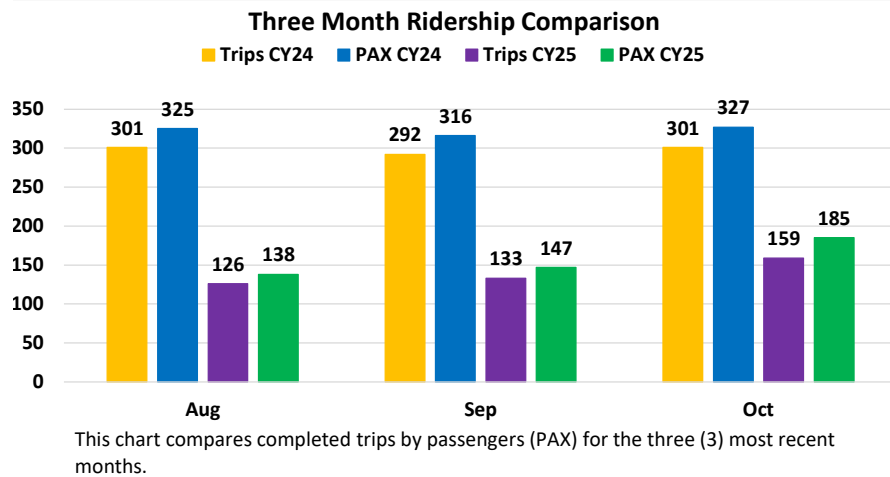
EXCEEDS GOAL!

Booking with a Rating:

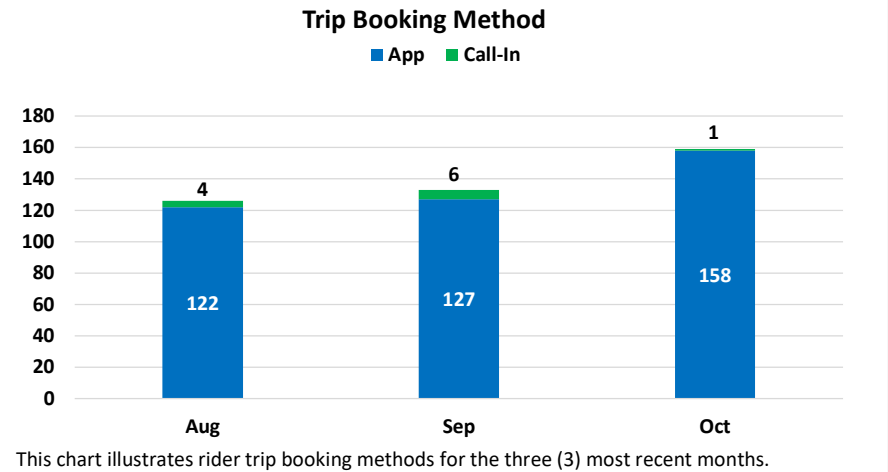
103 (28.3%)

Palm Springs Geo-Fence Metrics CYTD 2025

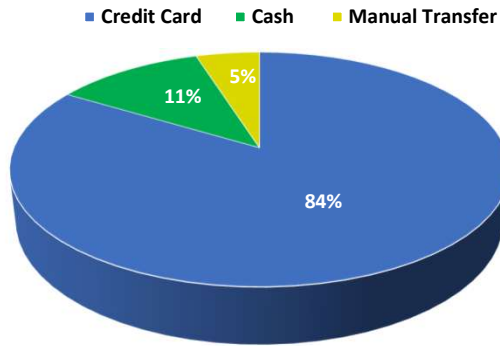
Total Completed Trips: 1,718



Total Number of Passengers: 1,919

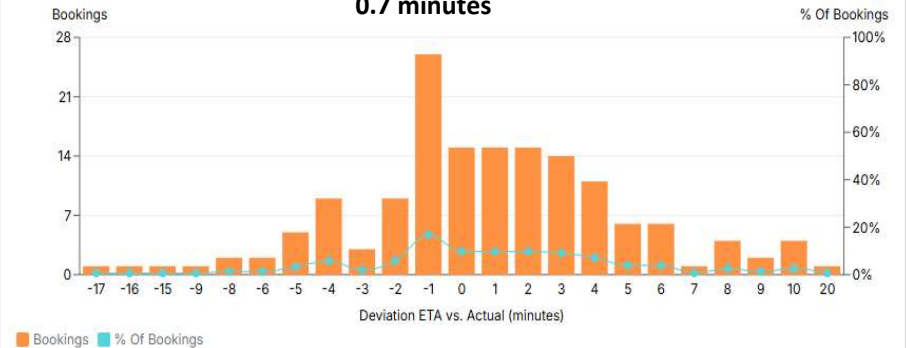


SunRide Payment Method October 2025



This chart illustrates the chosen method of payment for SunRide passengers.

Deviation ETA vs. Actual 0.7 minutes



This chart illustrates rides by deviation in minutes between proposed estimated arrival time (ETA) and actual arrival at the pick up location.



Passengers Per Vehicle Hour: 2.2

Percentage of Trips as Ridesharing: 13%.

[Based on No. of Shared Rides for the month (20) divided by Total Trips Completed (159).]

Customer Satisfaction Rating

Avg. rider trip rating 5.0

Goal: 4.5



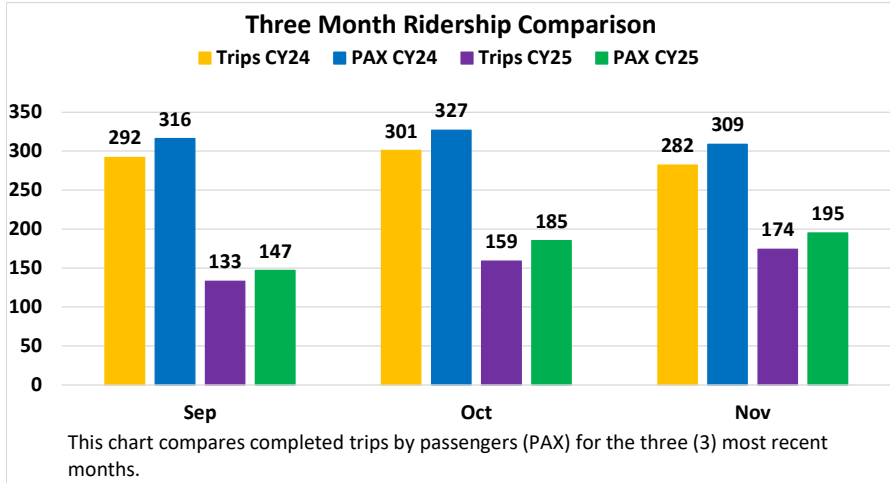
EXCEEDS GOAL

Booking with a Rating:

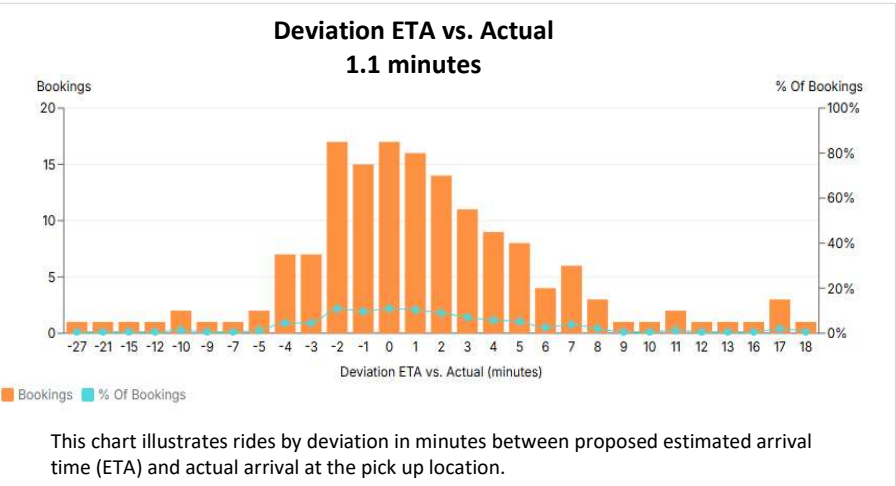
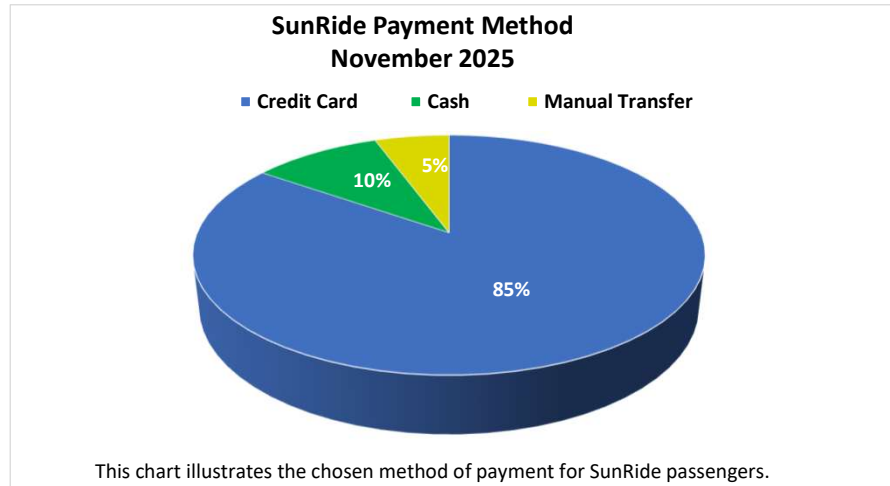
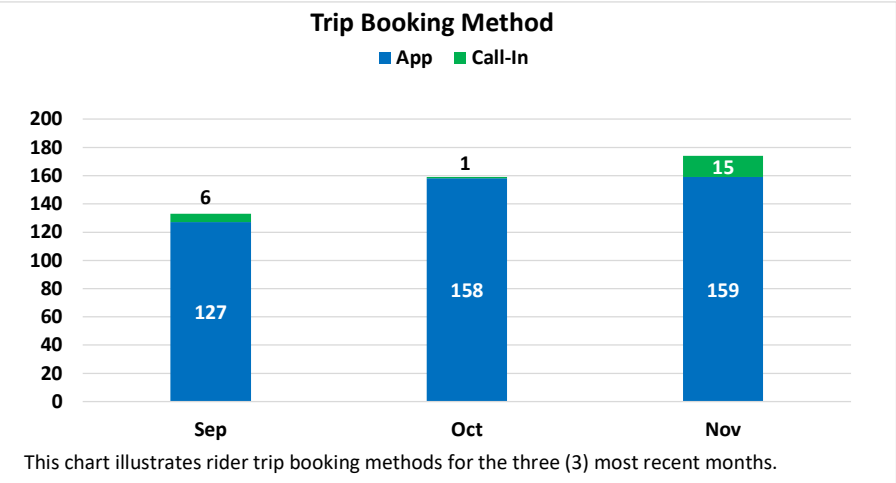
54 (34%)

Palm Springs Geo-Fence Metrics CYTD 2025

Total Completed Trips: 1,892



Total Number of Passengers: 2,114



Passengers Per Vehicle Hour: 2.0

Percentage of Trips as Ridesharing: 16%.

[Based on No. of Shared Rides for the month (28) divided by Total Trips Completed (174).]

Customer Satisfaction Rating

Avg. rider trip rating 4.9

Goal: 4.5

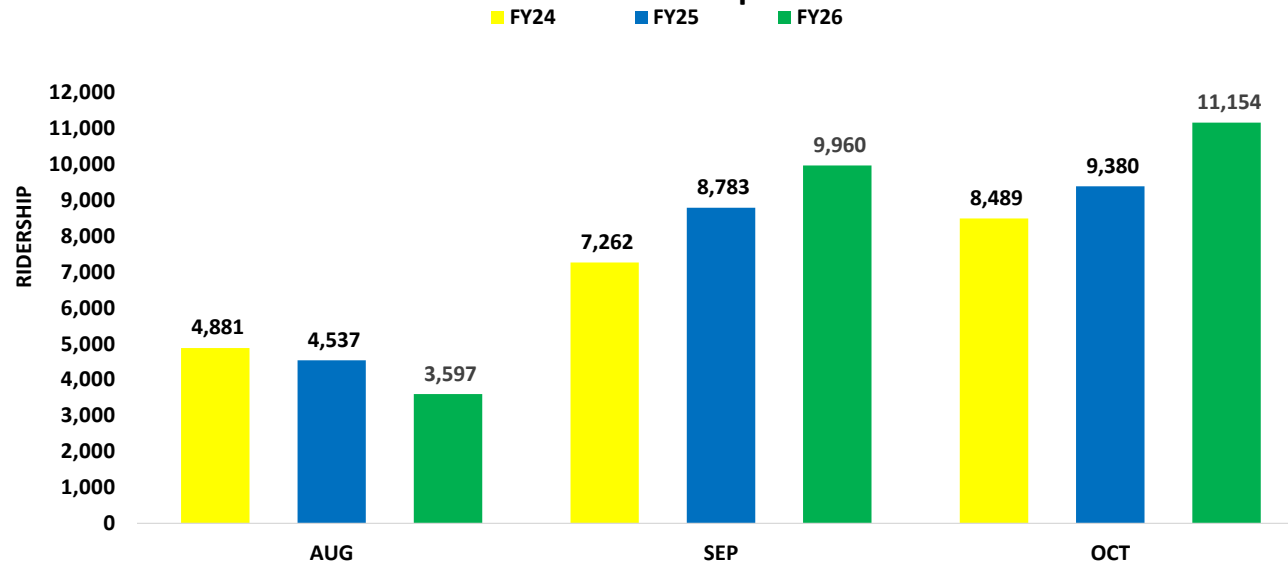


EXCEEDS GOAL

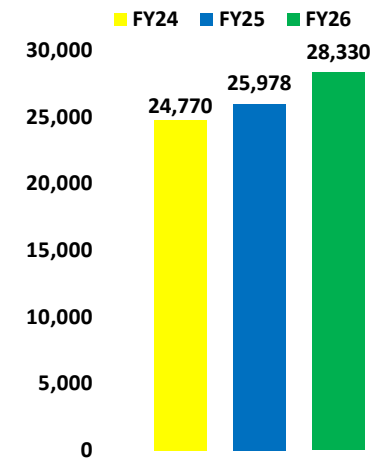
Booking with a Rating:

64 (36.8%)

Haul Pass COD Ridership - October 2025



COD Ridership Year to Date



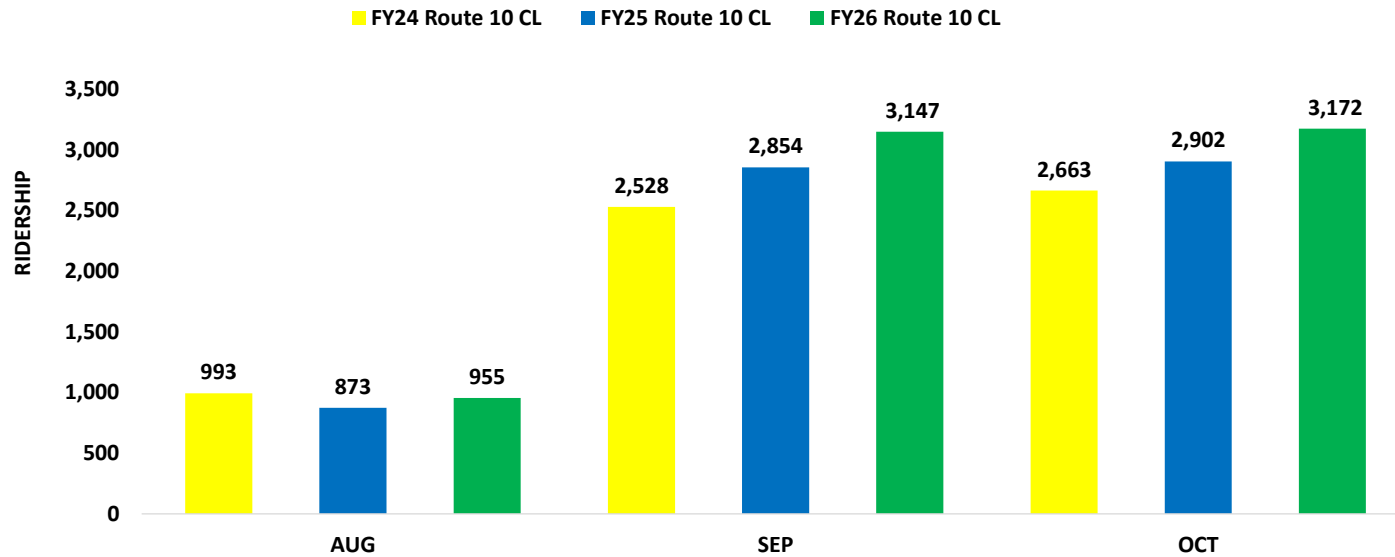
The Haul Pass program was introduced in August 2018.

This chart represents monthly ridership on the Haul Pass COD.

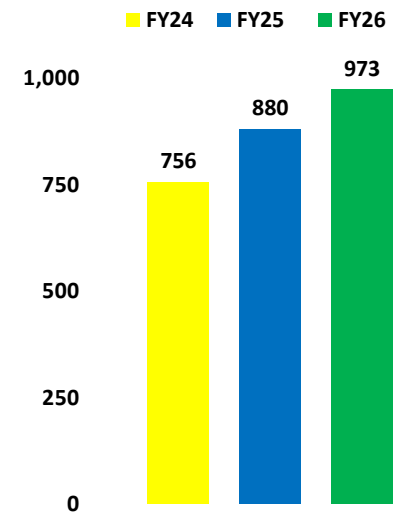
ID Card swipe contributed 53 rides. Token Transit contributed 10,872 rides. 31 Day Paper Pass contributed 229 rides.

COD moved over to Token Transit & 31 Day University Paper Pass as of June 3, 2024.

Haul Pass CSUSB Ridership - October 2025



CSUSB Fixed Route Ridership Total

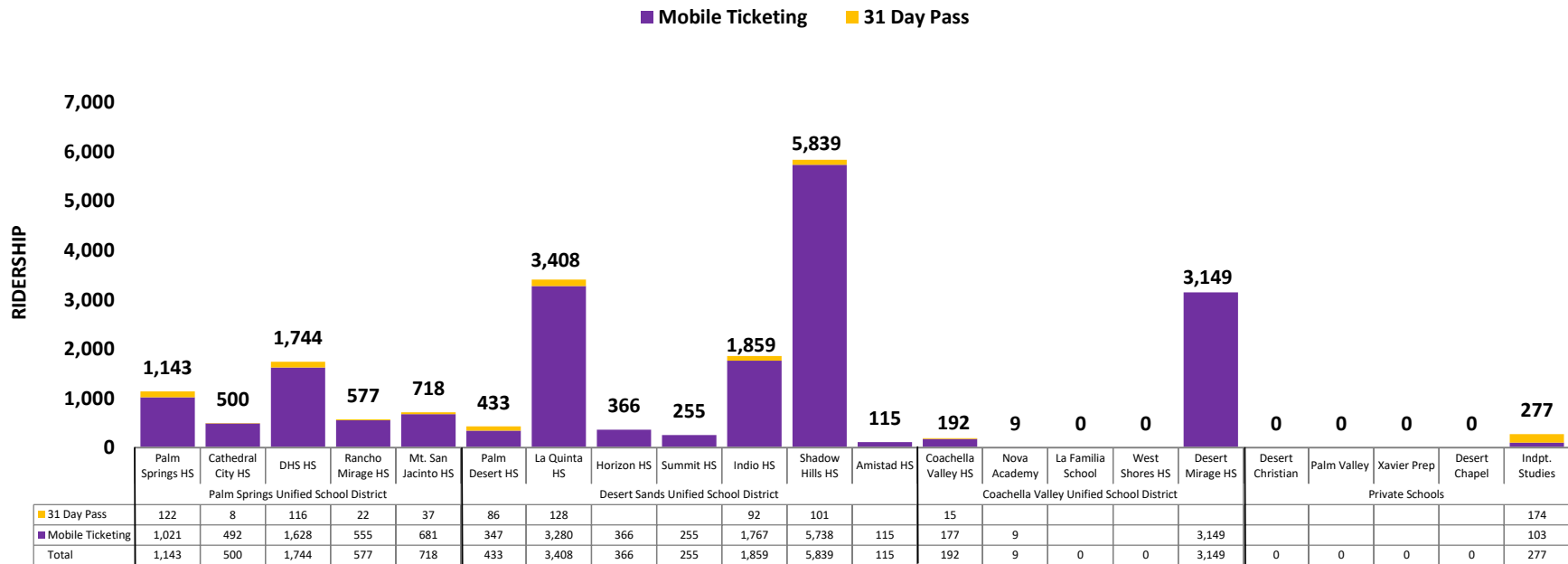


The Haul Pass CSUSB program was introduced in September 2019.

This chart represents monthly ridership on the Haul Pass CSUSB.

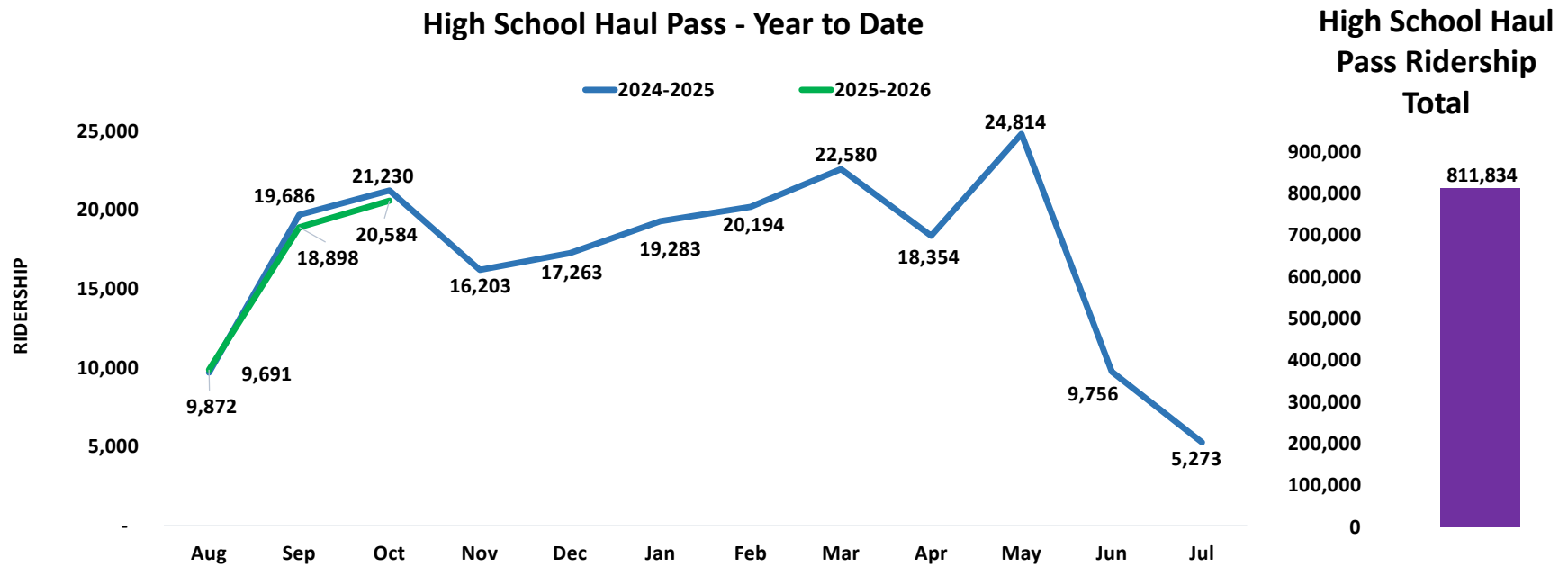
For the month of October 2025, CSUSB contributed 3,463 rides from 297 unique users. From that total, 3,172 rides were used on Route 10 and 291 rides on the fixed route system.

High School Haul Pass - October 2025



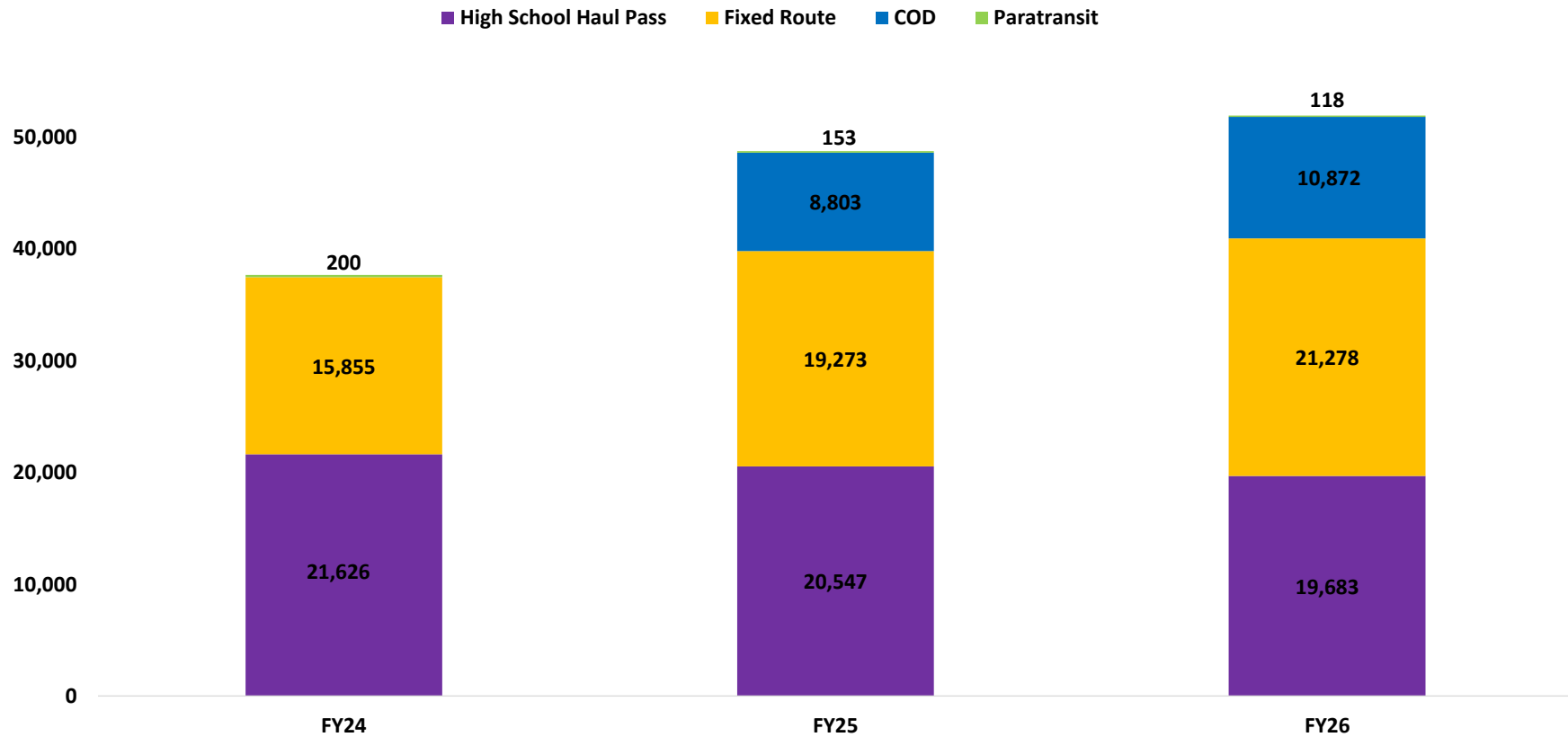
The High School Haul Pass program was introduced in August 2021.

This chart represents a monthly combination of Mobile Ticketing and 31 Day Pass ridership by school for the High School Haul Pass.



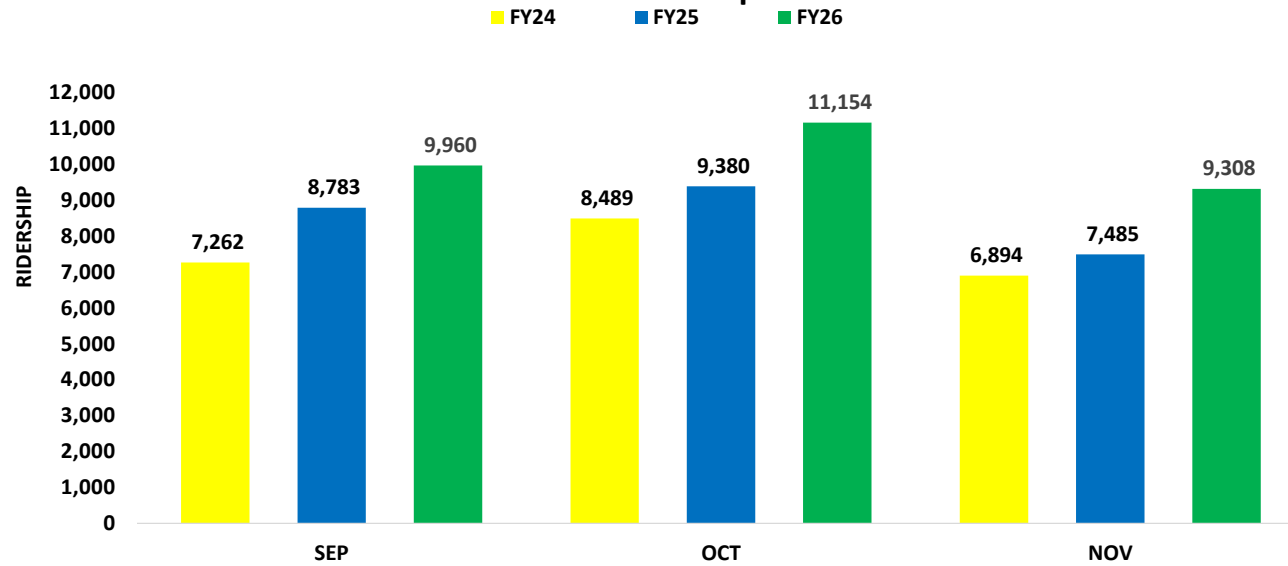
The High School Haul Pass program was introduced in August 2021.
 This chart represents monthly ridership comparison for the High School Haul Pass and total ridership since program introduction.

Mobile Ticketing Usage - October 2025

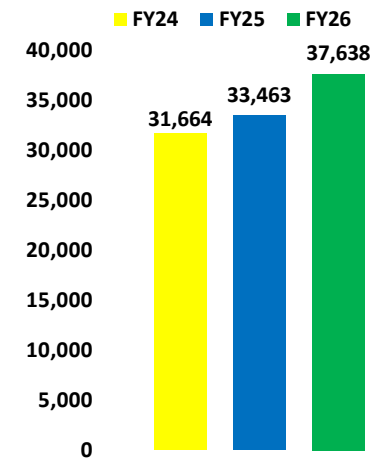


This chart represents all monthly mobile ticketing usage by category based on the Token Transit app data. The total for October 2025 includes the following passes used through Token Transit: High School Haul Pass, COD Haul Pass, Fixed Route and Paratransit. Mobile Ticketing was introduced for COD in June 2024.

Haul Pass COD Ridership - November 2025



COD Ridership Year to Date



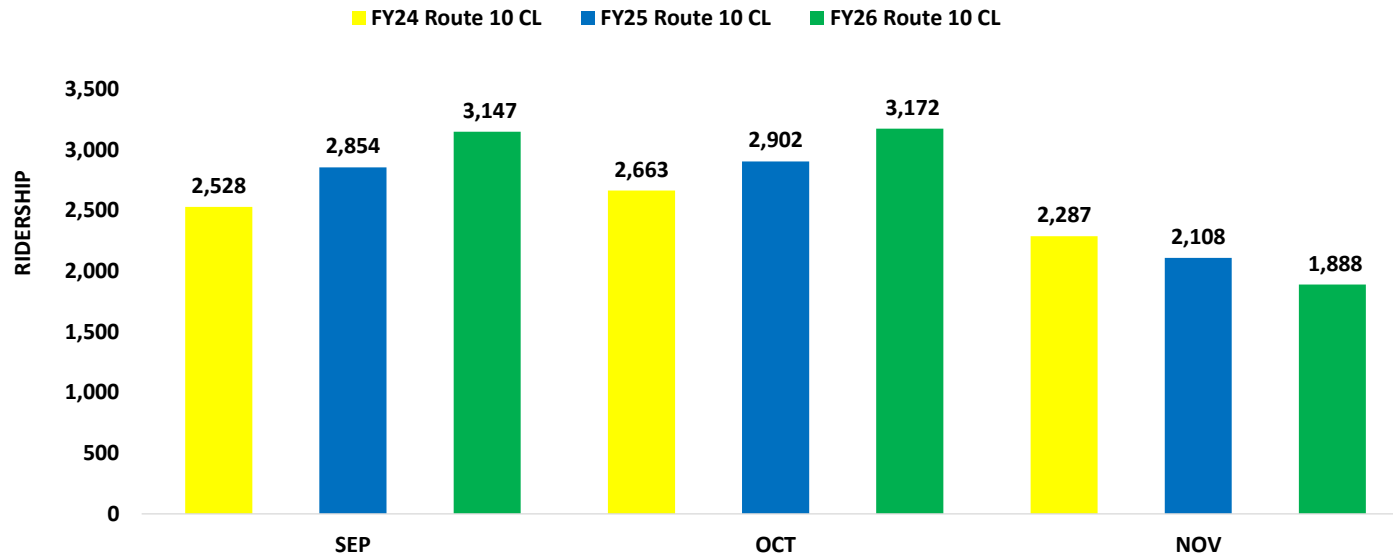
The Haul Pass program was introduced in August 2018.

This chart represents monthly ridership on the Haul Pass COD.

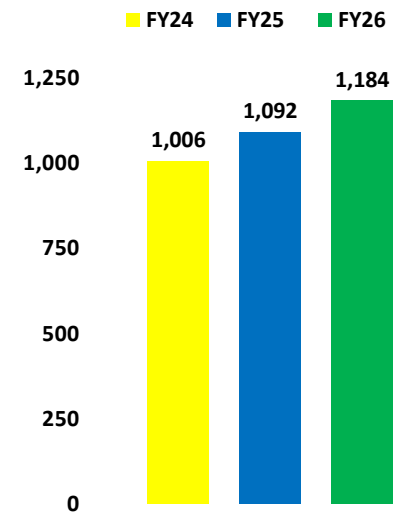
ID Card swipe contributed 84 rides. Token Transit contributed 9,090 rides. 31 Day Paper Pass contributed 134 rides.

COD moved over to Token Transit & 31 Day University Paper Pass as of June 3, 2024.

Haul Pass CSUSB Ridership - November 2025



CSUSB Fixed Route Ridership Total

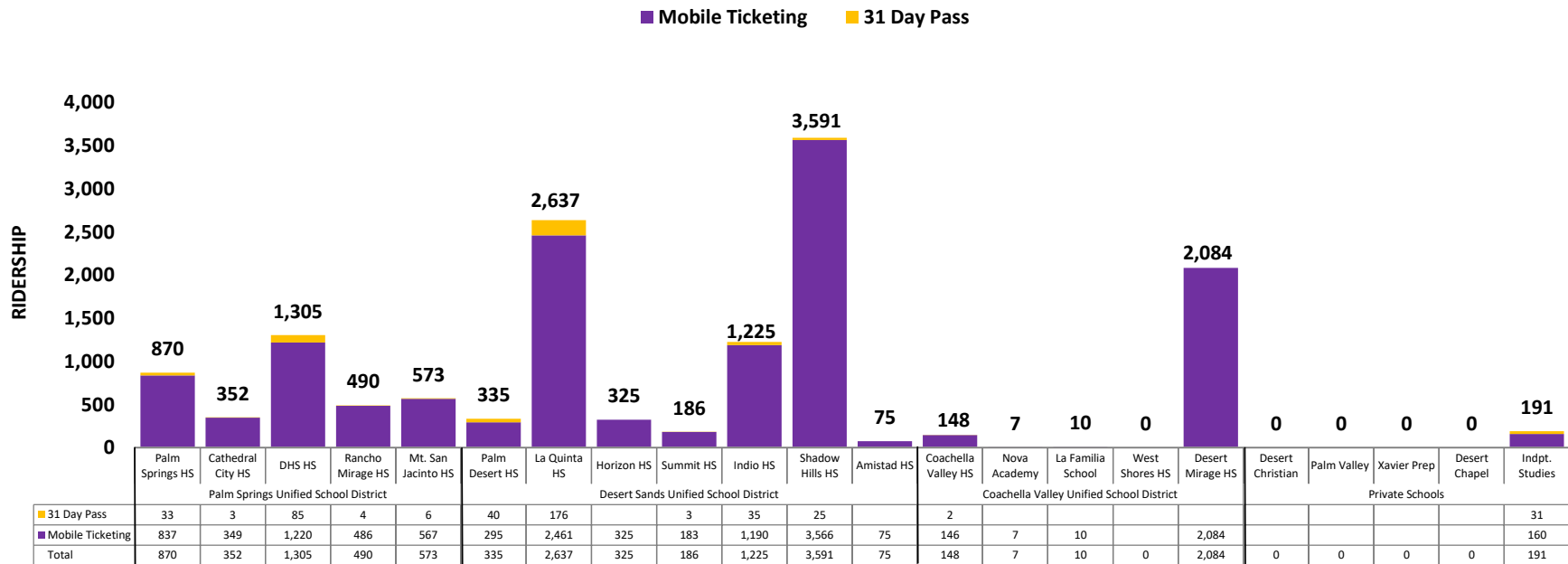


The Haul Pass CSUSB program was introduced in September 2019.

This chart represents monthly ridership on the Haul Pass CSUSB.

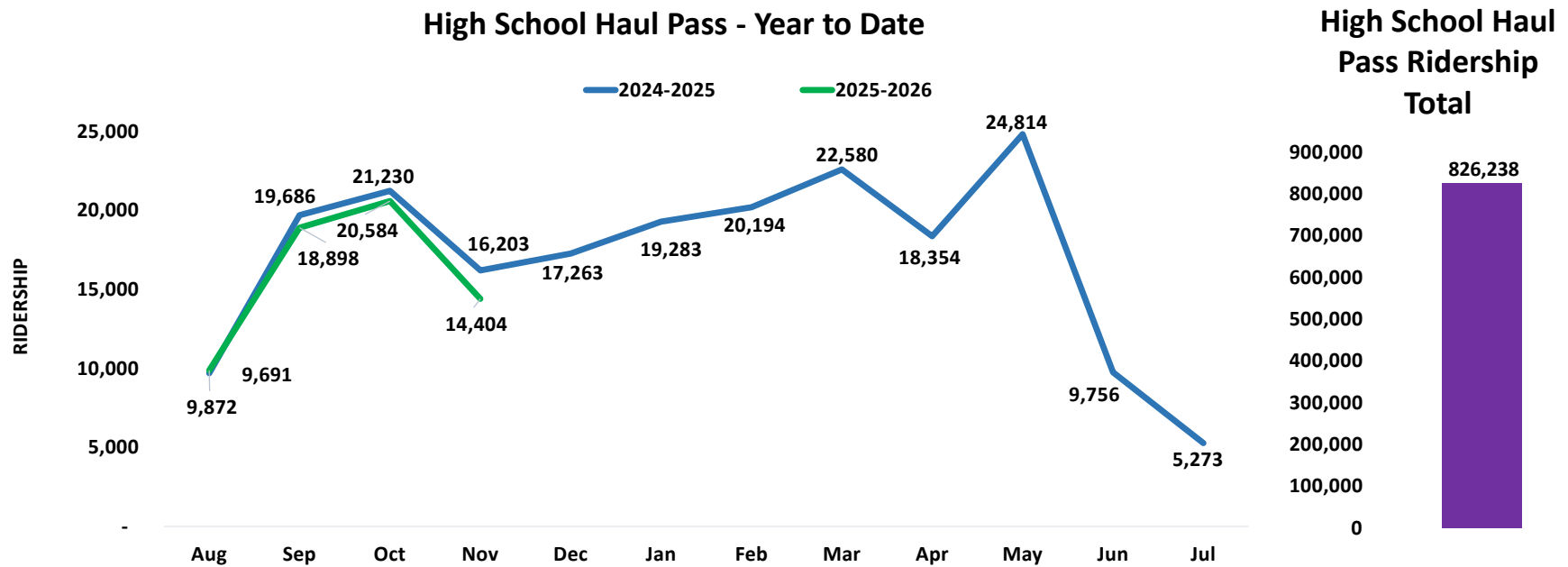
For the month of November 2025, CSUSB contributed 2,099 rides from 254 unique users. From that total, 1,888 rides were used on Route 10 and 211 rides on the fixed route system.

High School Haul Pass - November 2025



The High School Haul Pass program was introduced in August 2021.

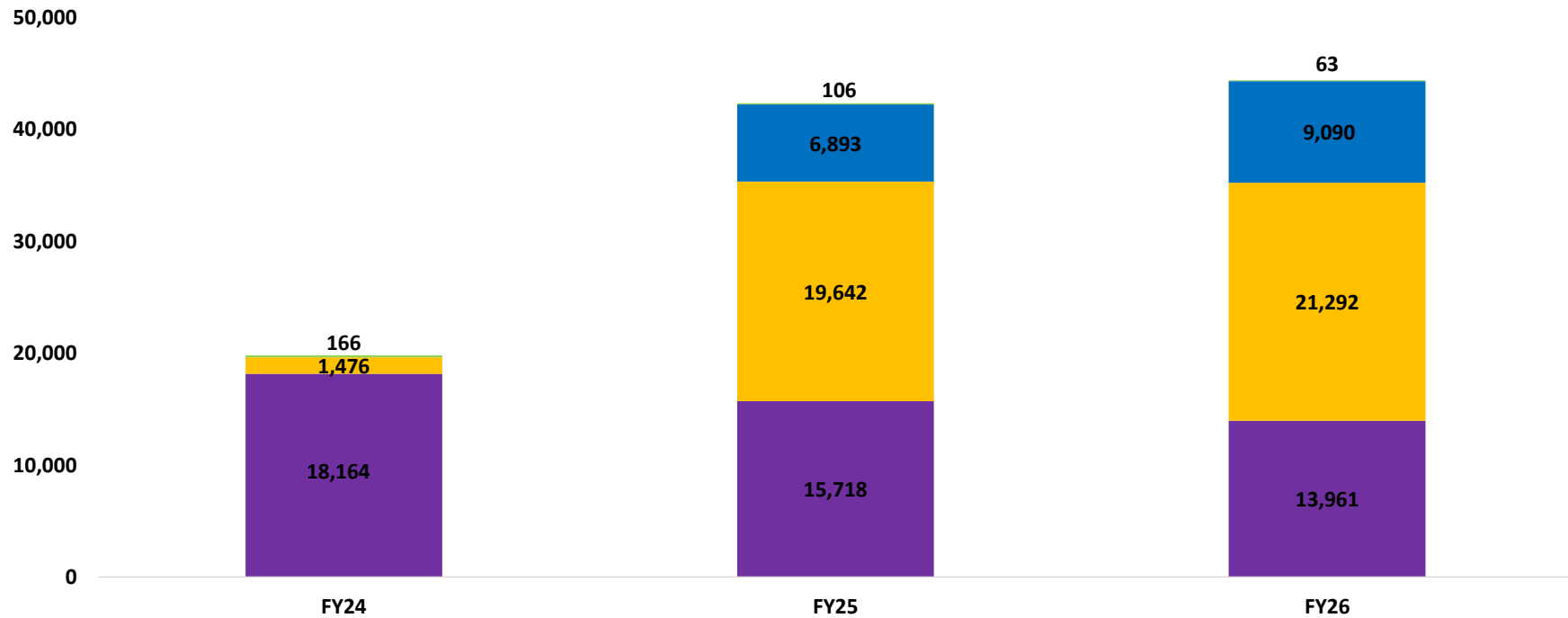
This chart represents a monthly combination of Mobile Ticketing and 31 Day Pass ridership by school for the High School Haul Pass.



The High School Haul Pass program was introduced in August 2021.
This chart represents monthly ridership comparison for the High School Haul Pass and total ridership since program introduction.

Mobile Ticketing Usage - November 2025

■ High School Haul Pass ■ Fixed Route ■ COD ■ Paratransit



This chart represents all monthly mobile ticketing usage by category based on the Token Transit app data.

The total for November 2025 includes the following passes used through Token Transit: High School Haul Pass, COD Haul Pass, Fixed Route and Paratransit.

Mobile Ticketing was introduced for COD in June 2024.



SunLine Transit Agency

Item 8I

January 28, 2026

Board Report

AGENDA ITEM: ACTION - CONSENT CALENDAR

TO: Finance/Audit Committee/Committee of the Whole
Board of Directors

FROM: Vanessa Ordorica, Clerk of the Board

SUBJECT: Acceptance of Board Member Attendance for December 2025

Recommendation:

Recommend that the Board of Directors (Board) approve the Board Member attendance for December 2025.

Background:

The attached report summarized the Board of Director's attendance for fiscal year to date December 2025.

Financial Impact:

There is no financial impact associated with this item.

Strategic Priority:

Resource Acquisition, Allocation, and Management: Prioritizes optimized resource management be effectively acquiring and allocating financial, human, and material resources to ensure operational excellence and long-term sustainability.

In Collaboration with:

Selena Rodriguez, Board and External Affairs Coordinator

Approved/Reviewed by:

Vanessa Ordorica, Clerk of the Board

Attachments:

- Board Member Attendance Matrix for December 2025

FY 26/27	Board Member Matrix Attendance													
	Jul	Aug	Sep	Oct	Nov	Dec	Jan	Feb	Mar	Apr	May	Jun	Total Meetings	Total Attended
Desert Hot Springs		X	X	X		X							10	4
Palm Desert		X	X	X									10	3
Palm Springs		X	X	X		X							10	4
Cathedral City		X	X	X		X							10	4
Rancho Mirage		X	X	X		X							10	4
Indian Wells		X	X	X		X							10	4
La Quinta		X	X	X		X							10	4
Indio		X	X	X		X							10	4
Coachella		X	X	X		X							10	4
County of Riverside		X	X	X		X							10	4

**No regular Board meeting has held in July. A Special Board Meeting was convened on August 7, 2025.*

X - ATTENDED (Primary/Alternate)

DARK –



**SunLine Transit Agency &
SunLine Services Group**

Item 9

January 28, 2026

Board Report

AGENDA ITEM: RECEIVE & FILE

TO: Finance/Audit Committee/Committee of the Whole
Board of Directors

FROM: Luis Garcia, Chief Financial Officer

SUBJECT: Fiscal Year 2025 Single Audit Report

Recommendation:

Recommend that the Board of Directors receive and file the fiscal year (FY) 2025 Single Audit report completed by Brown Armstrong Accountancy Corporation (Brown Armstrong).

Background:

The Board of Directors received the FY 2025 financial reports for SunLine Transit Agency (SunLine) and SunLine Services Group (SSG) in December 2025, along with formal communication from the independent auditors confirming a clean audit and the issuance of an unmodified opinion.

In addition to the FY 2025 financial audit, federal regulations under 2 CFR Part 200 require any entity expending more than \$1,000,000 in federal awards during a fiscal year to undergo a Single Audit. The purpose of the Single Audit is to provide assurance that federal funds are expended in accordance with applicable laws, regulations, and grant requirements. The Single Audit report must be submitted no later than nine (9) months after the end of the fiscal year, or thirty (30) days following the issuance of the financial statements, whichever occurs first.

Completion of the Single Audit was impacted by a delay in the release of the annual Federal Compliance Supplement (FCS) by the Office of Management and Budget (OMB). The final

FCS was not issued until the last week of November, which delayed the auditors' ability to finalize the report. As a result, the completed Single Audit was not available for the December 3, 2025 Board meeting. However, Brown Armstrong provided a verbal update on the anticipated preliminary results of the Single Audit to the Finance/Audit Committee in December.

The auditors subsequently finalized the Single Audit confirming the preliminary results of the Single Audit and issued an unmodified opinion with no significant deficiencies identified. Despite the federal delay in issuance of the FCS, all applicable regulatory timelines were met, and no extensions were required to maintain full compliance.

Financial Impact:

There is no financial impact associated with this item.

Strategic Priority:

Resource Acquisition, Allocation, and Management: Prioritizes optimized resource management by effectively acquiring and allocating financial, human, and material resources to ensure operational excellence and long-term sustainability.

In Collaboration with:

N/A

Approved/Reviewed by:

Mona Babauta, CEO/General Manager
Catherine J. Groves, General Counsel

Attachments:

- [Item 9a](#) – FY 2025 SunLine Transit Agency Single Audit Report

**SUNLINE TRANSIT AGENCY
SINGLE AUDIT REPORT
FOR THE YEAR ENDED
JUNE 30, 2025**

**SUNLINE TRANSIT AGENCY
SINGLE AUDIT REPORT**

TABLE OF CONTENTS

	<u>Page</u>
Independent Auditor's Report on Internal Control over Financial Reporting and on Compliance and Other Matters Based on an Audit of the Basic Financial Statements Performed in Accordance with <i>Government Auditing Standards</i>	1
Independent Auditor's Report on Compliance for Each Major Program and on Internal Control Over Compliance Required by the Uniform Guidance	3
Financial Statements:	
Schedule of Expenditures of Federal Awards.....	6
Notes to the Schedule of Expenditures of Federal Awards	7
Findings and Questioned Costs Section:	
Schedule of Findings and Questioned Costs.....	8

**INDEPENDENT AUDITOR'S REPORT ON INTERNAL CONTROL OVER
FINANCIAL REPORTING AND ON COMPLIANCE AND OTHER MATTERS BASED
ON AN AUDIT OF THE BASIC FINANCIAL STATEMENTS PERFORMED
IN ACCORDANCE WITH GOVERNMENT AUDITING STANDARDS**

To the Board of Directors
SunLine Transit Agency
Thousand Palms, California

We have audited, in accordance with the auditing standards generally accepted in the United States of America and the standards applicable to financial audits contained in *Government Auditing Standards* issued by the Comptroller General of the United States, the financial statements of the SunLine Transit Agency (STA), as of and for the year ended June 30, 2025, and the related notes to the financial statements, which collectively comprise the STA's basic financial statements, and have issued our report thereon dated November 25, 2025.

Report on Internal Control over Financial Reporting

In planning and performing our audit of the financial statements, we considered the STA's internal control over financial reporting (internal control) as a basis for designing audit procedures that are appropriate in the circumstances for the purpose of expressing our opinions on the financial statements, but not for the purpose of expressing an opinion on the effectiveness of the STA's internal control. Accordingly, we do not express an opinion on the effectiveness of the STA's internal control.

A *deficiency in internal control* exists when the design or operation of a control does not allow management or employees, in the normal course of performing their assigned functions, to prevent, or detect and correct, misstatements on a timely basis. A *material weakness* is a deficiency, or a combination of deficiencies, in internal control, such that there is a reasonable possibility that a material misstatement of the entity's financial statements will not be prevented, or detected and corrected, on a timely basis. A *significant deficiency* is a deficiency, or a combination of deficiencies, in internal control that is less severe than a material weakness, yet important enough to merit attention by those charged with governance.

Our consideration of internal control was for the limited purpose described in the first paragraph of this section and was not designed to identify all deficiencies in internal control that might be material weaknesses or significant deficiencies. Given these limitations, during our audit we did not identify any deficiencies in internal control that we consider to be material weaknesses. However, material weaknesses or significant deficiencies may exist that were not identified.

Report on Compliance and Other Matters

As part of obtaining reasonable assurance about whether the STA's financial statements are free from material misstatement, we performed tests of its compliance with certain provisions of laws, regulations, contracts, and grant agreements, noncompliance with which could have a direct and material effect on the financial statements. However, providing an opinion on compliance with those provisions was not an objective of our audit, and accordingly, we do not express such an opinion. The results of our tests disclosed no instances of noncompliance or other matters that are required to be reported under *Government Auditing Standards*.

Purpose of This Report

The purpose of this report is solely to describe the scope of our testing of internal control and compliance and the results of that testing, and not to provide an opinion on the effectiveness of the STA's internal control or on compliance. This report is an integral part of an audit performed in accordance with *Government Auditing Standards* in considering the STA's internal control and compliance. Accordingly, this communication is not suitable for any other purpose.

BROWN ARMSTRONG
ACCOUNTANCY CORPORATION

Brown Armstrong
Accountancy Corporation

Bakersfield, California
November 25, 2025

**INDEPENDENT AUDITOR'S REPORT ON COMPLIANCE FOR EACH
MAJOR PROGRAM AND ON INTERNAL CONTROL OVER
COMPLIANCE REQUIRED BY THE UNIFORM GUIDANCE**

To the Board of Directors
SunLine Transit Agency
Thousand Palms, California

Report on Compliance for Each Major Federal Program

Opinion on Each Major Federal Program

We have audited the SunLine Transit Agency's (STA) compliance with the types of compliance requirements identified as subject to audit in the U.S. Office of Management and Budget (OMB) *Compliance Supplement* that could have a direct and material effect on each of the STA's major federal programs for the year ended June 30, 2025. The STA's major federal programs are identified in the summary of auditor's results section of the accompanying schedule of findings and questioned costs.

In our opinion, the STA complied, in all material respects, with the types of compliance requirements referred to above that could have a direct and material effect on each of its major federal programs for the year ended June 30, 2025.

Basis for Opinion on Each Major Federal Program

We conducted our audit of compliance in accordance with auditing standards generally accepted in the United States of America; the standards applicable to financial audits contained in *Government Auditing Standards*, issued by the Comptroller General of the United States; and the audit requirements of Title 2 U.S. Code of Federal Regulations Part 200, *Uniform Administrative Requirements, Cost Principles, and Audit Requirements for Federal Awards* (Uniform Guidance). Our responsibilities under those standards and the Uniform Guidance are further described in the Auditor's Responsibilities for the Audit of Compliance section of our report.

We are required to be independent of the STA and to meet our other ethical responsibilities, in accordance with relevant ethical requirements relating to our audit. We believe that the audit evidence we have obtained is sufficient and appropriate to provide a basis for our opinion on compliance for each major federal program. Our audit does not provide a legal determination of the STA's compliance with the compliance requirements referred to above.

Responsibilities of Management for Compliance

Management is responsible for compliance with the requirements referred to above and for the design, implementation, and maintenance of effective internal control over compliance with the requirements of laws, statutes, regulations, rules, and provisions of contracts or grant agreements applicable to the STA's federal programs.

Auditor's Responsibilities for the Audit of Compliance

Our objectives are to obtain reasonable assurance about whether material noncompliance with the compliance requirements referred to above occurred, whether due to fraud or error, and express an opinion on the STA's compliance based on our audit. Reasonable assurance is a high level of assurance but is not absolute assurance and therefore is not a guarantee that an audit conducted in accordance with auditing standards generally accepted in the United States of America, *Government Auditing Standards*, and the Uniform Guidance will always detect material noncompliance when it exists. The risk of not detecting material noncompliance resulting from fraud is higher than for that resulting from error, as fraud may involve collusion, forgery, intentional omissions, misrepresentations, or the override of internal control. Noncompliance with the compliance requirements referred to above is considered material if there is a substantial likelihood that, individually or in the aggregate, it would influence the judgment made by a reasonable user of the report on compliance about the STA's compliance with the requirements of each major federal program as a whole.

In performing an audit in accordance with auditing standards generally accepted in the United States of America, *Government Auditing Standards*, and the Uniform Guidance, we:

- Exercise professional judgment and maintain professional skepticism throughout the audit.
- Identify and assess the risks of material noncompliance, whether due to fraud or error, and design and perform audit procedures responsive to those risks. Such procedures include examining, on a test basis, evidence regarding the STA's compliance with the compliance requirements referred to above and performing such other procedures as we considered necessary in the circumstances.
- Obtain an understanding of the STA's internal control over compliance relevant to the audit in order to design audit procedures that are appropriate in the circumstances and to test and report on internal control over compliance in accordance with the Uniform Guidance, but not for the purpose of expressing an opinion on the effectiveness of the STA's internal control over compliance. Accordingly, no such opinion is expressed.

We are required to communicate with those charged with governance regarding, among other matters, the planned scope and timing of the audit and any significant deficiencies and material weaknesses in internal control over compliance that we identified during the audit.

Report on Internal Control over Compliance

A deficiency in internal control over compliance exists when the design or operation of a control over compliance does not allow management or employees, in the normal course of performing their assigned functions, to prevent, or detect and correct, noncompliance with a type of compliance requirement of a federal program on a timely basis. *A material weakness in internal control over compliance* is a deficiency, or a combination of deficiencies, in internal control over compliance, such that there is a reasonable possibility that material noncompliance with a type of compliance requirement of a federal program will not be prevented, or detected and corrected, on a timely basis. *A significant deficiency in internal control over compliance* is a deficiency, or a combination of deficiencies, in internal control over compliance with a type of compliance requirement of a federal program that is less severe than a material weakness in internal control over compliance, yet important enough to merit attention by those charged with governance.

Our consideration of internal control over compliance was for the limited purpose described in the Auditor's Responsibilities for the Audit of Compliance section above and was not designed to identify all deficiencies in internal control over compliance that might be material weaknesses or significant deficiencies in internal control over compliance. Given these limitations, during our audit we did not identify any deficiencies in internal control over compliance that we consider to be material weaknesses, as defined above. However, material weaknesses or significant deficiencies in internal control over compliance may exist that were not identified.

Our audit was not designed for the purpose of expressing an opinion on the effectiveness of internal control over compliance. Accordingly, no such opinion is expressed.

The purpose of this report on internal control over compliance is solely to describe the scope of our testing of internal control over compliance and the results of that testing based on the requirements of the Uniform Guidance. Accordingly, this report is not suitable for any other purpose.

Report on Schedule of Expenditures of Federal Awards Required by the Uniform Guidance

We have audited the financial statements of the STA, as of and for the year ended June 30, 2025, and the related notes to the financial statements, which collectively comprise the STA's basic financial statements. We issued our report thereon dated November 25, 2025, which contained unmodified opinions on those financial statements. Our audit was performed for the purpose of forming opinions on the financial statements that collectively comprise the basic financial statements. The accompanying schedule of expenditures of federal awards is presented for purposes of additional analysis as required by the Uniform Guidance and is not a required part of the basic financial statements. Such information is the responsibility of management and was derived from and relates directly to the underlying accounting and other records used to prepare the basic financial statements. The information has been subjected to the auditing procedures applied in the audit of the financial statements and certain additional procedures, including comparing and reconciling such information directly to the underlying accounting and other records used to prepare the basic financial statements or to the basic financial statements themselves, and other additional procedures in accordance with auditing standards generally accepted in the United States of America. In our opinion, the schedule of expenditures of federal awards is fairly stated in all material respects in relation to the basic financial statements as a whole.

BROWN ARMSTRONG
ACCOUNTANCY CORPORATION

Brown Armstrong
Accountancy Corporation

Bakersfield, California
December 22, 2025

FINANCIAL STATEMENTS

**SUNLINE TRANSIT AGENCY
SCHEDULE OF EXPENDITURES OF FEDERAL AWARDS
FOR THE YEAR ENDED JUNE 30, 2025**

Federal Grantor / Pass-Through Grantor / Program Title	Assistance Listing Number	Pass-Through/ Grantor Number	Program Identification Number	Passed Through to Subrecipients	Federal Expenditures
U.S. DEPARTMENT OF TRANSPORTATION					
Federal Transit Cluster:					
Direct Assistance:					
Federal Transit - Formula Grants (Urbanized Area Formula Program) (Capital)	20.507	CA-90-Z341	CA-2017-120-01	\$ -	\$ 16,602
Federal Transit - Formula Grants (Urbanized Area Formula Program) (Capital)	20.507	CA-90-Z374	CA-2018-116-00	-	51,540
Federal Transit - Formula Grants (Urbanized Area Formula Program) (Capital)	20.507	CA-90-Z489	CA-2021-091-00	-	67,606
Federal Transit - Formula Grants (Urbanized Area Formula Program) (Capital)	20.507	CA-90-0488	CA-2023-096-00	-	445,562
Federal Transit - Formula Grants (Urbanized Area Formula Program) (Capital)	20.507	CA-90-9022	CA-2024-066-00	-	29,638
Federal Transit - Formula Grants (Urbanized Area Formula Program) (Capital)	20.507	CA-90-0549	CA-2024-106-00	-	240,000
Federal Transit - Formula Grants (Urbanized Area Formula Program) (Operating)	20.507	CA-90-4299	CA-2023-031-00	-	98,500
Federal Transit - Formula Grants (Urbanized Area Formula Program) (Operating)	20.507	CA-90-9022	CA-2025-141-00	-	6,279,184
Federal Transit - Formula Grants (Urbanized Area Formula Program) (Operating)	20.507	CA-95-0076	CA-2020-035-00	-	824,307
Subtotal - BFederal Transit - Formula Grants (Urbanized Area Formula Program)				-	8,052,939
Buses and Bus Facilities Formula, Competitive, and Low or no Emissions Program (Capital)	20.526	CA-34-0296	CA-2023-050-00	-	1,073,600
Buses and Bus Facilities Formula, Competitive, and Low or no Emissions Program (Capital)	20.526	CA-34-0119	CA-2018-094-00	-	7,020
Buses and Bus Facilities Formula, Competitive, and Low or no Emissions Program (Capital)	20.526	CA-34-0324	CA-2023-200-00	-	2,197,397
Buses and Bus Facilities Formula, Competitive, and Low or no Emissions Program (Capital)	20.526	CA-34-0346	CA-2024-055-00	-	2,261,349
Subtotal - Buses and Bus Facilities Formula, Competitive, and Low or no Emissions Program				-	5,539,366
Total Federal Transit Cluster				-	13,592,305
Formula Grants for Rural Area					
Passed through from the State of California, Department of Transportation					
Formula Grant for Other Than Urbanized Areas (Operating)	20.509	CA-2025-276	64BA24-02470	-	429,768
Formula Grant for Other Than Urbanized Areas (Operating)	20.509	CA-2025-276	64CA24-02523	-	300,000
Total Formula Grants for Rural Areas				-	729,768
U.S. ENVIRONMENTAL PROTECTION AGENCY					
Passed through from the Southern California Air Quality Management District					
EPA Targeted Airshed Grant Program	66.956	Contract No. 21313	Contract No. 21313	-	1,091,481
Total EPA Targeted Airshed Grant Program				-	1,091,481
Total Expenditures of Federal Programs				\$ -	\$ \$ 15,413,554

See Accompanying Notes to the Schedule of Expenditures of Federal Awards.

**SUNLINE TRANSIT AGENCY
NOTES TO THE SCHEDULE OF EXPENDITURES OF FEDERAL AWARDS
FOR THE YEAR ENDED JUNE 30, 2025**

NOTE 1 – BASIS OF PRESENTATION

The accompanying schedule of expenditures of federal awards (the Schedule) presents the federal award activity of SunLine Transit Agency (STA) under programs of the federal government for the year ended June 30, 2025. The information in this Schedule is presented in accordance with the requirements of Title 2 U.S. Code of Federal Regulations Part 200, Uniform Administrative Requirements, Cost Principles, and Audit Requirements for Federal Awards (Uniform Guidance). Because the Schedule presents only a selected portion of the operations of STA, it is not intended to, and does not, present the financial position, changes in net position, or cash flows of STA.

NOTE 2 – SUMMARY OF SIGNIFICANT ACCOUNTING POLICIES

Expenditures reported on the Schedule are reported on the accrual basis of accounting. Such expenditures are recognized following the cost principles contained in the Uniform Guidance, wherein certain types of expenditures are not allowable or are limited as to reimbursement.

STA has elected not to use the 10-percent de minimis indirect cost rate allowed under the Uniform Guidance.

NOTE 3 – RELATIONSHIP TO FEDERAL FINANCIAL REPORTS

Grant expenditure reports for the year ended June 30, 2025, which have been submitted to grantor agencies, will, in some cases, differ from amounts disclosed herein. The reports prepared for grantor agencies are typically prepared at a later date and often reflect refined estimates of the year-end accruals.

NOTE 4 – RELATIONSHIP OF SCHEDULE OF EXPENDITURES OF FEDERAL AWARDS TO THE FINANCIAL STATEMENTS

Funds received under the various grant programs have been recorded within the operating grants of the STA. Therefore, some amounts reported in the accompanying Schedule may differ from the amounts presented in, or used in, the preparation of STA's Audited Financial Statements.

FINDINGS AND QUESTIONED COSTS SECTION

**SUNLINE TRANSIT AGENCY
SCHEDULE OF FINDINGS AND QUESTIONED COSTS
FOR THE YEAR ENDED JUNE 30, 2025**

I. Summary of Auditor's Results

Financial Statements

Type of auditor's report issued: Unmodified

Internal control over financial reporting:

Material weakness identified? ☐ Yes ☒ No

Significant deficiencies identified that are not considered to be material weaknesses? ☐ Yes ☒ None reported

Noncompliance material to financial statements noted? ☐ Yes ☒ No

Federal Awards

Internal control over major federal programs:

Material weakness identified? ☐ Yes ☒ No

Significant deficiencies identified that are not considered to be material weaknesses? ☐ Yes ☒ None reported

Type of auditor's report issued on compliance for major programs: Unmodified

Any audit findings disclosed that are required to be reported in accordance with the Uniform Guidance, under 2 CFR §200.516(a)? ☐ Yes ☒ No

Identification of major programs:

<u>Assistance Listing Number(s)</u>	<u>Name of Federal Program or Clusters</u>
20.507	Federal Transit Cluster
20.526	Federal Transit - Formula Grants Buses and Bus Facilities Formula, Competitive, and Low or no Emissions Program
66.956	EPA Targeted Airshed Grant Program

Dollar threshold used to distinguish Type A and B programs: \$750,000

Auditee qualified as low risk auditee? ☒ Yes ☐ No

II. Findings Relating to Financial Statements Required Under Generally Accepted Government Auditing Standards (GAGAS)

None.

III. Federal Award Findings and Questioned Costs

None.

IV. State Award Findings and Questioned Costs

None.

V. Summary of Prior Audit (June 30, 2024) Findings and Current Year Status

None.



SunLine Transit Agency

Item 10

January 28, 2026

Board Report

AGENDA ITEM: DISCUSSION

TO: Finance/Audit Committee/Committee of the Whole
Board of Directors

FROM: Luis Garcia, Chief Financial Officer

SUBJECT: Update on Hydrogen Fueling On-Call Engineering and Support Services
Task Orders

Recommendation:

This report provides an informational update regarding task orders issued pursuant to Sunline Transit Agency's (SunLine) on-call hydrogen engineering agreements prior to the exercise of the next option year. No action is requested for this item.

Background:

On January 24, 2024, the Board of Directors (Board) approved the issuance of three (3) on-call agreements for a period of one (1) year and four (4) one (1) year renewal options with Stantec Consulting Services (Stantec), Dahl, Taylor & Associates, and Engineering, Procurement & Construction, LLP (EPC) to provide hydrogen fueling engineering and support services. Task orders under these agreements are awarded on a qualifications-based selection process.

State and federal law require that architectural and engineering services be evaluated and ranked based on qualifications. During the procurement process, staff determined that Stantec was the highest-ranked, most qualified firm. For each task order, staff initiates negotiations with the highest-ranked firm to establish a fair and reasonable price. If negotiations do not result in a mutually acceptable agreement, negotiations are formally terminated and recommenced with the next highest-ranked, most qualified firm. This process continues until a fair and reasonable price is achieved.

As part of the Board's approval, staff was directed to provide an update on task orders issued prior to exercising any option years of the agreements. During the first year of the agreements, one (1) task order in the amount of \$28,176.95 was issued to Stantec to evaluate the most efficient use of the Liquid Hydrogen (LH2) Fueling Station and the Proton Exchange Membrane (PEM) Electrolyzer Fueling Station.

During the second year of the agreements, two (2) additional task orders were issued. Task order No. 2 was issued to Stantec in the amount of \$64,906.10 for consulting and cost-estimating services related to the hydrogen detection and ventilation system for the new Workforce Training Center construction project. Task order No. 3 was issued to Stantec in the amount of \$24,759.86 for commissioning oversight and site acceptance testing of the public dispensers for the Liquid Hydrogen (LH2) station. Work is ongoing on all three issued task orders.

The current agreements extend through February 15, 2026. Staff intends to exercise option year two to extend the agreements through February 15, 2027. Upon exercising option year two (2), SunLine will retain two (2) additional option years that may be exercised at the Agency's discretion.

Financial Impact:

The combined not-to-exceed amount for the three agreements approved in January 2024 is \$1,700,000 over a five-year period. To date, the cumulative value of all issued task orders totals \$117,842.91.

On-Call Engineering Agreement 24-021				
Task Order (TO) Listing				
	Task Order	Month Issued	Description	Amount
Stantec	TO 01	April 2024	Electrolyzer Evaluation	\$28,176.95
	TO 02	September 2025	Work Force Training Center Hydrogen Detection System	\$64,906.10
	TO 03	November 2025	Performance Specification Criteria for Liquid H2 Station Public Dispenser	\$24,759.86
		Total Obligated		\$117,842.91

Strategic Priority:

Resource Acquisition, Allocation, and Management: Prioritizes optimized resource management by effectively acquiring and allocating financial, human, and material resources to ensure operational excellence and long-term sustainability.

In Collaboration with:

Walter Watcher, Chief of Capital Projects

Approved/Reviewed by:

Mona Babauta, CEO/General Manager
Catherine J. Groves, General Counsel

Attachments:

None.