



SunLine Transit Agency
July 23, 2025
11:10 a.m. – 11:55 a.m.

AGENDA

FINANCE/AUDIT COMMITTEE

Wellness Room
32-505 Harry Oliver Trail
Thousand Palms, CA 92276

NOTICE TO THE PUBLIC

SunLine has discontinued its COVID-19 Emergency Declaration and has returned its Board and Board Committee meetings to live and in-person attendance at the location noted above. These meetings are no longer available for viewing, attendance, or comment by two-way audiovisual platform, two-way telephonic service, webcasting, or streaming video broadcast. SunLine may prepare audio or video recordings of Board meetings. In accordance with the Brown Act and California Public Records Act, these recordings are subject to public inspection for a period of thirty (30) days after the meeting.

In compliance with the Brown Act, agenda materials distributed 72 business hours or less prior to the meeting, which are public records relating to open-session agenda items, will be available for inspection by members of the public prior to or at the meeting at SunLine Transit Agency's Administration Building, 32505 Harry Oliver Trail, Thousand Palms, CA 92276 and on the Agency's website, www.sunline.org.

In compliance with the Americans with Disabilities Act, Government Code Section 54954.2, and the Federal Transit Administration Title VI, please contact the Clerk of the Board at (760) 343-3456 if special assistance is needed to participate in a Board meeting, including accessibility and translation services. Notification of at least 72 business hours prior to the meeting time will assist staff in assuring reasonable arrangements can be made to provide assistance at the meeting.

ITEM

RECOMMENDATION

1. CALL TO ORDER
2. FLAG SALUTE
3. ROLL CALL
4. FINALIZATION OF AGENDA

ITEM

RECOMMENDATION

5. PUBLIC COMMENTS

RECEIVE COMMENTS

NON AGENDA ITEMS

Members of the public may address the Committee regarding any item within the subject matter jurisdiction of the Committee; however, no action may be taken on off-agenda items unless authorized. Comments shall be limited to matters not listed on the agenda. Members of the public may comment on any matter listed on the agenda at the time that the Board considers that matter. Comments may be limited to 3 minutes in length.

6. PRESENTATIONS

7. COMMITTEE MEMBER COMMENTS

RECEIVE COMMENTS

8. CONSENT CALENDAR

All items on the Consent Calendar will be approved by one motion, and there will be no discussion of individual items unless a Board Member requests a specific item be pulled from the calendar for separate discussion. The public may comment on any item.

APPROVE

- | | |
|---|--------------|
| 8a) Acceptance of Checks \$1,000 and Over Report for May 2025 | (PAGE 4-8) |
| 8b) Acceptance of Credit Card Statement for May 2025 | (PAGE 9-24) |
| 8c) Acceptance of Monthly Budget Variance Report for May 2025 | (PAGE 25-29) |
| 8d) Acceptance of Contracts Signed in Excess of \$25,000 for May 2025 | (PAGE 30-31) |
| 8e) Acceptance of Union & Non-Union Pension Investment Asset Summary May 2025 | (PAGE 32-43) |
| 8f) Acceptance of Ridership Report for May 2025 | (PAGE 44-47) |
| 8g) Acceptance of SunDial Operational Notes for May 2025 | (PAGE 48-50) |
| 8h) Acceptance of Metrics for May 2025 | (PAGE 51-71) |
| 8i) Acceptance of Board Member Attendance for June 2025 | (PAGE 72-73) |

ITEM

RECOMMENDATION

- | | |
|--|--|
| <p>9. AWARD OF CONTRACT FOR SECURITY FENCE UPGRADE
(Staff: Walter Watcher, Chief of Capital Projects)</p> | <p>APPROVE
(PAGE 74-78)</p> |
| <p>10. AWARD OF CONTRACT FOR NATURAL GAS (NG) BACK-UP GENERATOR
(Staff: Walter Watcher, Chief of Capital Projects)</p> | <p>APPROVE
(PAGE 79-82)</p> |
| <p>11. SUBMIT REQUEST TO THE COUNTY OF RIVERSIDE TO VACATE HASKELL ROAD AND REMOVE EASEMENTS
(Staff: Walter Watcher, Chief of Capital Projects)</p> | <p>APPROVE
(PAGE 83-87)</p> |
| <p>12. CLOSED SESSION</p> <p style="padding-left: 40px;">a) <u>CONFERENCE WITH LEGAL COUNSEL – EXISTING LITIGATION</u>
Pursuant to Government Code §§ 54956.95 and 54956.9(d)(1)
Ana OCampo v. SunLine Transit Agency, PERMA Claim # 23-170822</p> | |
| <p>13. RECONVENE TO OPEN SESSION AND REPORT OUT FROM CLOSED SESSION</p> | |
| <p>14. ADJOURN</p> | |

SunLine Transit Agency**CONSENT CALENDAR**

DATE: July 23, 2025

APPROVETO: Finance/Audit Committee
Board of Directors

RE: Acceptance of Checks \$1,000 and Over Report May 2025

Summary:

The Checks \$1,000 and Over Report lists all of the checks processed at the Agency with a value of over \$1,000 for a given month.

- The table below identifies the checks \$50,000 and over in the month of May which required signature from the Chair or Vice Chair.

Vendor	Check #	Amount
<i>A-Z Bus Sales Inc.</i>	699794	\$798,958.58
<i>Clever Devices Ltd</i>	699801	\$271,495.02
<i>Integrated Cryogenic Solutions</i>	699821	\$159,885.12
<i>Integrated Cryogenic Solutions</i>	699676	\$158,149.47
<i>Nomad Transit</i>	699707	\$143,987.50
<i>Trapeze Software Group Inc</i>	699850	\$103,916.03
<i>Hanson Bridgett LLP</i>	699817	\$77,682.41
<i>Atkinson, Andelson, Loya Ruud And Romo</i>	699649	\$53,023.47

Recommendation:

Approve.

**SunLine Transit Agency
Checks \$1,000 and Over
May 2025**

Vendor Filed As Name	Description	Check #	Payment Date	Payment Amount
A-Z BUS SALES INC	WIP-Replacement Paratransit Buses- Project Acct#2205-00	699794	05/21/2025	798,958.58
CALPERS	Group Health Premiums	699797	05/21/2025	444,855.48
PERMA - INSURANCE	General Liability/Workers Comp Premiums	699692	05/07/2025	360,698.00
CLEVER DEVICES LTD.	WIP-Radio System Replacement-Project Acct#1905-02	699801	05/21/2025	271,495.02
INTEGRATED CRYOGENIC SOLUTIONS LLC	Fuel - Liquid Hydrogen	699821	05/21/2025	159,885.12
INTEGRATED CRYOGENIC SOLUTIONS LLC	Fuel - Liquid Hydrogen	699676	05/07/2025	158,149.47
NOMAD TRANSIT, LLC (DISREGARDED ENTITY	SunRide Ride Share Expenses	699707	05/07/2025	143,987.50
TRAPEZE SOFTWARE GROUP INC.	Computer/Network Software Agreement	699850	05/21/2025	103,916.03
U.S. BANK INSTITUTIONAL TRUST-WESTERN	Pension Deposit	699776	05/14/2025	88,259.16
HANSON BRIDGETT LLP	Legal Service	699817	05/21/2025	77,682.41
IMPERIAL IRRIGATION DIST	Utilities	699741	05/14/2025	65,305.30
SO CAL GAS CO.	Utilities	699769	05/14/2025	57,189.42
ATKINSON, ANDELSON, LOYA RUUD AND ROMO	Legal Service	699649	05/07/2025	53,023.47
METLIFE	Supplement Benefits LTD/STD/LIFE/Dental Ins Premium	699892	05/28/2025	46,838.97
TRANE U.S. INC.	Contract Services- H2	699904	05/28/2025	42,533.00
DAHL, TAYLOR AND ASSOCIATES, INC.	WIP- Indio CNG Station Upgrade- Project Acct#2210-00	699876	05/28/2025	41,983.70
ANEW RNG, LLC	Utilities	699793	05/21/2025	41,254.49
BALLARD POWER SYSTEMS	Inventory Repair Parts	699720	05/14/2025	39,910.60
HELIXSTORM	Computer/Network Software Agreement	699819	05/21/2025	39,874.00
ATKINSON, ANDELSON, LOYA RUUD AND ROMO	Legal Service	699872	05/28/2025	39,617.50
MICHELIN NORTH AMERICA, INC.	Lease Tires Services	699752	05/14/2025	35,530.36
ALL AMERICAN BUILDING SERVICES INC	WIP-Facility Improvement Project- Project Acct#2203-01	699643	05/07/2025	30,152.85
AIRWAVE COMMUNICATIONS	WIP-Radio System Replacement-Project Acct#1905-01	699866	05/28/2025	29,700.00
HELIXSTORM	Contracted Services	699818	05/21/2025	23,470.10
YELLOW CAB OF THE DESERT	SunRide Ride Share Expenses	699711	05/07/2025	22,583.68
CPAC INC.COM	Computer/Network Software Agreement	699659	05/07/2025	21,426.35
NFI PARTS	Inventory Repair Parts	699713	05/14/2025	20,707.62
CLEVER DEVICES LTD.	WIP-Radio System Replacement-Project Acct#1905-02	699656	05/07/2025	19,117.50
SONSRAY FLEET SERVICES	Inventory Repair Parts	699773	05/14/2025	18,560.99
KL2 CONNECTS LLC	Recruiting Employees	699680	05/07/2025	18,450.00
TEC EQUIPMENT, INC.	Inventory Repair Parts	699902	05/28/2025	18,414.42
eSCRIBE SOFTWARE LTD	Computer/Network Software Agreement	699731	05/14/2025	16,162.66
MICHELIN NORTH AMERICA, INC.	Lease Tires Services	699893	05/28/2025	14,146.40
NFI PARTS	Inventory Repair Parts	699784	05/21/2025	12,566.35
TRUGUARD SECURITY SERVICES, INC	Security Guard Services	699775	05/14/2025	11,810.96
CV STRATEGIES	Contracted Services	699804	05/21/2025	11,735.00
GILLIG LLC	Inventory Repair Parts	699815	05/21/2025	11,701.98
MAKAI SOLUTIONS	WIP-Fixed Assets Equipment-Project Acct#2310-02	699828	05/21/2025	10,751.55
NFI PARTS	Inventory Repair Parts	699864	05/28/2025	10,597.76

**SunLine Transit Agency
Checks \$1,000 and Over
May 2025**

Vendor Filed As Name	Description	Check #	Payment Date	Payment Amount
DOVE PRINTING	Printing Expense	699825	05/21/2025	9,980.63
DAHL, TAYLOR AND ASSOCIATES, INC.	WIP-Electric Meter Generator Engineering-Project Acct#2313	699661	05/07/2025	9,392.00
DYNAMIC BUILDING MAINTENANCE INC	Janitorial Services	699664	05/07/2025	9,349.00
NFI PARTS	Inventory Repair Parts	699641	05/07/2025	9,243.97
SHAW YODER ANTWIH SCHMELZER & LANGE, INC	Consulting	699843	05/21/2025	9,000.00
ROBERT HALF	Temporary Help	699840	05/21/2025	8,964.40
ROBERT HALF	Temporary Help	699699	05/07/2025	8,964.40
ROBERT HALF	Temporary Help	699765	05/14/2025	8,853.98
ROBERT HALF	Temporary Help	699900	05/28/2025	8,573.20
GLOBAL INDUSTRIAL	WIP-Fixed Assets-Office Furniture-Project Acct#2418-13	699737	05/14/2025	8,347.38
AMERICAN MOVING PARTS	Inventory Repair Parts	699791	05/21/2025	8,200.13
GILLIG LLC	Inventory Repair Parts	699736	05/14/2025	8,083.09
RUSH TRUCK CENTERS OF CALIFORNIA, INC.	Inventory Repair Parts	699841	05/21/2025	7,953.27
SCOTT FAMILY TOOLS	WIP-Fixed Assets-SunFuels-Project Acct#2412-04	699744	05/14/2025	7,820.88
PACIFIC LIFT AND EQUIPMENT INC	Facility Maintenance	699756	05/14/2025	7,500.57
JE STRATEGIES LLC	Consulting	699822	05/21/2025	7,500.00
AMAZON CAPITAL SERVICES, INC	WIP-Information Technology Project-Project Acct#2418-12	699788	05/21/2025	6,880.40
AMALGAMATED TRANSIT UNION	Union Dues	699716	05/14/2025	6,240.30
PARAGON ID HIGH POINT US	Printing Expense	699690	05/07/2025	5,996.29
WESTGATE CENTER FOR LEADERSHIP	Travel Meetings/Seminars	699782	05/14/2025	5,990.00
HEPTAGON SEVEN CONSULTING, INC.	WIP-Facility Improvement Project- Project Acct#2302-01	699740	05/14/2025	5,925.00
IMPERIAL IRRIGATION DIST	Utilities	699887	05/28/2025	5,896.17
ROMAINE ELECTRIC CORP.	Inventory Repair Parts	699700	05/07/2025	5,761.01
RWC GROUP	Inventory Repair Parts	699735	05/14/2025	5,453.05
GILLIG LLC	Inventory Repair Parts	699883	05/28/2025	5,319.97
PIEDMONT PLASTICS, INC.	Bus Stop Supplies	699759	05/14/2025	5,307.98
IMPERIAL IRRIGATION DIST	WIP- Indio CNG Station Upgrade- Project Acct#2210-00	699675	05/07/2025	5,000.00
PNEUMATIC CONTROL, INC	Repair Parts-CNG	699694	05/07/2025	4,938.86
TPX COMMUNICATIONS	Communication Service	699774	05/14/2025	4,867.30
ANDREA CARTER & ASSOCIATES	Marketing & Communication Services	699792	05/21/2025	4,830.00
AMERICAN LAMINATED GLASS	Inventory Repair Parts	699803	05/21/2025	4,511.97
FORENSIC DRUG TESTING SERVICES	Alcohol & Drug Testing	699733	05/14/2025	4,454.30
GENFARE, LLC	Bank Adjustment Fees	699672	05/07/2025	4,392.46
ALLIED REFRIGERATION, INC	Freon & Coolant	699867	05/28/2025	4,386.57
TRI-STATE MATERIALS, INC.	WIP-Facility Improvement Project- Project Acct#2203-02	699851	05/21/2025	4,343.85
SONSRAY FLEET SERVICES	Inventory Repair Parts	699848	05/21/2025	4,221.38
RIDECO US INC	SunRide Ride Share Expenses	699698	05/07/2025	4,027.90
HOME DEPOT CREDIT SERVICES	Facility Maintenance	699885	05/28/2025	3,894.11
PALM SPRINGS MOTORS, INC.	Inventory Repair Parts	699834	05/21/2025	3,763.13

**SunLine Transit Agency
Checks \$1,000 and Over
May 2025**

Vendor Filed As Name	Description	Check #	Payment Date	Payment Amount
OMNITRACS, LLC	General Services	699686	05/07/2025	3,640.00
JOSEPH LYNN FRIEND	Contracted Services	699747	05/14/2025	3,630.00
CUMMINS SALES AND SERVICE	Computer/Network Software Agreement	699660	05/07/2025	3,360.00
CHARTER COMMUNICATIONS	Utilities	699703	05/07/2025	3,282.72
AMAZON CAPITAL SERVICES, INC	Office Supplies	699646	05/07/2025	3,189.12
BROADLUX, INC.	Contract Services-General	699795	05/21/2025	3,152.00
PRUDENTIAL OVERALL SUPPLY	Uniforms	699696	05/07/2025	3,040.05
HD INDUSTRIES	Inventory Repair Parts	699739	05/14/2025	3,019.70
TAMARA MILES	Reimbursement Expense	699847	05/21/2025	2,875.86
BURRTEC WASTE & RECYCLING SERVICES	Trash Service	699651	05/07/2025	2,829.29
SONSRAY FLEET SERVICES	Inventory Repair Parts	699903	05/28/2025	2,632.62
QUICK FIX AUTO GLASS	Repair Parts-Fuel Cell	699786	05/21/2025	2,575.00
FEDEX	Shipping Service	699809	05/21/2025	2,565.68
GARON WYATT INVESTIGATIVE SERVICES, LLC.	Insurance Loss	699882	05/28/2025	2,513.99
FRONTIER COMMUNICATIONS	Utilities- OPS Bldg	699813	05/21/2025	2,500.00
CHRISTIAN BROTHERS MECHANICAL SERVICES,	Contracted Services-General	699654	05/07/2025	2,500.00
OPW FUELING COMPONENTS	Inventory Repair Parts-SunFuels	699688	05/07/2025	2,478.28
CNTY OF RIVERSIDE DEPT OF ENVIRONMENTAL	Permits & Licenses	699657	05/07/2025	2,408.00
CALIFORNIA STATE DISBURSEMENT UNIT	Garnishment	699721	05/14/2025	2,373.82
JILL PLAZA	Reimbursement Expense	699860	05/23/2025	2,361.70
CDW GOVERNMENT, INC	Computer Supplies	699798	05/21/2025	2,303.50
CAROLYN C. GIGLIO	Reimbursement Expense	699859	05/23/2025	2,300.27
C V WATER DISTRICT	Utilities	699802	05/21/2025	2,290.22
YELLOW CAB OF THE DESERT	Taxi Voucher Program	699908	05/28/2025	2,268.89
EVERSOFT, INC.	Contract Services	699808	05/21/2025	2,266.06
KIRK'S AUTOMOTIVE, INC.	Inventory Repair Parts	699823	05/21/2025	2,262.75
NORTHERN SAFETY COMPANY, INC.	Inventory Repair Parts	699830	05/21/2025	2,235.60
STANTEC ARCHITECTURE, INC.	WIP-Electrolyzer H2 Fueling Station-Project Acct#2014-00	699771	05/14/2025	2,153.45
ENTECH OIL INC	Lubricants- Oil	699807	05/21/2025	2,093.42
ENTECH OIL INC	Lubricants- Oil	699880	05/28/2025	2,074.19
FULTON DISTRIBUTING	Bus Stop Supplies	699728	05/14/2025	2,007.90
VIRGINKAR AND ASSOCIATES, INC.	WIP-Upgrade for CAD/AVL System-Project Acct#2309-00	699779	05/14/2025	1,998.00
MIRKO FISCHER	Reimbursement Expense	699894	05/28/2025	1,970.97
GENFARE, LLC	Inventory Repair Parts	699814	05/21/2025	1,934.83
SPORTWORKS NORTHWEST, INC.	Inventory Repair Parts	699846	05/21/2025	1,839.84
INSIGHT STRATEGIES INC	Consulting	699820	05/21/2025	1,825.76
VALLEY OFFICE EQUIPMENT, INC.	Copier Supplies	699854	05/21/2025	1,776.00
ULINE, INC.	Cleaning Supplies-Vehicle	699706	05/07/2025	1,772.87
JACKSON LEWIS P.C.	Insurance Loss	699743	05/14/2025	1,769.00

**SunLine Transit Agency
Checks \$1,000 and Over
May 2025**

Vendor Filed As Name	Description	Check #	Payment Date	Payment Amount
AMAZON CAPITAL SERVICES, INC	Employee Incentive Services	699868	05/28/2025	1,730.12
GRAINGER	Facility Maintenance	699884	05/28/2025	1,674.55
AMAZON CAPITAL SERVICES, INC	Repair Parts-Support Vehicle	699717	05/14/2025	1,649.00
MAGALDI & MAGALDI, INC.	Inventory Repair Parts	699827	05/21/2025	1,610.60
MOHAWK MFG & SUPPLY CO	Inventory Repair Parts	699829	05/21/2025	1,597.48
SECTRAN SECURITY INC.	Bank Adjustment Fees	699766	05/14/2025	1,573.91
A-1 ALTERNATIVE FUEL SYSTEMS/A-1 AUTO	Inventory Repair Parts	699644	05/07/2025	1,532.12
PLAZA TOWING, INC.	Towing Services	699836	05/21/2025	1,525.00
BURRTEC WASTE & RECYCLING SERVICES	Trash Service	699652	05/07/2025	1,520.58
RICON CORPORATION	Inventory Repair Parts	699839	05/21/2025	1,495.33
TRANSIT RESOURCES, INC.	Inventory Repair Parts	699849	05/21/2025	1,482.15
DANIELS TIRE SERVICE - GOOD YEAR	Inventory Repair Parts	699662	05/07/2025	1,461.35
PATRICIA ARELLANO DE MORA	Reimbursement Expense	699691	05/07/2025	1,455.37
ANDREA CARTER & ASSOCIATES	Marketing & Communication Services	699719	05/14/2025	1,425.00
EDITH HERNANDEZ	Reimbursement Expense	699665	05/07/2025	1,395.67
LIFECOM, INC.	Contract Services	699826	05/21/2025	1,340.00
PLAZA TOWING, INC.	Towing Services	699760	05/14/2025	1,300.00
LAWYERS TITLE	WIP-Center of Excellence Facility-Project Acct#1808-01	699681	05/07/2025	1,250.00
4IMPRINT, INC.	Employee Expense	699783	05/21/2025	1,213.55
WALTERS WHOLESALE ELECTRIC CO.	Facility Maintenance	699855	05/21/2025	1,193.94
ON THE FLY TERMITE AND PEST CONTROL	Pest Control Services	699687	05/07/2025	1,192.00
ABSOLUTE SELF STORAGE	Storage Rental	699862	05/28/2025	1,152.00
TOTAL CARE WORK INJURY CLINIC	Medical Exam & Testing	699710	05/07/2025	1,125.00
US BANK VOYAGER FLEET SYSTEMS	Unleaded/Diesel Fuel	699778	05/14/2025	1,116.55
YOLANDA GARCIA	Reimbursement Expense	699909	05/28/2025	1,099.82
LANGUAGELINE SOLUTIONS	Translation Services	699824	05/21/2025	1,082.88
TEAMSTERS LOCAL 1932	Union Dues	699772	05/14/2025	1,079.17
ALPHA MEDIA LLC	Advertising	699645	05/07/2025	1,050.00
CINTAS CORPORATION NO.2	Emergency Preparedness Supplies	699655	05/07/2025	1,048.05
HIRERIGHT, LLC	Background Service	699658	05/07/2025	1,038.15
SUN CHEMICAL	Cleaning Supplies-Vehicle	699838	05/21/2025	1,034.40
PALM SPRINGS MOTORS, INC.	Inventory Repair Parts	699758	05/14/2025	1,020.40
QUADIENT FINANCE USA, INC.	Postage	699697	05/07/2025	1,000.00
Total Checks Over \$1,000	\$3,826,668.14			
Total Checks Under \$1,000	\$40,674.50			
Total Checks	\$3,867,342.64			

SunLine Transit Agency

CONSENT CALENDAR

DATE: July 23, 2025

APPROVE

TO: Finance/Audit Committee
Board of Directors

RE: Acceptance of Credit Card Statement for May 2025

Summary:

The attached report summarizes the Agency's credit card expenses for May 2025. The report summarizes transactions for the credit cards which align with the statement closing date of May 30, 2025.

Recommendation:

Approve.

SunLine Transit Agency Visa Credit Card Statement

Closing Date: 05/30/2025

Name on Card: Ray Stevens (Procurement Card)

	Trans. Date	Post. Date	Name	Detail-Description	Credits	Charges
1	04/30/25	5/1/2025	Stadia Maps, Inc.	Standard Maps API Subscription for 12 Months		\$ 980.00
2	04/30/25	5/1/2025	Expedia	APTA Legislative Conference - Washington D.C. Luis Garcia - Flight Expense (Booking Fee)		\$ 11.69
3	04/30/25	5/1/2025	Toll Roads of OC	Toll Roads Expense VEH#2201 Ford Explorer Hybrid		\$ 122.64
4	04/30/25	5/2/2025	APTA	APTA Legislative Conference - Washington D.C. Luis Garcia - Registration Fee		\$ 1,275.00
5	04/30/25	5/2/2025	American	APTA Legislative Conference - Washington D.C. Luis Garcia - Flight Expense		\$ 254.18
6	04/30/25	5/2/2025	United	APTA Legislative Conference - Washington D.C. Luis Garcia - Flight Expense		\$ 424.23
7	05/01/25	5/2/2025	APTA	California Transit Association 2025 Spring Legislative Conference Registration Fee - Edith Hernandez		\$ 320.00
8	05/01/25	5/5/2025	Marriott	American Bus Benchmarking Workshop Dylan Narz - Lodging Expense Balance		\$ 0.01
9	05/01/25	5/5/2025	Southwest	APTA Legislative Conference - Washington D.C. Edith Hernandez - Flight Expense		\$ 527.96
10	05/01/25	5/5/2025	Marriott	American Bus Benchmarking Workshop Marina Blackstone - Lodging Expense Balance		\$ 0.01
11	05/02/25	5/5/2025	Sam's Club	Boardroom Supplies		\$ 304.78
12	05/05/25	5/7/2025	Springhill Suites	SMS Principals in Transit Richard Powers - Lodging Expense		\$ 1,127.36
13	05/09/25	5/12/2025	On-site Gas Systems	Purchase of Electrolyzer Nitrogen Generator Filters		\$ 261.48
14	05/09/25	5/12/2025	Asher Adams	TransitTech Executive Summit Paul Mattern - Lodging Expense		\$ 788.66
15	05/13/25	5/14/2025	APTA	CA Transit Assoc. 60th Annual Fall Conf. & Expo Mona B. - Registration Fee		\$ 625.00
16	05/13/25	5/16/2025	PayPal	CA Professional Municipal Clerk (CPMC) for Vanessa Ordorica		\$ 1,500.00
17	05/14/25	5/15/2025	Tahquitz Pines Retreat	Greater Coachella Valley Chamber of Commerce (GCVCC) Annual Board Retreat - Idyllwild, CA Mona B. - Lodging Expense		\$ 197.01

	Trans. Date	Post. Date	Name	Detail-Description	Credits	Charges
18	05/14/25	5/15/2025	Jackson Racing	Fuel Cell Bus Specialized Oil & Filter		\$ 1,435.79
19	05/15/25	5/15/2025	Brimar Industries	Hydration Area Sign - Credit for Incorrect Sign	\$ (48.28)	
20	05/15/25	5/16/2025	Other Debits	Dedicated Graphic Card for Maintenance Laptop - Conversion Fee		\$ 7.24
21	05/15/25	5/16/2025	NNA Services	National Notary Association Training for Selena Montes		\$ 623.90
22	05/15/25	5/16/2025	Rugged Books, Inc.	Dedicated Graphic Card for Maintenance Laptop		\$ 724.00
23	05/16/25	5/19/2025	Comfort Inns	ZEBRA & Roundtable Conference - Missoula, MT Shawn Craycraft - Lodging Expense		\$ 364.58
24	05/19/25	5/21/2025	Hotel Washington	APTA Legislative Conference, Washington D.C. Edith Hernandez - Lodging Expense		\$ 462.64
25	05/20/25	5/21/2025	GCVCC	GCVCC Annual Board Retreat Mona B. - Retreat Fee & Meals		\$ 325.00
26	05/22/25	5/26/2025	PayPal	CVAG General Assembly 2025 Event Mona B. Luis G. & Edith H. - Registration Fee		\$ 154.25
27	05/23/25	5/26/2025	Certus Fusion Training	Safety Officer CAL-OSHA 30 Training for Rudy Ortega		\$ 247.79
28	05/24/25	5/26/2025	Harbor Freight Tools	Socket Rails for SunFuels		\$ 340.70
29	05/27/25	5/28/2025	North State	2025 North State Transit Symposium for Mona Babauta - Registration Fee		\$ 108.55
30	05/27/25	5/28/2025	Southwest	APTA Legislative Conference Edith Hernandez - Flight Credit	\$ (215.18)	
Totals:					\$ (263.46)	\$ 13,514.45



Reporting Period : 5/1/2025 - 5/30/2025

Statement Summary

Name	Ray Stevens	Company	Sunline Transit Agency
Account #	XXXX-XXXX-XXXX [REDACTED]	Currency	US Dollar
Reporting Period	5/1/2025 - 5/30/2025		

Trans Date	Post Date	Merchant Name	Charge Codes	Approved	Personal	Receipt	Amount
1 4/30/2025	5/1/2025	Stadia Maps, Inc Stadiamaps.Co, MI					980.00
		Purchase Stadia Maps, Inc	General Ledger Code: 5030300011				
		PR 22939 - Standard Maps API Subscription 12 months			IT Department - 00-42-5030300011		
<hr/>							
2 4/30/2025	5/1/2025	Expedia 73094625342677 Expedia.Com, WA					11.69
		Purchase Expedia 73094625342677	General Ledger Code: 5090200000				
		Approved Travel for Luis Garcia - 2025 APTA Legislative Conference - Expedia Booking Fee			Finance Department - 00-41-5090200000		
<hr/>							
3 4/30/2025	5/1/2025	The Toll Roads Of Oc 949-727-4800, CA					122.64
		Purchase The Toll Roads Of Oc	General Ledger Code: 5090200000				
		PR 22994 - The Toll Roads for VEH#2201 Ford Explorer Hybrid			Safety Department - 00-15-5090200000		
<hr/>							
4 4/30/2025	5/2/2025	Apta 202-4964800, DC					1,275.00
		Purchase Apta	General Ledger Code: 5090100000				
		Approved Travel for Luis Garcia - 2025 APTA Legislative Conference - Registration Fee			Finance Department - 00-41-5090200000		
<hr/>							
5 4/30/2025	5/2/2025	American Air Fort Worth, TX					254.18
		Purchase American Air	General Ledger Code: 5090200000				
		Approved Travel for Luis Garcia - 2025 APTA Legislative Conference - Flight Charge			Finance Department - 00-41-5090200000		

Trans Date	Post Date	Merchant Name	Charge Codes	Approved	Personal	Receipt	Amount
6 4/30/2025	5/2/2025	United United.Com, TX					424.23
		Purchase United	General Ledger Code: 5090200000				
		Approved Travel for Luis Garcia - 2025 APTA Legislative Conference		Finance Department - 00-41-5090200000			
<hr/>							
7 5/1/2025	5/2/2025	Fsp*cta 916-446-4656, CA					320.00
		Purchase Fsp*cta	General Ledger Code: 5090100000				
		Approved Travel for Edith Hernandez - 2025 APTA Legislative Conference - Registration Fee		Executive Department - 00-40-5090200000			
<hr/>							
8 5/1/2025	5/5/2025	Ac Hotel By Marriott D Dayton, OH					0.01
		Purchase Ac Hotel By Marriott D	General Ledger Code: 5090200000				
		Approved Travel for Dylan Narz - American Benchmarking Group Workshop - Lodging Charge		Transportation Department - 00-40-5090200000			
<hr/>							
9 5/1/2025	5/5/2025	Southwes Southwest.Com, TX					527.96
		Purchase Southwes	General Ledger Code: 5090200000				
		Approved Travel for Edith Hernandez - 2025 APTA Legislative Conference - Flight Charge		Executive Department - 00-40-5090200000			
<hr/>							
10 5/1/2025	5/5/2025	Ac Hotel By Marriott D Dayton, OH					0.01
		Purchase Ac Hotel By Marriott D	General Ledger Code: 5090200000				
		Approved Travel for Marina Blackstone- American Benchmarking Group Workshop - Lodging Charge		Transportation Department - 00-40-5090200000			
<hr/>							
11 5/2/2025	5/5/2025	Samsclub #6609 Palm Desert, CA					304.78
		Purchase Samsclub #6609	General Ledger Code: 5099900002				
		PR 23004 - Board Room Supplies		Facilities Department - 00-23-5049900002			
<hr/>							

Trans Date	Post Date	Merchant Name	Charge Codes	Approved	Personal	Receipt	Amount
12 5/5/2025	5/7/2025	Springhill Suites Pittsburgh, PA					1,127.36
		Purchase Springhill Suites	General Ledger Code: 5090200000				
		Approved Travel for Richard Powers - SMS - Principles in Transit			Safety Department - 00-15-5090200000		
13 5/9/2025	5/12/2025	On Site Gas Systems Inc 860-6678888, CT					261.48
		Purchase On Site Gas Systems Inc	General Ledger Code: 5099900002				
		PR 22970 - Electrolyzer Nitrogen Generator Filters			SunFuels Department - 00-10-5049900011		
14 5/9/2025	5/12/2025	Asher Adams An Autogra Salt Lake Cit, UT					788.66
		Purchase Asher Adams An Autogra	General Ledger Code: 5090200000				
		Approved Travel for Paul Mattern – Transit Tech Summit - Lodging Charge			Planning Department - 00-49-5090200000		
15 5/13/2025	5/14/2025	Fsp*cta 916-446-4656, CA					625.00
		Purchase Fsp*cta	General Ledger Code: 5090100000				
		Conference for Mona Babauta – California Transit Association’s 60th Annual Fall Conference & EXPO			Executive Department - 00-40-5090200000		
16 5/13/2025	5/16/2025	Paypal 4029357733, CA					1,500.00
		Purchase Paypal	General Ledger Code: 5030400000				
		California Professional Municipal Clerk (CPMC) 300 Session for Vanessa Ordorica			Executive Department - 00-40-5090200000		
17 5/14/2025	5/15/2025	Tahquitz Pines Retreat Www.Tahquitzp, CA					197.01
		Purchase Tahquitz Pines Retreat	General Ledger Code: 5090200000				
		Tahquitz Pines Retreat for Mona Babauta			Executive Department - 00-40-5090200000		

Trans Date	Post Date	Merchant Name	Charge Codes	Approved	Personal	Receipt	Amount
18 5/14/2025	5/15/2025	Jackson Racing 909-927-8500, CA					1,435.79
		Purchase Jackson Racing	General Ledger Code: 5049900022				
		PR 23000 - INV ROTREX SX150 FLUID				Finance Department - 00-00-1030101200	
19 5/15/2025	5/15/2025	Brimar Industries 973-340-7889, NJ					-48.28
		Credit Voucher Brimar Industries	General Ledger Code: 5099900002				
		PR 22706 - Hydration Area Sign for Safety - Credit for Incorrect Sign				Safety Department - 00-15-5049900009	
20 5/15/2025	5/16/2025						7.24
		Other Debits Currency Conversion Fee					
		PR 23044 - Dedicated graphic Card - Currency Fee				Maintenance Department - 00-22-5049900017	
21 5/15/2025	5/16/2025	Nna Services Llc Www.Nationaln, CA					623.90
		Purchase Nna Services Llc	General Ledger Code: 5039903800				
		PR 23089 - National Notary Association Training for Selena Montes				Executive Department - 00-40-5099900002	
22 5/15/2025	5/16/2025	Sp Rugged Books Inc. Niagara-On-Th, ON					724.00
		Purchase Sp Rugged Books Inc.	General Ledger Code: 5049900010				
		PR 23044 - Dedicated graphic Card				Maintenance Department - 00-22-5049900017	
23 5/16/2025	5/19/2025	Comfort Inns Missoula, MT					364.58
		Purchase Comfort Inns	General Ledger Code: 5090200000				
		Approved Travel for Shawn Craycraft - ZEBRA Conference - Lodging Charge				SunFuels - 00-10-5090200000	

Trans Date	Post Date	Merchant Name	Charge Codes	Approved	Personal	Receipt	Amount
24 5/19/2025	5/21/2025	Hotel Washington 202-6612400, DC					462.64
		Purchase Hotel Washington	General Ledger Code: 5090200000				
		Approved Travel for Edith Hernandez - 2025 APTA Legislative Conference - Lodging Charge		Executive Department - 00-40-5090200000			
<hr/>							
25 5/20/2025	5/21/2025	Gcvcc Gcvcc.Org, CA					325.00
		Purchase Gcvcc	General Ledger Code: 5090100000				
		GCVCC Annual Board Retreat for Mona Babauta		Executive Department - 00-40-5090200000			
<hr/>							
26 5/22/2025	5/26/2025	Paypal 402-935-7733, CA					154.25
		Purchase Paypal	General Ledger Code: 5099900002				
		PR 23158 - Registration for CVAG General Assembly 2025 event - Mona Babauta, Edith Hernandez, and Luis Garcia		Executive Department - 00-40-5090200000 Finance Department - 00-41-5090200000			
<hr/>							
27 5/23/2025	5/26/2025	Certus Fusion Training Www.Certus.Co, FL					247.79
		Purchase Certus Fusion Training	General Ledger Code: 5090200001				
		PR 23097 - Safety Officer CAL-OSHA 30 Training for Rudy Ortega		Safety Department - 00-15-5090200000			
<hr/>							
28 5/24/2025	5/26/2025	Harbor Freight Tools 805-388-1000, CA					340.70
		Purchase Harbor Freight Tools	General Ledger Code: 5049900011				
		PR 23151 - Socket Rails for SunFuels		SunFuels Department - 00-10-5049900400			
<hr/>							
29 5/27/2025	5/28/2025	Eb *2025 North State T 801-413-7200, CA					108.55
		Purchase Eb *2025 North State T	General Ledger Code: 5039903800				
		Conference for Mona Babauta - 2025 North State Transit Symposium		Executive Department - 00-40-5090200000			
<hr/>							

Trans Date	Post Date	Merchant Name	Charge Codes	Approved	Personal	Receipt	Amount
30 5/27/2025	5/28/2025	Southwes 800-435-9792, TX					-215.18
		Credit Voucher Southwes	General Ledger Code: 5090200000				
		Approved Travel for Edith Hernandez - 2025 APTA Legislative Conference - Flight Credit		Executive Department 00-40-5090200000			

Transaction Count: 30

Total: 13,250.99

Employee Signature

Date

Authorized Approver Signature

Date

SunLine Transit Agency Visa Credit Card Statement

Closing Date: 05/30/2025

Name on Card: Walter Watcher (Procurement Card)

	Trans. Date	Post. Date	Name	Detail-Description	Credits	Charges
1	05/08/25	5/9/2025	Project Mgmt Institute	PMP Annual Membership for Dioselyn Ayala Morena		\$ 154.00
2	05/15/25	5/15/2025	Canva.com	Yearly Canva Subscription for Operations Department		\$ 120.00
3	05/15/25	5/16/2025	Maply	Yearly Maply Max Subscription for Safety Department - Conversion Fee		\$ 4.68
4	05/15/25	5/16/2025	Maply	Yearly Maply Max Subscription for Safety Department		\$ 468.00
5	05/15/25	5/16/2025	Canva.com	Yearly Canva Subscription for Safety Department		\$ 120.00
Totals:					\$ -	\$ 866.68



Reporting Period : 5/1/2025 - 5/30/2025

Statement Summary

Name	Walter Watcher	Company	Sunline Transit Agency
Account #	XXXX-XXXX-XXXX-████	Currency	US Dollar
Reporting Period	5/1/2025 - 5/30/2025		

Trans Date	Post Date	Merchant Name	Charge Codes	Approved	Personal	Receipt	Amount
1 5/8/2025	5/9/2025	Project Management Instit Newtown Sq, PA					154.00
		Purchase Project Management Instit	General Ledger Code: 5090100000 Fund: 00				
2 5/15/2025	5/15/2025	Canva* I04517-1463143 Canva.Com, DE					120.00
		Purchase Canva* I04517-1463143	General Ledger Code: 5030303260 Fund: 00				
3 5/15/2025	5/16/2025						4.68
		Other Debits Currency Conversion Fee	Fund: 00				
4 5/15/2025	5/16/2025	Maply Max Subscription Singapore, SIN					468.00
		Purchase Maply Max Subscription	General Ledger Code: 5030300011 Fund: 00				
5 5/15/2025	5/16/2025	Canva* I04517-74190391 Canva.Com, DE					120.00
		Purchase Canva* I04517-74190391	General Ledger Code: 5030303260 Fund: 00				

Transaction Count: 5

Total: 866.68

Employee Signature

Date

Authorized Approver Signature

Date

SunLine Transit Agency Visa Credit Card Statement

Closing Date: 05/30/2025

Name on Card: Mona Babauta

	Trans. Date	Post Date	Reference	Detail - Description	Credits	Charges
1	5/3/2025	5/5/2025	United	California Hydrogen Leadership Summit in Sacramento, CA - United Airlines Roundtrip Flight from Palm Springs, CA to Sacramento, CA; Mona Babauta, CEO/General Manager <i>*unable to attend conference; flight credit shown below*</i>		\$384.20
2	5/7/2025	5/9/2025	United	Credit from United Airlines for Mona Babauta, CEO/General Manager - California Hydrogen Leadership Summit in Sacramento, CA <i>*explanation of flight credit attached*</i>		-\$384.20
3	5/8/2025	5/8/2025	Uber	Via TransitTech Executive Summit in Salt Lake City, UT - Uber ride; Mona Babauta, CEO/General Manager		\$45.55
4	5/8/2025	5/9/2025	Uber	Via TransitTech Executive Summit in Salt Lake City, UT - Uber ride from the airport to hotel; Mona Babauta, CEO/General Manager <i>*receipt 1 of 2*</i>		\$23.93
5	5/9/2025	5/9/2025	Uber	Via TransitTech Executive Summit in Salt Lake City, UT - Uber ride from the airport to hotel; Mona Babauta, CEO/General Manager <i>*receipt 2 of 2*</i>		\$5.00
6	5/9/2025	5/12/2025	Uber	Via TransitTech Executive Summit in Salt Lake City, UT - Uber ride from the hotel to the Salt Lake City, UT airport; Mona Babauta, CEO/General Manager <i>*receipt 1 of 2*</i>		\$21.94
7	5/9/2025	5/12/2025	Asher Adams	Via TransitTech Executive Summit in Salt Lake City, UT - Asher Adams, Autograph Collection Hotel; Mona Babauta, CEO/General Manager		\$788.66
8	5/9/2025	5/12/2025	Uber	Via TransitTech Executive Summit in Salt Lake City, UT - Uber ride Uber ride from the hotel to the Salt Lake City, UT airport; Mona Babauta, CEO/General Manager <i>*receipt 2 of 2*</i>		\$7.00
9	5/18/2025	5/19/2025	Ztrip	2025 APTA Legislative Conference in Washington, DC - Washington Flyer Taxi from airport to hotel; Mona Babauta, CEO/General Manager		\$78.79
10	5/12/2025	5/22/2025	Uber	2025 APTA Legislative Conference in Washington, DC - Uber ride from hotel to airport; Mona Babauta, CEO/General Manager		\$49.56
11	5/21/2025	5/23/2025	Marriott JW Wash DC	2025 APTA Legislative Conference in Washington, DC - JW Marriott Washington, DC Hotel; Mona Babauta, CEO/General Manager		\$1,525.92
12	5/22/2025	5/23/2025	CV Taxi	2025 APTA Legislative Conference in Washington, DC - CV Taxi ride from airport to work; Mona Babauta, CEO/General Manager		\$81.09
Credits and Charges:					\$0.00	\$2,627.44



Reporting Period : 5/1/2025 - 5/30/2025

Statement Summary

Name	Mona Babauta	Company	Sunline Transit Agency
Account #	[REDACTED]	Currency	US Dollar
Reporting Period	5/1/2025 - 5/30/2025		

Trans Date	Post Date	Merchant Name	Charge Codes	Approved	Personal	Receipt	Amount
1 5/3/2025	5/5/2025	United United.Com, TX					384.20
		Purchase United	General Ledger Code: 5090200000				
<hr/>							
2 5/7/2025	5/9/2025	United United.Com, TX					-384.20
		Credit Voucher United	General Ledger Code: 5090200000				
<hr/>							
3 5/8/2025	5/8/2025	Uber *trip Help.Uber.Com, CA					45.55
		Purchase Uber *trip	General Ledger Code: 5090200000				
<hr/>							
4 5/8/2025	5/9/2025	Uber *trip Help.Uber.Com, CA					23.93
		Purchase Uber *trip	General Ledger Code: 5090200000				
<hr/>							
5 5/9/2025	5/9/2025	Uber *trip Help.Uber.Com, CA					5.00
		Purchase Uber *trip	General Ledger Code: 5090200000				
<hr/>							

Trans Date	Post Date	Merchant Name	Charge Codes	Approved	Personal	Receipt	Amount
6 5/9/2025	5/12/2025	Uber *trip Help.Uber.Com, CA					21.94
		Purchase Uber *trip	General Ledger Code: 5090200000				
<hr/>							
7 5/9/2025	5/12/2025	Asher Adams An Autogra Salt Lake Cit, UT					788.66
		Purchase Asher Adams An Autogra	General Ledger Code: 5090200000				
<hr/>							
8 5/9/2025	5/12/2025	Uber *trip Help.Uber.Com, CA					7.00
		Purchase Uber *trip	General Ledger Code: 5090200000				
<hr/>							
9 5/18/2025	5/19/2025	Ztrip Dulles, VA					78.79
		Purchase Ztrip	General Ledger Code: 5090200000				
<hr/>							
10 5/21/2025	5/22/2025	Uber *trip Help.Uber.Com, CA					49.56
		Purchase Uber *trip	General Ledger Code: 5090200000				
<hr/>							
11 5/21/2025	5/23/2025	Marriott Jw Wash Dc 866-435-7627, DC					1,525.92
		Purchase Marriott Jw Wash Dc	General Ledger Code: 5090200000				
<hr/>							

Trans Date	Post Date	Merchant Name	Charge Codes	Approved	Personal	Receipt	Amount
12 5/22/2025	5/23/2025	Sq *coachella Valley Taxi Palm Desert, CA					81.09
		Purchase Sq *coachella Valley Taxi	General Ledger Code: 5090200000				

Transaction Count: 12

Total: 2,627.44

Employee Signature

Date

Authorized Approver Signature

Date

SunLine Transit Agency
CONSENT CALENDAR

DATE: July 23, 2025

APPROVE

TO: Finance/Audit Committee
Board of Directors

RE: Acceptance of Monthly Budget Variance Report for May 2025

Summary:

The budget variance report compares revenues and expenses to the respective line item budgets. The report identifies current monthly revenues and expenses as well as fiscal year to date (FYTD) values. The budgetary figures are represented as a straight line budget. Accordingly, the current monthly budget values are calculated by taking 1/12th of the annual budget. The FYTD budget values for the month of May 2025 are equal to 11/12^{ths} of the yearly budget.

Year to Date Summary

- As of May 31, 2025, the Agency's FYTD revenues are \$544,918 or 12.14% below the FYTD budget.
- As of May 31, 2025, the Agency's FYTD expenditures are \$39,866 or 0.09% above the FYTD budget.

Monthly Spotlight:

- The variance in legal services are primarily due to an increased usage of legal services and increased costs for new firm.

Recommendation:

Approve.

SunLine Transit Agency
Budget Variance Report
May 2025

Description	FY25 Total Budget	Current Month			Fiscal Year to Date			
		Actual	Budget	Positive (Negative)	FYTD Actual	FY25 FYTD Budget	Positive (Negative)	Percentage Remaining
Operating Revenues:								
Passenger Revenue	1,816,893	136,378	151,408	(15,030)	1,648,934	1,665,485	(16,551)	9.2%
Other Revenue	3,078,163	200,180	256,514	(56,334)	2,293,282	2,821,649	(528,367)	25.5%
Total Operating Revenue	4,895,056	336,558	407,921	(71,363)	3,942,217	4,487,135	(544,918)	19.5%
Operating Expenses:								
Operator & Mechanic Salaries & Wages	11,239,225	923,672	936,602	12,930	9,739,546	10,302,623	563,077	13.3%
Operator & Mechanic Overtime	1,241,785	185,558	103,482	(82,076)	1,652,679	1,138,303	(514,376)	-33.1%
Administration Salaries & Wages	7,861,873	700,359	655,156	(45,203)	6,973,118	7,206,717	233,599	11.3%
Administration Overtime	126,561	31,859	10,547	(21,312)	212,066	116,014	(96,052)	-67.6%
Fringe Benefits	11,105,305	899,656	925,442	25,786	9,302,984	10,179,863	876,879	16.2%
Communications	287,782	29,518	23,982	(5,536)	221,441	263,800	42,359	23.1%
Legal Services	687,176	286,799	57,265	(229,534)	1,215,765	629,911	(585,854)	-76.9%
Computer/Network Software Agreement	1,096,582	127,618	91,382	(36,236)	1,021,718	1,005,200	(16,518)	6.8%
Uniforms	99,824	5,644	8,319	2,675	68,616	91,505	22,889	31.3%
Contracted Services	1,647,019	79,920	137,252	57,331	935,382	1,509,767	574,385	43.2%
Equipment Repairs	26,500	335	2,208	1,873	21,049	24,292	3,243	20.6%
Security Services	168,000	12,438	14,000	1,562	134,238	154,000	19,762	20.1%
Fuel - CNG	1,920,006	133,328	160,001	26,672	1,199,838	1,760,006	560,168	37.5%
Fuel - Hydrogen	1,443,827	218,412	120,319	(98,093)	1,935,154	1,323,508	(611,645)	-34.0%
Tires	234,000	36,077	19,500	(16,577)	238,300	214,500	(23,800)	-1.8%
Office Supplies	82,260	6,737	6,855	118	59,896	75,405	15,509	27.2%
Travel/Training	250,200	(10,832)	20,850	31,682	181,524	229,350	47,826	27.4%
Repair Parts	2,008,500	170,745	167,375	(3,370)	1,482,004	1,841,125	359,121	26.2%
Facility Maintenance	87,000	8,508	7,250	(1,258)	57,595	79,750	22,155	33.8%
Electricity - CNG & Hydrogen	1,090,000	62,979	90,833	27,855	547,303	999,167	451,863	49.8%
Natural Gas	2,030,000	92,108	169,167	77,059	1,256,853	1,860,833	603,980	38.1%
Water and Gas	16,000	951	1,333	382	10,194	14,667	4,472	36.3%
Insurance Losses	1,235,000	249,599	102,917	(146,683)	1,845,280	1,132,083	(713,197)	-49.4%
Insurance Premium - Property	200,000	19,055	16,667	(2,388)	212,760	183,333	(29,427)	-6.4%
Repair Claims	100,000	-	8,333	8,333	(600)	91,667	92,267	100.6%
Fuel Taxes	124,500	5,772	10,375	4,603	83,308	114,125	30,817	33.1%
Other Expenses	7,070,699	669,133	589,225	(79,908)	6,755,565	6,481,474	(274,091)	4.5%
Self Consumed Fuel	(4,062,246)	(184,405)	(338,521)	(154,115)	(2,024,447)	(3,723,726)	(1,699,278)	50.2%
Total Operating Expenses (Before Depreciation)	49,417,378	4,761,543	4,118,115	(643,428)	45,339,130	45,299,264	(39,866)	8.3%
Operating Expenses in Excess of Operating Revenue		\$ (4,424,985)			\$ (41,396,913)			
Subsidies:								
Local	8,419,000	836,748	701,583	(135,164)	7,827,997	7,717,417	(110,580)	7.0%
State	30,588,336	3,040,114	2,549,028	(491,086)	28,441,075	28,039,308	(401,767)	7.0%
Federal	5,514,986	548,123	459,582	(88,541)	5,127,842	5,055,404	(72,437)	7.0%
Total Subsidies	44,522,322	4,424,985	3,710,194	(714,791)	41,396,913	40,812,129	(584,784)	7.0%
Net Operating Gain (Loss) After Subsidies	\$ (0)	\$ -			\$ -			

SunLine Transit Agency
Budget Variance Report
May 2025

Description	FY25 Total Budget	Current Month			Fiscal Year to Date			
		Actual	Budget	Positive (Negative)	FYTD Actual	FY25 FYTD Budget	Positive (Negative)	Percentage Remaining
Operating Expenses:								
Wages & Benefits	31,574,749	2,741,104	2,631,229	(109,875)	27,880,393	28,943,520	1,063,127	11.7%
Services	6,903,050	876,818	575,254	(301,564)	6,482,360	6,327,796	(154,564)	6.1%
Fuels & Lubricants	3,581,133	361,756	298,428	(63,328)	3,247,672	3,282,705	35,033	9.3%
Tires	234,000	36,077	19,500	(16,577)	238,300	214,500	(23,800)	-1.8%
Materials and Supplies	2,608,460	227,318	217,372	(9,947)	1,961,553	2,391,088	429,536	24.8%
Utilities	3,554,000	186,141	296,167	110,026	2,164,882	3,257,833	1,092,952	39.1%
Casualty & Liability	3,678,540	451,909	306,545	(145,364)	4,323,945	3,371,995	(951,950)	-17.5%
Taxes and Fees	124,500	5,772	10,375	4,603	83,308	114,125	30,817	33.1%
Miscellaneous Expenses	1,221,192	59,053	101,766	42,714	981,164	1,119,426	138,262	19.7%
Self Consumed Fuel	(4,062,246)	(184,405)	(338,521)	(154,115)	(2,024,447)	(3,723,726)	(1,699,278)	50.2%
Total Operating Expenses (Before Depreciation)	49,417,378	4,761,543	4,118,115	(643,428)	45,339,130	45,299,264	(39,866)	8.3%
Revenues:								
Passenger Revenue	1,816,893	136,378	151,408	(15,030)	1,648,934	1,665,485	(16,551)	9.2%
Other Revenue	3,078,163	200,180	256,514	(56,334)	2,293,282	2,821,649	(528,367)	25.5%
Total Operating Revenue	4,895,056	336,558	407,921	(71,363)	3,942,217	4,487,135	(544,918)	19.5%
Net Operating Gain (Loss)		\$ (4,424,985)			\$ (41,396,913)			
Subsidies:								
Local	8,419,000	836,748	701,583	(135,164)	7,827,997	7,717,417	(110,580)	7.0%
State	30,588,336	3,040,114	2,549,028	(491,086)	28,441,075	28,039,308	(401,767)	7.0%
Federal	5,514,986	548,123	459,582	(88,541)	5,127,842	5,055,404	(72,437)	7.0%
Total Subsidies	44,522,322	4,424,985	3,710,194	(714,791)	41,396,913	40,812,129	(584,784)	7.0%
Net Operating Gain (Loss) After Subsidies	\$ (0)	\$ -			\$ -			

Budget Variance Analysis - SunLine Transit Agency

Passenger Revenue

- Passenger fare revenues are within an acceptable range of the budget.
- As of May, ridership was at 4.5% above FY24 FYTD totals.
- Total system ridership was 113,366 trips above FY24 FYTD amounts.

Ridership

	FY24-May	FY25-May	Variance	%Δ
Fixed Route	237,916	233,464	(4,452)	-1.9%
Paratransit	10,347	9,463	(884)	-8.5%
SunRide	2,152	1,878	(274)	-12.7%
System Total	250,415	244,805	(5,610)	-2.2%

Ridership

	FYTD-FY24	FYTD-FY25	Variance	%Δ
Fixed Route	2,388,088	2,506,497	118,409	5.0%
Paratransit	110,460	102,685	(7,775)	-7.0%
SunRide	20,648	23,380	2,732	13.2%
System Total	2,519,196	2,632,562	113,366	4.5%

Other Revenue

- The unfavorable variance in other revenue is primarily due lower emission credit revenue as a result of low credit values.

Operator & Mechanic Salaries & Wages

- The favorable variance in operator and mechanic wages are due to vacancies.

Operator & Mechanic Overtime

- The unfavorable variance is primarily attributed to overtime for fixed route operators due to vacant positions.

Administration Salaries & Wages

- The favorable variance in administrative salaries and wages is primarily attributed to vacancies.

Administration Overtime

- The unfavorable variance is primarily attributed to overtime in the Maintenance department to account for vacant positions & premium pay for holidays worked.

Fringe Benefits

- Savings in fringe benefit expenditures are associated with vacancies across the Agency.

Communications

- Communication expenses are within an acceptable range of the budget.

Legal Services

- The unfavorable variance in legal services is primarily due to an increased usage of legal services and increased costs for new firm.

Computer/Network Software Agreement

- Software agreement expenditures are dependent on annual renewals of software agreements. Many renewals are completed at the beginning of the fiscal year.

Uniforms

- Uniform expenses are within an acceptable range of the budget.

Contracted Services

- Savings in contract services costs are primarily attributed to budgeted operating and maintenance costs for the hydrogen stations that were not incurred as of December

Equipment Repairs

- Equipment repair expenses are within an acceptable range of the budget.

Security Services

- Security services are within an acceptable range of the budget.

Fuel - CNG

- The favorable balance in fuel CNG expenses are primarily due to lower costs of natural gas.

Fuel - Hydrogen

- The unfavorable balance is due to an accrual of liquid hydrogen and increased deliveries of liquid hydrogen through the new station commissioning.

Tires

- Tire expenses are within an acceptable range of the budget.

Office Supplies

- Office supply expenses are within an acceptable range of the budget.

Travel/Training

- The favorable variance for travel & training savings can be attributed to different times at which training sessions are attended.

Repair Parts

- The favorable variance is due to lower than usual repairs for the first half of the fiscal year.

Facility Maintenance

- The favorable variance in facility maintenance expenses are primarily due to lower than anticipated YTD expenses for facility repairs.

Electricity - CNG & Hydrogen

- Electricity - CNG & Hydrogen expenses are less than anticipated use in the first half of FY25 due to increase utilization of the liquid hydrogen station.

Natural Gas

- The positive variance is primarily attributed to lower usage of CNG fixed route vehicles over budgeted estimates for FY25.

Water and Gas

- Water and gas expenses are within an acceptable range of the budget.

Insurance Losses

- The variance in insurance losses is primarily due to a quarterly reconciliation to estimated losses from the Agency's risk pool.

Insurance Premium - Property

- The unfavorable balance is primarily attributed to the increased value of insured assets.

Repair Claims

- Repair claim expenses are below budget due to fewer than anticipated collision repairs.

Fuel Taxes

- Fuel tax expenses are within an acceptable range of the budget.

Other Expenses

- Other expenses are within an acceptable range of the budget.

Self-Consumed Fuel

- The variance in primarily due to less than anticipated fuel utilized by the Agency.

SunLine Transit Agency
CONSENT CALENDAR

DATE: July 23, 2025 **APPROVE**

TO: Finance/Audit Committee
Board of Directors

RE: Acceptance of Contracts Signed between \$25,000 and \$250,000 for May 2025

Summary:

In accordance with Chapter 2, Section 1.2 of the Procurement Policy, the attached report summarizes SunLine's contracts, purchase orders and amendments signed in excess of \$25,000 and less than \$250,000. This ensures the Board is aware of the obligations entered into under the CEO/General Manager's authority.

There was four (4) purchase orders executed in May 2025 between \$25,000 and \$250,000:

Vendor	Purpose	Amount
Trapeze	Software Renewal	\$30,926.00
Trapeze	Software Renewal	\$27,351.48
Trapeze	Software Renewal	\$45,638.55
Johnson Equipment	Cradlepoint Antennas	\$75,835.37

Recommendation:

Approve.

Contracts Signed Between \$25,000 and \$250,000
May 2025

Vendor	Product/Service	Need	Budgeted	Budgeted Amount	Cost	Type
Trapeze	Software Renewal	Dispatch Software	FY26	\$30,926.00	\$30,926.00	Purchase Order
Trapeze	Software Renewal	Data Collection S/W	FY26	\$27,351.48	\$27,351.48	Purchase Order
Trapeze	Software Renewal	Schedule Planning	FY26	\$45,638.55	\$45,638.55	Purchase Order
Johnson Equipment	Equipment	Cradlepoint Antennas	FY25	\$97,840.82	\$75,835.37	Purchase Order

SunLine Transit Agency
CONSENT CALENDAR

DATE: July 23, 2025

APPROVETO: Finance/Audit Committee
Board of DirectorsRE: Acceptance of Union & Non-Union Pension Investment Asset Summary
for May 2025Summary:

The pension asset summary demonstrates the market value of all assets as well as the total asset allocation for SunLine's union and non-union retirement plans. The following table states the target and range values for asset allocations based on the current investment policy:

Asset Class		Target	Range
Growth Assets			
	Domestic Equity	36.0%	16% – 56%
	International Equity	19.0%	0% - 39%
	Other		0% – 20%
Income Assets			
	Fixed Income	45.0%	25% - 65%
	Other	0.0%	0% – 20%
Real Return Assets		0.0%	0% – 20%
Cash Equivalents		0.0%	0% – 20%

For the month of May, SunLine's investments fell within the approved range of investment type for the union and non-union assets.

Union

Asset Class		Actual	Range
Growth Assets			
	Domestic Equity	28.6%	16% – 56%
	International Equity	17.1%	0% - 39%
	Other	7.7%	0% – 20%
Income Assets			
	Fixed Income	41.0%	25% - 65%
	Other	4.6%	0% – 20%
Real Return Assets		0.0%	0% – 20%

Cash Equivalents	1.0%	0% – 20%
-------------------------	------	----------

Non-Union

Asset Class		Actual	Range
Growth Assets			
	Domestic Equity	28.6%	16% – 56%
	International Equity	17.2%	0% - 39%
	Other	7.6%	0% – 20%
Income Assets			
	Fixed Income	40.8%	25% - 65%
	Other	4.6%	0% – 20%
Real Return Assets		0.0%	0% – 20%
Cash Equivalents		1.2%	0% – 20%

Components may not sum to 100.0% due to rounding.

For the month of May, the market value of assets increased by \$1,028,839 and \$1,043,946 for the union and non-union plans, respectively.

Month to Month Asset Comparison

Month	Market Value - Union	Market Value – Non-Union
April 2025	\$43,558,801	\$43,773,845
May 2025	\$44,587,640	\$44,817,791
Increase (Decrease)	\$1,028,839	\$1,043,946

Recommendation:

Approve.

Portfolio Summary and Statistics

For the Month Ending **May 31, 2025**

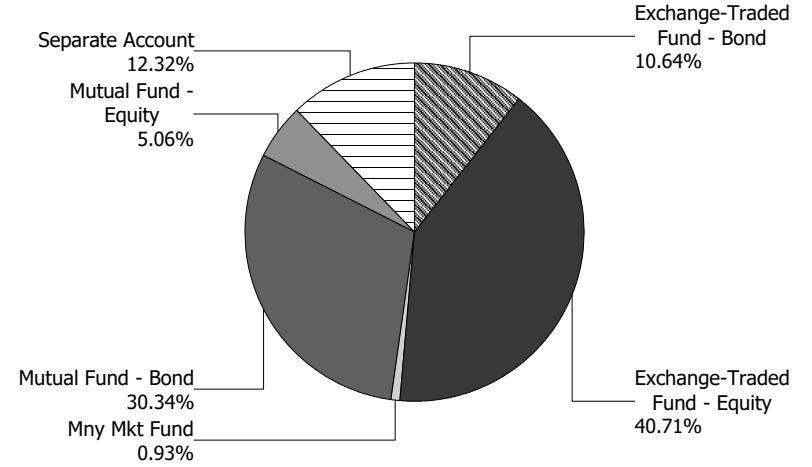
SUNLINE EMPLOYEES RETIREMENT BARGAINING - [REDACTED]

Account Summary

Description	Par Value	Market Value	Percent
Separate Account	4,314,476.35	5,491,828.16	12.32
Mutual Fund - Equity	84,007.27	2,254,345.61	5.06
Mutual Fund - Bond	1,344,697.79	13,529,133.42	30.34
Money Market Mutual Fund	413,530.12	413,530.12	0.93
Exchange-Traded Fund - Equity	613,260.00	18,155,569.68	40.71
Exchange-Traded Fund - Bond	48,351.00	4,743,233.10	10.64
Managed Account Sub-Total	6,818,322.53	44,587,640.09	100.00%
Accrued Interest		0.00	
Total Portfolio	6,818,322.53	44,587,640.09	

Unsettled Trades 0.00 0.00

Sector Allocation



Detail of Securities Held & Market Analytics

For the Month Ending **May 31, 2025**

SUNLINE EMPLOYEES RETIREMENT BARGAINING - [REDACTED]

Security Type/Description	Dated Date/Coupon/Maturity	CUSIP	Ticker	Shares	Average Cost/Share	Original Cost	Market Price	Market Value	Unreal G/L on Cost	Percentage
Exchange-Traded Fund - Bond										
ISHARES CORE U.S. AGGREGATE		464287226	8278395	6,446.00	92.76	597,930.32	98.10	632,352.60	34,422.28	1.41
ISHARES CORE U.S. AGGREGATE		464287226	8278395	7,159.00	97.77	699,934.71	98.10	702,297.90	2,363.19	1.58
ISHARES CORE U.S. AGGREGATE		464287226	8278395	7,165.00	97.84	701,023.60	98.10	702,886.50	1,862.90	1.58
ISHARES CORE U.S. AGGREGATE		464287226	8278395	3,307.00	96.40	318,794.80	98.10	324,416.70	5,621.90	0.73
ISHARES CORE U.S. AGGREGATE		464287226	8278395	4,049.00	98.87	400,324.63	98.10	397,206.90	(3,117.73)	0.89
ISHARES CORE U.S. AGGREGATE		464287226	8278395	3,322.00	99.12	329,276.64	98.10	325,888.20	(3,388.44)	0.73
ISHARES CORE U.S. AGGREGATE		464287226	8278395	16,903.00	98.64	1,667,311.92	98.10	1,658,184.30	(9,127.62)	3.72
Security Type Sub-Total				48,351.00		4,714,596.62	686.70	4,743,233.10	28,636.48	10.64
Exchange-Traded Fund - Equity										
Schwab US Large-Cap ETF		808524201	17333747	39,046.00	22.81	890,639.26	23.30	909,771.80	19,132.54	2.04
Schwab US Large-Cap ETF		808524201	17333747	480,606.00	22.54	10,834,461.26	23.30	11,198,119.80	363,658.54	25.11
Vanguard FTSE Developed ETF		921943858	12373850	19,229.00	52.35	1,006,634.30	55.58	1,068,747.82	62,113.52	2.40
Vanguard Total Intl Stock		921909768	23836382	6,003.00	61.64	370,024.92	66.94	401,840.82	31,815.90	0.90
Vanguard Total Intl Stock		921909768	23836382	46,985.00	63.70	2,992,944.50	66.94	3,145,175.90	152,231.40	7.05
Vanguard Total Intl Stock		921909768	23836382	3,480.00	52.06	181,168.80	66.94	232,951.20	51,782.40	0.52
Vanguard Total Intl Stock		921909768	23836382	8,030.00	47.86	384,314.20	66.94	537,528.20	153,214.00	1.21
Vanguard Total Intl Stock		921909768	23836382	2,586.00	56.19	145,307.34	66.94	173,106.84	27,799.50	0.39
Vanguard Total Intl Stock		921909768	23836382	2,875.00	51.81	148,953.46	66.94	192,452.50	43,499.04	0.43
Vanguard Total Intl Stock		921909768	23836382	1,834.00	54.44	99,842.96	66.94	122,767.96	22,925.00	0.28
Vanguard Total Intl Stock		921909768	23836382	2,586.00	56.52	146,160.72	66.94	173,106.84	26,946.12	0.39
Security Type Sub-Total				613,260.00		17,200,451.72	637.70	18,155,569.68	955,117.96	40.72
Money Market Mutual Fund										
First AM Gov Oblig-Z		31846V567	351477	413,530.12	1.00	413,530.12	100.00	413,530.12	0.00	0.93
DTD 01/01/2010 0.000%	--									
Security Type Sub-Total				413,530.12		413,530.12	100.00	413,530.12	0.00	0.93
Mutual Fund - Bond										

Detail of Securities Held & Market Analytics

For the Month Ending **May 31, 2025**

SUNLINE EMPLOYEES RETIREMENT BARGAINING - [REDACTED]										
Security Type/Description	Dated Date/Coupon/Maturity	CUSIP	Ticker	Shares	Average Cost/Share	Original Cost	Market Price	Market Value	Unreal G/L on Cost	Percentage
Mutual Fund - Bond										
BAIRD CORE PLUS BOND-INST		057071870	7001692	496,641.54	10.77	5,348,092.81	10.09	5,011,113.17	(336,979.64)	11.24
BBH LIMITED DURATION-I		05528X851	7344118	0.03	10.29	0.35	10.46	0.36	0.01	0.00
NUVEEN CORE BOND FUND-R6		87244W607	7580345	323,973.99	9.15	2,964,364.50	9.06	2,935,204.31	(29,160.19)	6.58
PGIM TOTAL RETURN BOND-R6		74440B884	168981	322,677.84	13.17	4,250,171.94	11.89	3,836,639.55	(413,532.39)	8.60
VOYA INTERMEDIATE BOND-R6		92913L569	IIBZX	201,404.39	9.59	1,930,732.09	8.67	1,746,176.03	(184,556.06)	3.92
Security Type Sub-Total				1,344,697.79		14,493,361.69	50.17	13,529,133.42	(964,228.27)	30.34
Mutual Fund - Equity										
COLUMBIA SMALL CAP GRW-INST3		19765Y340	195897	9,629.50	28.07	270,300.00	27.83	267,988.92	(2,311.08)	0.60
GLDMN SCHS GQG PRT INTL-R6		38147N269	GSIX	36,878.77	19.34	713,335.27	22.26	820,921.42	107,586.15	1.84
HRDNG LVNR INTL EQTY-INST		412295107	175052	19,680.08	28.64	563,700.77	27.70	545,138.19	(18,562.58)	1.22
HRTFRD SCHR EM MRKT EQ-SDR		41665H789	10575468	12,957.31	15.22	197,181.37	17.92	232,195.08	35,013.71	0.52
UNDISC MGRS BEHAV VAL-R6		904504479	1428076	4,861.61	87.23	424,087.81	79.83	388,102.00	(35,985.81)	0.87
Security Type Sub-Total				84,007.27		2,168,605.22	175.54	2,254,345.61	85,740.39	5.05
Separate Account										
ATEL PRIVATE DEBT FUND II DTD 01/01/2010 0.000% --		ATEL00019	SA406	49,000.00	1.00	49,000.00	114.70	56,205.13	7,205.13	0.13
ATEL PRIVATE DEBT FUND II DTD 01/01/2010 0.000% --		ATEL00019	SA406	45,325.00	1.00	45,325.00	114.70	51,989.74	6,664.74	0.12
ATEL PRIVATE DEBT FUND II DTD 01/01/2010 0.000% --		ATEL00019	SA406	45,325.00	1.00	45,325.00	114.70	51,989.74	6,664.74	0.12
ATEL PRIVATE DEBT FUND II DTD 01/01/2010 0.000% --		ATEL00019	SA406	45,325.00	1.00	45,325.00	114.70	51,989.74	6,664.74	0.12
ATEL PRIVATE DEBT FUND II DTD 01/01/2010 0.000% --		ATEL00019	SA406	49,000.00	1.00	49,000.00	114.70	56,205.13	7,205.13	0.13
ATEL PRIVATE DEBT FUND II DTD 01/01/2010 0.000% --		ATEL00019	SA406	16,876.11	1.00	16,876.11	114.70	19,357.63	2,481.52	0.04
ATEL PRIVATE DEBT FUND II DTD 01/01/2010 0.000% --		ATEL00019	SA406	45,325.00	1.00	45,325.00	114.70	51,989.74	6,664.74	0.12

Detail of Securities Held & Market Analytics

For the Month Ending **May 31, 2025**

SUNLINE EMPLOYEES RETIREMENT BARGAINING - [REDACTED]										
Security Type/Description Dated Date/Coupon/Maturity	CUSIP	Ticker	Shares	Average Cost/Share	Original Cost	Market Price	Market Value	Unreal G/L on Cost	Percentage	
Separate Account										
ATEL PRIVATE DEBT FUND II DTD 01/01/2010 0.000% --	ATEL00019	SA406	45,325.00	1.00	45,325.00	114.70	51,989.74	6,664.74	0.12	
ATEL PRIVATE DEBT FUND II DTD 01/01/2010 0.000% --	ATEL00019	SA406	49,980.00	1.00	49,980.00	114.70	57,329.23	7,349.23	0.13	
BLACKSTONE INFRASTRUCTURE PRTNRS F 2 L. DTD 10/01/2024 0.000% --	BKSTONE63	SA495	900,000.00	1.00	900,000.00	110.16	991,426.00	91,426.00	2.22	
GOLUB CAPITAL XIV INT'L DTD 01/01/2010 0.000% --	GOLUB0090	F_GOLUB	180,000.00	1.00	180,000.00	126.42	227,551.88	47,551.88	0.51	
GOLUB CAPITAL XIV INT'L DTD 01/01/2010 0.000% --	GOLUB0090	F_GOLUB	1,101,466.00	1.00	1,101,466.00	126.42	1,392,448.12	290,982.12	3.12	
NB SOF V DTD 01/01/2010 0.000% --	NBSOFV007	F_NBF	80,433.93	1.00	80,433.93	139.61	112,294.15	31,860.22	0.25	
NB SOF V DTD 01/01/2010 0.000% --	NBSOFV007	F_NBF	147,000.00	1.00	147,000.00	139.61	205,227.32	58,227.32	0.46	
NB SOF V DTD 01/01/2010 0.000% --	NBSOFV007	F_NBF	309,750.00	1.00	309,750.00	139.61	432,443.29	122,693.29	0.97	
NB SOF V DTD 01/01/2010 0.000% --	NBSOFV007	F_NBF	204,378.01	1.00	204,378.01	139.61	285,333.00	80,954.99	0.64	
NB SOF V DTD 01/01/2010 0.000% --	NBSOFV007	F_NBF	145,309.38	1.00	145,309.38	139.61	202,867.04	57,557.66	0.46	
NB SOF V DTD 01/01/2010 0.000% --	NBSOFV007	F_NBF	127,930.57	1.00	127,930.57	139.61	178,604.41	50,673.84	0.40	
NB SOF V DTD 01/01/2010 0.000% --	NBSOFV007	F_NBF	130,837.59	1.00	130,837.59	139.61	182,662.91	51,825.32	0.41	
NB SOF V DTD 01/01/2010 0.000% --	NBSOFV007	F_NBF	252,000.00	1.00	252,000.00	139.61	351,818.27	99,818.27	0.79	
NB SOF V DTD 01/01/2010 0.000% --	NBSOFV007	F_NBF	180,319.43	1.00	180,319.43	139.61	251,744.72	71,425.29	0.56	
NB SOF V DTD 01/01/2010 0.000% --	NBSOFV007	F_NBF	105,000.00	1.00	105,000.00	139.61	146,590.94	41,590.94	0.33	

Detail of Securities Held & Market Analytics

For the Month Ending **May 31, 2025**

SUNLINE EMPLOYEES RETIREMENT BARGAINING - [REDACTED]									
Security Type/Description Dated Date/Coupon/Maturity	CUSIP	Ticker	Shares	Average Cost/Share	Original Cost	Market Price	Market Value	Unreal G/L on Cost	Percentage
Separate Account									
NB SOF V DTD 01/01/2010 0.000% --	NBSOFV007	F_NBF	58,570.33	1.00	58,570.33	139.61	81,770.29	23,199.96	0.18
Security Type Sub-Total			4,314,476.35		4,314,476.35	2,931.05	5,491,828.16	1,177,351.81	12.33
Managed Account Sub-Total			6,818,322.53		43,305,021.72	4,581.16	44,587,640.09	1,282,618.37	100.01
Securities Sub-Total			\$6,818,322.53		\$43,305,021.72	\$4,581.16	\$44,587,640.09	\$1,282,618.37	100.01%
Accrued Interest							\$0.00		
Total Investments							\$44,587,640.09		

Portfolio Summary and Statistics

For the Month Ending **May 31, 2025**

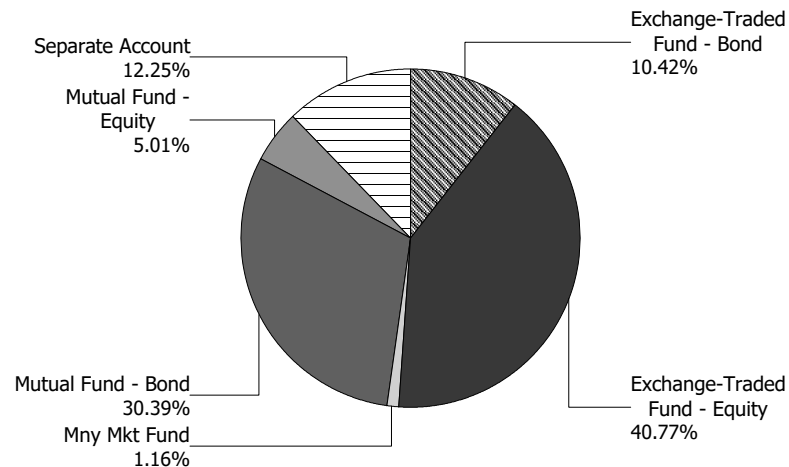
SUNLINE EMPLOYEES RETIREMENT NON-BARGAI

Account Summary

Description	Par Value	Market Value	Percent
Separate Account	4,314,476.35	5,491,828.05	12.25
Mutual Fund - Equity	83,727.30	2,244,643.07	5.01
Mutual Fund - Bond	1,353,351.84	13,621,279.85	30.39
Money Market Mutual Fund	521,526.09	521,526.09	1.16
Exchange-Traded Fund - Equity	616,500.00	18,270,719.84	40.77
Exchange-Traded Fund - Bond	47,582.00	4,667,794.20	10.42
Managed Account Sub-Total	6,937,163.58	44,817,791.10	100.00%
Accrued Interest		0.00	
Total Portfolio	6,937,163.58	44,817,791.10	

Unsettled Trades **0.00** **0.00**

Sector Allocation



Detail of Securities Held & Market Analytics

For the Month Ending **May 31, 2025**

SUNLINE EMPLOYEES RETIREMENT NON-BARGAI - [REDACTED]

Security Type/Description	Dated Date/Coupon/Maturity	CUSIP	Ticker	Shares	Average Cost/Share	Original Cost	Market Price	Market Value	Unreal G/L on Cost	Percentage
Exchange-Traded Fund - Bond										
ISHARES CORE U.S. AGGREGATE		464287226	8278395	3,317.00	96.40	319,758.80	98.10	325,397.70	5,638.90	0.73
ISHARES CORE U.S. AGGREGATE		464287226	8278395	7,146.00	97.84	699,164.64	98.10	701,022.60	1,857.96	1.55
ISHARES CORE U.S. AGGREGATE		464287226	8278395	4,049.00	98.87	400,324.63	98.10	397,206.90	(3,117.73)	0.89
ISHARES CORE U.S. AGGREGATE		464287226	8278395	3,372.00	99.12	334,232.64	98.10	330,793.20	(3,439.44)	0.74
ISHARES CORE U.S. AGGREGATE		464287226	8278395	6,272.00	92.76	581,790.09	98.10	615,283.20	33,493.11	1.37
ISHARES CORE U.S. AGGREGATE		464287226	8278395	17,290.00	98.64	1,705,485.60	98.10	1,696,149.00	(9,336.60)	3.78
ISHARES CORE U.S. AGGREGATE		464287226	8278395	6,136.00	97.77	599,916.11	98.10	601,941.60	2,025.49	1.34
Security Type Sub-Total				47,582.00		4,640,672.51	686.70	4,667,794.20	27,121.69	10.40
Exchange-Traded Fund - Equity										
SCHWAB US LARGE-CAP ETF		808524201	17333747	479,098.00	22.54	10,800,465.91	23.30	11,162,983.40	362,517.49	24.91
SCHWAB US LARGE-CAP ETF		808524201	17333747	43,384.00	22.81	989,589.04	23.30	1,010,847.20	21,258.16	2.26
VANGUARD FTSE DEVELOPED ETF		921943858	12373850	17,313.00	52.35	906,332.09	55.58	962,256.54	55,924.45	2.15
VANGUARD TOTAL INTL STOCK		921909768	23836382	3,770.00	52.06	196,266.20	66.94	252,363.80	56,097.60	0.56
VANGUARD TOTAL INTL STOCK		921909768	23836382	46,985.00	63.70	2,992,944.50	66.94	3,145,175.90	152,231.40	7.02
VANGUARD TOTAL INTL STOCK		921909768	23836382	2,470.00	56.52	139,604.40	66.94	165,341.80	25,737.40	0.37
VANGUARD TOTAL INTL STOCK		921909768	23836382	2,875.00	51.81	148,953.46	66.94	192,452.50	43,499.04	0.43
VANGUARD TOTAL INTL STOCK		921909768	23836382	1,375.00	54.44	74,855.00	66.94	92,042.50	17,187.50	0.21
VANGUARD TOTAL INTL STOCK		921909768	23836382	6,003.00	61.64	370,024.92	66.94	401,840.82	31,815.90	0.90
VANGUARD TOTAL INTL STOCK		921909768	23836382	2,469.00	56.19	138,733.11	66.94	165,274.86	26,541.75	0.37
VANGUARD TOTAL INTL STOCK		921909768	23836382	10,758.00	47.86	514,875.73	66.94	720,140.52	205,264.79	1.61
Security Type Sub-Total				616,500.00		17,272,644.36	637.70	18,270,719.84	998,075.48	40.79
Money Market Mutual Fund										
FIRST AM GOV OBLIG-Z		31846V567	351477	521,526.09	1.00	521,526.09	100.00	521,526.09	0.00	1.16
DTD 01/01/2010 0.000%	--									
Security Type Sub-Total				521,526.09		521,526.09	100.00	521,526.09	0.00	1.16
Mutual Fund - Bond										

Detail of Securities Held & Market Analytics

For the Month Ending **May 31, 2025**

SUNLINE EMPLOYEES RETIREMENT NON-BARGAI [REDACTED]

Security Type/Description	Dated Date/Coupon/Maturity	CUSIP	Ticker	Shares	Average Cost/Share	Original Cost	Market Price	Market Value	Unreal G/L on Cost	Percentage
Mutual Fund - Bond										
BAIRD CORE PLUS BOND-INST		057071870	7001692	500,093.97	10.74	5,371,076.00	10.09	5,045,948.12	(325,127.88)	11.26
BBH LIMITED DURATION-I		05528X851	7344118	0.03	10.29	0.35	10.46	0.36	0.01	0.00
NUVEEN CORE BOND FUND-R6		87244W607	7580345	323,973.99	9.15	2,964,364.50	9.06	2,935,204.31	(29,160.19)	6.55
PGIM TOTAL RETURN BOND-R6		74440B884	168981	326,470.85	13.15	4,292,121.75	11.89	3,881,738.32	(410,383.43)	8.66
VOYA INTERMEDIATE BOND-R6		92913L569	IIBZX	202,813.00	9.59	1,945,881.55	8.67	1,758,388.74	(187,492.81)	3.92

Security Type Sub-Total **1,353,351.84** **14,573,444.15** **50.17** **13,621,279.85** **(952,164.30)** **30.39**

Mutual Fund - Equity										
COLUMBIA SMALL CAP GRW-INST3		19765Y340	195897	9,529.75	28.07	267,500.00	27.83	265,212.86	(2,287.14)	0.59
GLDMN SCHS GQG PRT INTL-R6		38147N269	GSIX	36,819.12	19.34	712,235.01	22.26	819,593.62	107,358.61	1.83
HRDNG LVNR INTL EQTY-INST		412295107	175052	19,647.37	28.63	562,530.78	27.70	544,232.15	(18,298.63)	1.21
HRTFRD SCHR EM MRKT EQ-SDR		41665H789	10575468	12,919.82	15.22	196,610.96	17.92	231,523.25	34,912.29	0.52
UNDISC MGRS BEHAV VAL-R6		904504479	1428076	4,811.24	87.23	419,694.20	79.83	384,081.19	(35,613.01)	0.86

Security Type Sub-Total **83,727.30** **2,158,570.95** **175.54** **2,244,643.07** **86,072.12** **5.01**

Separate Account										
ATEL PRIVATE DEBT FUND II DTD 01/01/2010 0.000% --		ATEL00020	SA407	45,325.00	1.00	45,325.00	114.70	51,989.73	6,664.73	0.12
ATEL PRIVATE DEBT FUND II DTD 01/01/2010 0.000% --		ATEL00020	SA407	45,325.00	1.00	45,325.00	114.70	51,989.73	6,664.73	0.12
ATEL PRIVATE DEBT FUND II DTD 01/01/2010 0.000% --		ATEL00020	SA407	45,325.00	1.00	45,325.00	114.70	51,989.73	6,664.73	0.12
ATEL PRIVATE DEBT FUND II DTD 01/01/2010 0.000% --		ATEL00020	SA407	49,000.00	1.00	49,000.00	114.70	56,205.11	7,205.11	0.13
ATEL PRIVATE DEBT FUND II DTD 01/01/2010 0.000% --		ATEL00020	SA407	49,980.00	1.00	49,980.00	114.70	57,329.21	7,349.21	0.13
ATEL PRIVATE DEBT FUND II DTD 01/01/2010 0.000% --		ATEL00020	SA407	45,325.00	1.00	45,325.00	114.70	51,989.73	6,664.73	0.12
ATEL PRIVATE DEBT FUND II DTD 01/01/2010 0.000% --		ATEL00020	SA407	16,876.11	1.00	16,876.11	114.70	19,357.63	2,481.52	0.04

Detail of Securities Held & Market Analytics

For the Month Ending **May 31, 2025**

SUNLINE EMPLOYEES RETIREMENT NON-BARGAI - [REDACTED]										
Security Type/Description Dated Date/Coupon/Maturity	CUSIP	Ticker	Shares	Average Cost/Share	Original Cost	Market Price	Market Value	Unreal G/L on Cost	Percentage	
Separate Account										
ATEL PRIVATE DEBT FUND II DTD 01/01/2010 0.000% --	ATEL00020	SA407	45,325.00	1.00	45,325.00	114.70	51,989.73	6,664.73	0.12	
ATEL PRIVATE DEBT FUND II DTD 01/01/2010 0.000% --	ATEL00020	SA407	49,000.00	1.00	49,000.00	114.70	56,205.11	7,205.11	0.13	
BLACKSTONE INFRASTRUCTURE PRTNRS F 2 L. DTD 10/01/2024 0.000% --	BKSTONE64	SA496	900,000.00	1.00	900,000.00	110.16	991,426.00	91,426.00	2.21	
GOLUB CAPITAL XIV INT'L DTD 01/01/2010 0.000% --	GOLUB0091	F_GOLUB	1,101,466.00	1.00	1,101,466.00	126.42	1,392,448.12	290,982.12	3.11	
GOLUB CAPITAL XIV INT'L DTD 01/01/2010 0.000% --	GOLUB0091	F_GOLUB	180,000.00	1.00	180,000.00	126.42	227,551.88	47,551.88	0.51	
NB SOF V DTD 01/01/2010 0.000% --	NBSOFV008	F_NBF	204,378.01	1.00	204,378.01	139.61	285,333.00	80,954.99	0.64	
NB SOF V DTD 01/01/2010 0.000% --	NBSOFV008	F_NBF	145,309.38	1.00	145,309.38	139.61	202,867.04	57,557.66	0.45	
NB SOF V DTD 01/01/2010 0.000% --	NBSOFV008	F_NBF	309,750.00	1.00	309,750.00	139.61	432,443.29	122,693.29	0.96	
NB SOF V DTD 01/01/2010 0.000% --	NBSOFV008	F_NBF	147,000.00	1.00	147,000.00	139.61	205,227.32	58,227.32	0.46	
NB SOF V DTD 01/01/2010 0.000% --	NBSOFV008	F_NBF	130,837.59	1.00	130,837.59	139.61	182,662.91	51,825.32	0.41	
NB SOF V DTD 01/01/2010 0.000% --	NBSOFV008	F_NBF	127,930.57	1.00	127,930.57	139.61	178,604.41	50,673.84	0.40	
NB SOF V DTD 01/01/2010 0.000% --	NBSOFV008	F_NBF	180,319.43	1.00	180,319.43	139.61	251,744.72	71,425.29	0.56	
NB SOF V DTD 01/01/2010 0.000% --	NBSOFV008	F_NBF	252,000.00	1.00	252,000.00	139.61	351,818.27	99,818.27	0.79	
NB SOF V DTD 01/01/2010 0.000% --	NBSOFV008	F_NBF	105,000.00	1.00	105,000.00	139.61	146,590.94	41,590.94	0.33	
NB SOF V DTD 01/01/2010 0.000% --	NBSOFV008	F_NBF	80,433.93	1.00	80,433.93	139.61	112,294.15	31,860.22	0.25	

Detail of Securities Held & Market Analytics

For the Month Ending **May 31, 2025**

SUNLINE EMPLOYEES RETIREMENT NON-BARGAI - [REDACTED]									
Security Type/Description Dated Date/Coupon/Maturity	CUSIP	Ticker	Shares	Average Cost/Share	Original Cost	Market Price	Market Value	Unreal G/L on Cost	Percentage
Separate Account									
NB SOF V DTD 01/01/2010 0.000% --	NBSOFV008	F_NBF	58,570.33	1.00	58,570.33	139.61	81,770.29	23,199.96	0.18
Security Type Sub-Total			4,314,476.35		4,314,476.35	2,931.05	5,491,828.05	1,177,351.70	12.29
Managed Account Sub-Total			6,937,163.58		43,481,334.41	4,581.16	44,817,791.10	1,336,456.69	100.04
Securities Sub-Total			\$6,937,163.58		\$43,481,334.41	\$4,581.16	\$44,817,791.10	\$1,336,456.69	100.04%
Accrued Interest							\$0.00		
Total Investments							\$44,817,791.10		

SunLine Transit Agency
CONSENT CALENDAR

DATE: July 23, 2025

APPROVETO: Finance/Audit Committee
Board of Directors

RE: Acceptance of Ridership Report for May 2025

Summary:

	Monthly Ridership		Monthly Variance	
	May-25	May-24	Net	Percent
Fixed Route	233,464	237,916	(4,452)	(1.9%)
SunRide	1,878	2,152	(274)	(12.7%)
Taxi Voucher*	109	97	12	12.4%
SunDial	9,463	10,347	(884)	(8.5%)
Total	244,914	250,512	(5,598)	(2.2%)

Note: May 2025 ridership decreased compared to May 2024 due to one less weekday (22 vs. 23). Additionally, May 2025 was about 2°F warmer on average, with higher daytime and nighttime temperatures potentially contributing to reduced transit use. Average daily ridership in May 2025 was 8,301 on weekdays and 5,648 on weekends.

*Taxi Voucher rides are included for the system total; however, they are not NTD reportable.

Yearly Ridership	
Fiscal Year 2025	2,634,141
Fiscal Year 2024	2,521,047
Ridership Increase	113,094

Fiscal year to date system ridership increased by 113,094 rides or 4.49% compared to the previous fiscal year. The baseline of the attached COVID-19 Recovery chart is calendar year 2020, this allows a comparison of three (3) years.

Recommendation:

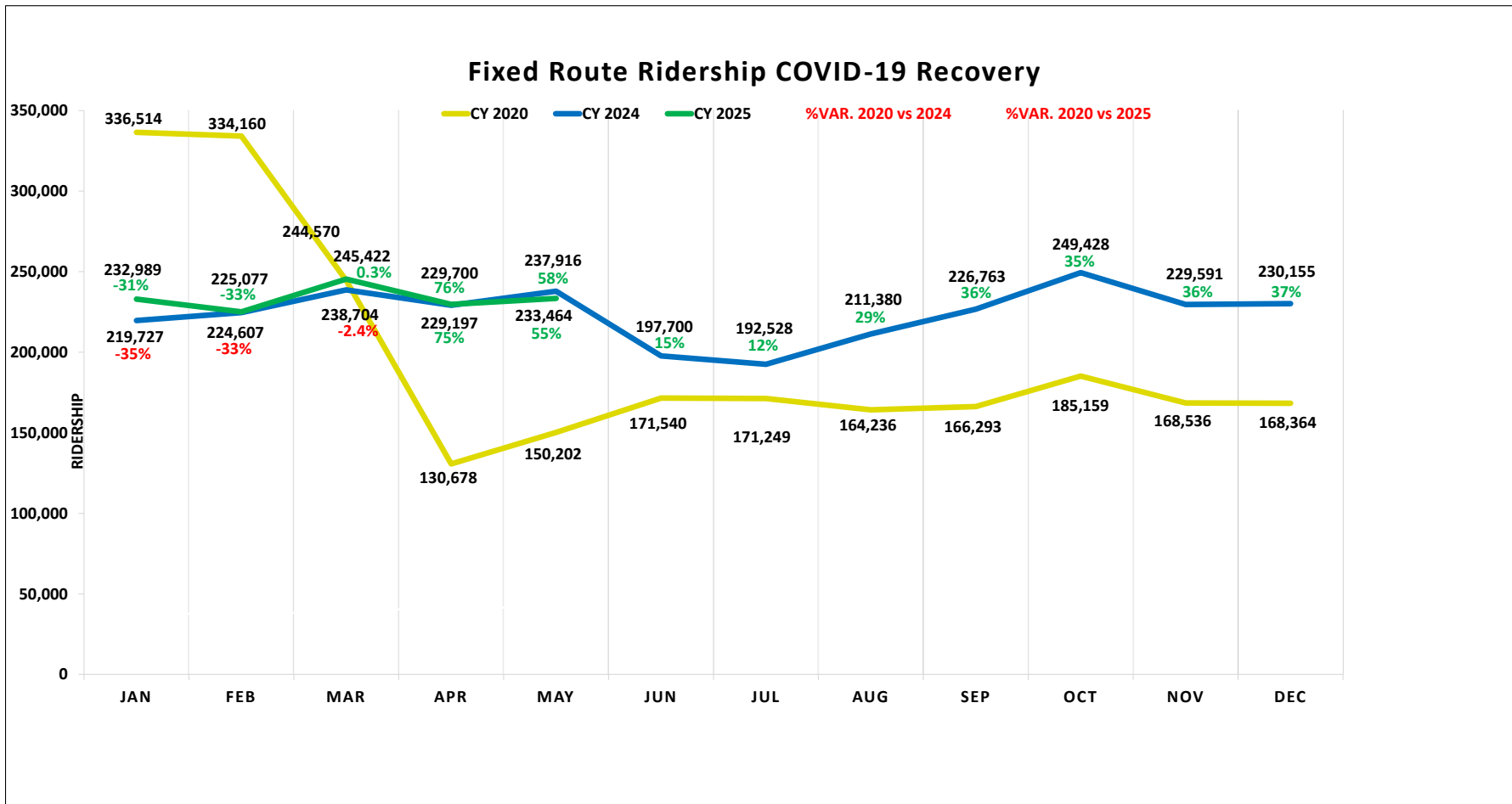
Approve.



SunLine Transit Agency Monthly Ridership Report May 2025

Fixed Route	May 2025	May 2024	FY 2025	FY 2024	Monthly KPI		Bikes		Wheelchairs	
			YTD	YTD	Passengers/ Rev. Hours	Passengers/ Rev. Miles	Monthly	FYTD	Monthly	FYTD
Route 1EV	47,672	52,257	545,865	545,742	20.0	1.6	1,759	20,496	240	2,902
Route 1WV	40,077	37,412	423,825	410,592	15.8	1.3	1,168	14,003	287	3,393
Route 2	63,131	66,810	704,525	667,073	18.6	1.4	1,709	18,926	543	5,636
Route 3	8,070	9,397	85,683	80,255	10.1	0.6	284	3,024	74	999
Route 4	20,678	19,889	220,385	205,631	11.5	0.8	587	6,090	122	1,339
Route 5	2,773	2,966	29,836	20,660	5.8	0.3	81	907	16	184
Route 6	5,077	4,490	51,964	36,288	9.0	0.7	122	1,663	42	338
Route 7	7,996	8,249	85,314	84,842	9.8	0.7	325	3,779	13	201
Route 8	17,795	18,583	180,623	172,746	10.9	0.7	503	5,140	105	923
Route 9	7,709	6,187	53,944	52,374	8.6	0.4	93	842	39	156
Route 10	2,363	2,600	36,216	32,917	19.2	0.2	24	2,101	12	357
Route 200 SB	246	147	1,822	1,791	14.5	0.7	1	7	-	1
Route 500 SB	295	522	1,683	3,484	10.0	1.5	-	3	-	-
Route 700 SB/NB	314	269	2,966	3,277	14.6	0.9	5	11	-	-
Route 701 SB/NB	1,635	998	10,035	8,367	114.2	7.5	1	23	1	8
Route 800 NB	4,148	3,505	37,217	21,198	225.6	11.1	-	7	-	12
Route 801 SB	3,094	2,325	29,084	23,614	176.3	10.4	-	19	5	13
Route 802 SB	88	395	2,245	4,525	13.1	0.7	-	-	-	2
Route 803 NB	303	915	3,266	12,711	24.5	1.2	-	-	-	-
Fixed Route Total	233,464	237,916	2,506,497	2,388,088		1.0	6,662	77,041	1,499	16,464
SunRide	1,878	2,152	23,380	20,648						
Taxi Voucher	109	97	1,579	1,851						
SunDial	9,463	10,347	102,685	110,460	1.9	0.1				
System Total	244,914	250,512	2,634,141	2,521,047	10.7	0.8				
	May-25	May-24								
Weekdays:	22	23								
Saturdays:	5	4								
Sundays:	4	4								
Total Days:	31	31								

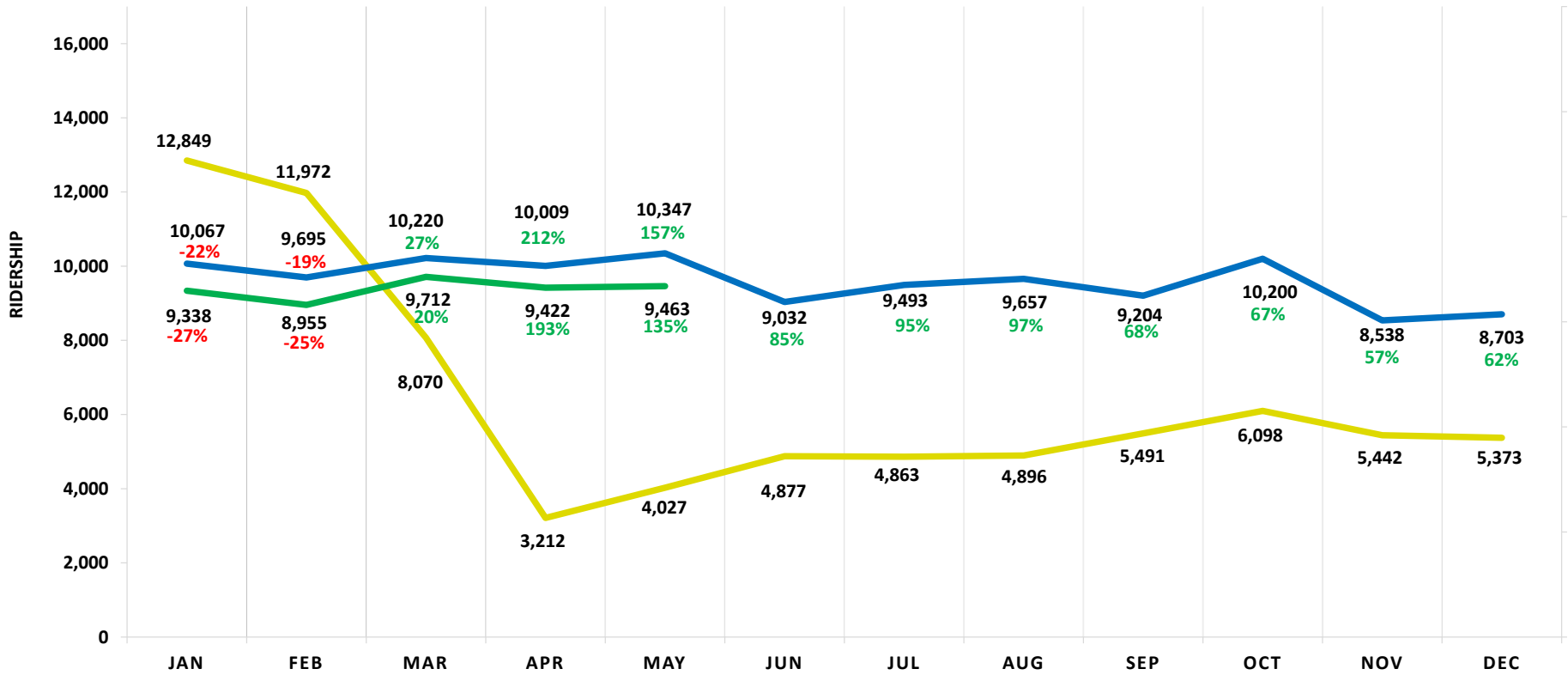
Haul Pass COD contributed with 7,163 rides, CSUSB with 1,314 rides.
 Mobile Ticketing contributed with 50,590 rides, the total for May 2025 includes 116 paratransit mobile tickets.



The COVID-19 pandemic caused a major national and global disruption with closures of businesses, schools and entertainment venues due to the implementation of national and statewide public health policies. Variances are in red close to their corresponding ridership number. 2024 and 2025 are referring to the baseline of 2020. CY 2020 will remain on the chart since it is the baseline needed to compare ridership recovery for CY 2024 & CY 2025. CY 2021 - CY 2023 have been removed to reflect the two (2) most recent years in recovery.

Paratransit Ridership COVID-19 Recovery

— CY 2020
 — CY 2024
 — CY 2025
 %VAR. 2020 vs 2024
 %VAR. 2020 vs 2025



The COVID-19 pandemic caused a major national and global disruption with closures of businesses, schools and entertainment venues due to the implementation of national and statewide public health policies. Variances are in red close to their corresponding ridership number. 2024 and 2025 are referring to the baseline of 2020.

CY 2020 will remain on the chart since it is the baseline needed to compare ridership recovery for CY 2024 & CY 2025. CY 2021 - CY 2023 have been removed to reflect the two (2) most recent years in recovery.

SunLine Transit Agency
CONSENT CALENDAR

DATE: July 23, 2025 **APPROVE**

TO: Finance/Audit Committee
Board of Directors

RE: Acceptance of SunDial Operational Notes for May 2025

Summary:

Due to ongoing bus technology upgrades, on-time performance (OTP) reporting will be temporarily paused to ensure data accuracy during system testing and calibration. Reporting will resume once the new system is fully implemented and validated.

The total number of passengers for the month of May 2025 were 9,463, which is a decrease of 884 passengers or 8.5% when compared to May 2024. Mobility device boardings for May 2025 decreased by 209 or 16.1% when compared to May 2024. During this month, the field supervisors conducted a total of 69 onboard inspections and 60 safety evaluations, which included pre-trip inspections and trailing evaluations. The supervisors have exceeded their monthly on-board evaluations goal of 60 by 9, which is a decrease of 23.3% when compared to May 2024. Similarly, while they met the safety evaluation goal of 60, this reflects a 42.3% decline from May 2024.

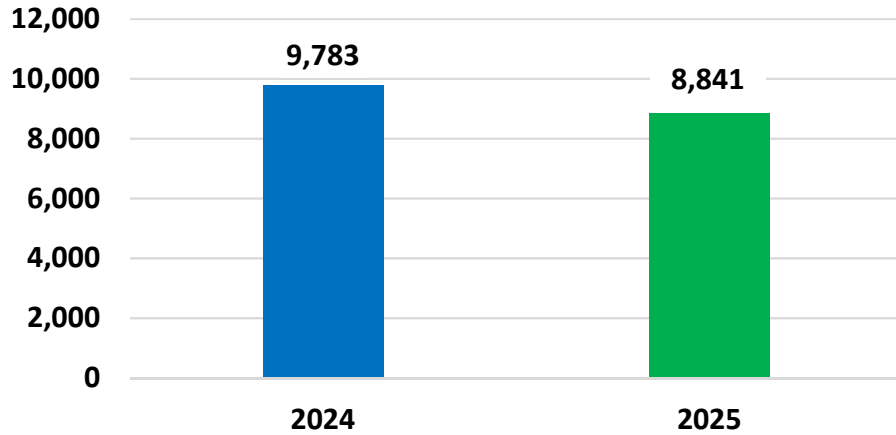
Recommendation:

Approve.

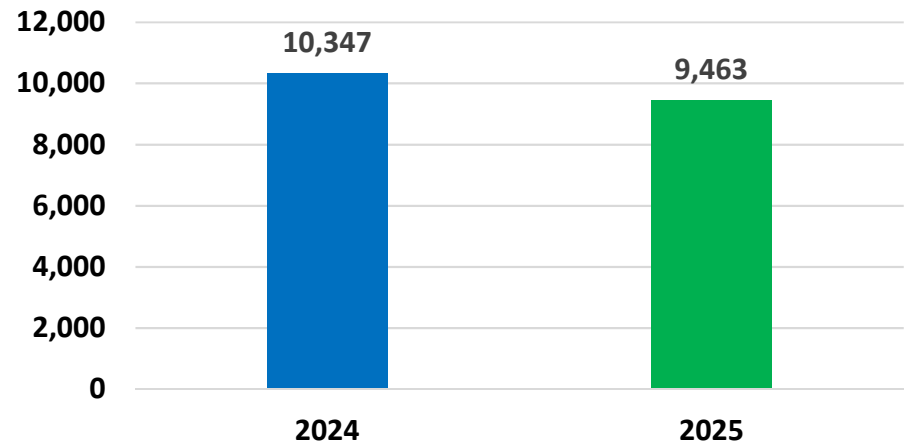
Paratransit Operational Charts

May 2024 vs. May 2025

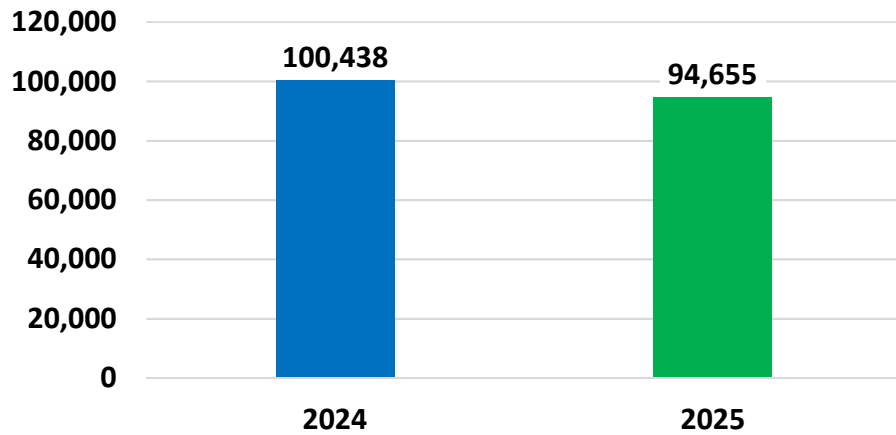
Total Trips



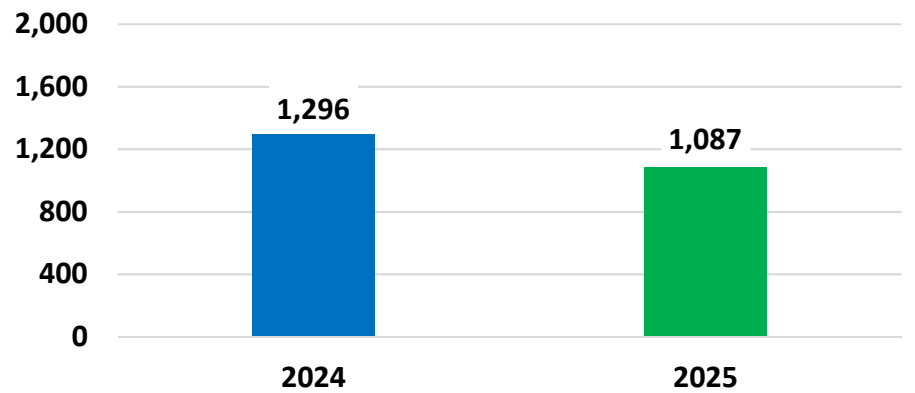
Total Passengers



Total Miles

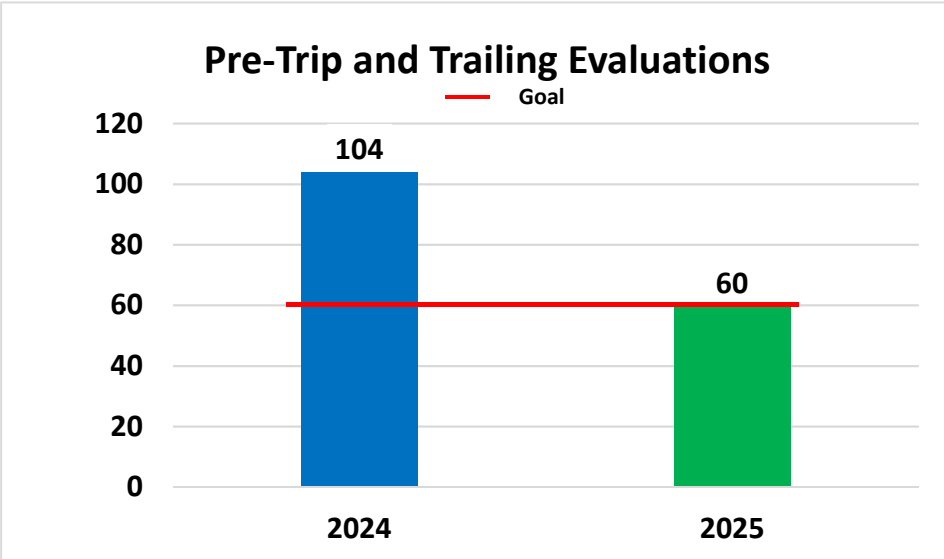
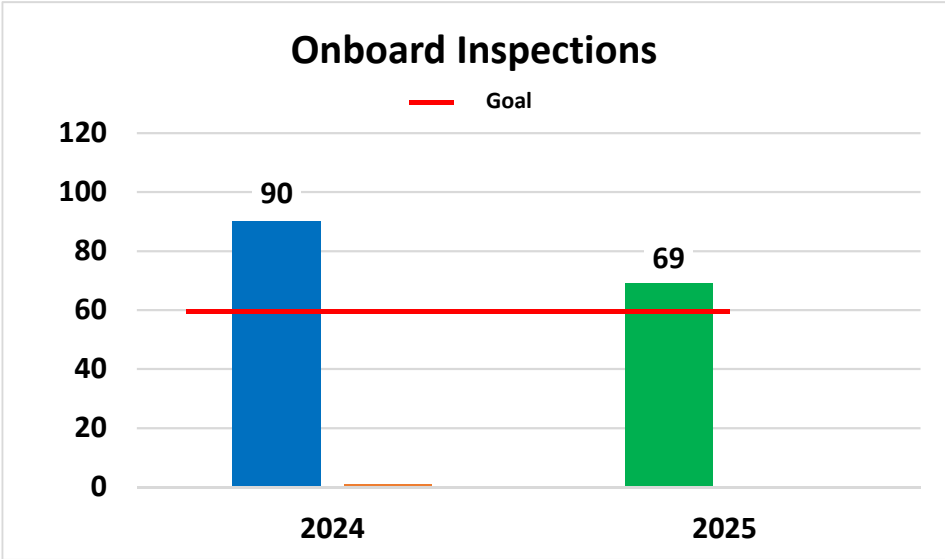


Mobility Device Boardings



Paratransit Operational Charts

May 2024 vs. May 2025



SunLine Transit Agency
CONSENT CALENDAR

DATE: July 23, 2025 **APPROVE**

TO: Finance/Audit Committee
Board of Directors

RE: Acceptance of Metrics for May 2025

Summary:

The metrics packet includes data highlighting operator absences, fixed route customer complaints, paratransit customer complaints and advertising revenue. SunRide performance includes system-wide metrics, trip booking method and geo-fence metrics for Desert Hot Springs/Desert Edge, Palm Desert, Coachella, Mecca/North Shore, Indio, Cathedral City, La Quinta and Palm Springs. Included in this packet is ridership data for the mobile ticketing usage of the Token Transit application and the Haul Pass programs with the various High Schools in the Coachella Valley, College of the Desert (COD) and California State University San Bernardino (CSUSB) Palm Desert Campus.

SunRide

May Ridership Highlights:

- Total Ridership: 1,878 passengers – increase of 8% in ridership compared to 1,739 passengers in April 2025.
- Cathedral City: 118 passengers – increase of 3% in ridership compared to 115 passengers in April 2025.
- Coachella: 127 passengers – decrease of 2% in ridership compared to 129 passengers in April 2025 (due to seat availability).
- Desert Hot Springs/Desert Edge: 122 passengers – increase of 18% in ridership compared to 95 passengers in April 2025.
- Indio: 645 passengers – increase of 8% in ridership compared to 595 passengers in April 2025.
- La Quinta: 26 passengers – increase of 26% in ridership compared to 19 passengers in April 2025.
- Mecca/North Shore: 71 passengers – increase of 32% in ridership compared to 48 passengers in April 2025.
- Palm Desert: 613 passengers – increase of 2% in ridership compared to 599 passengers in April 2025.

- Palm Springs: 156 passengers – increase of 12% in ridership compared to 139 passengers in April 2025.

Fixed Route

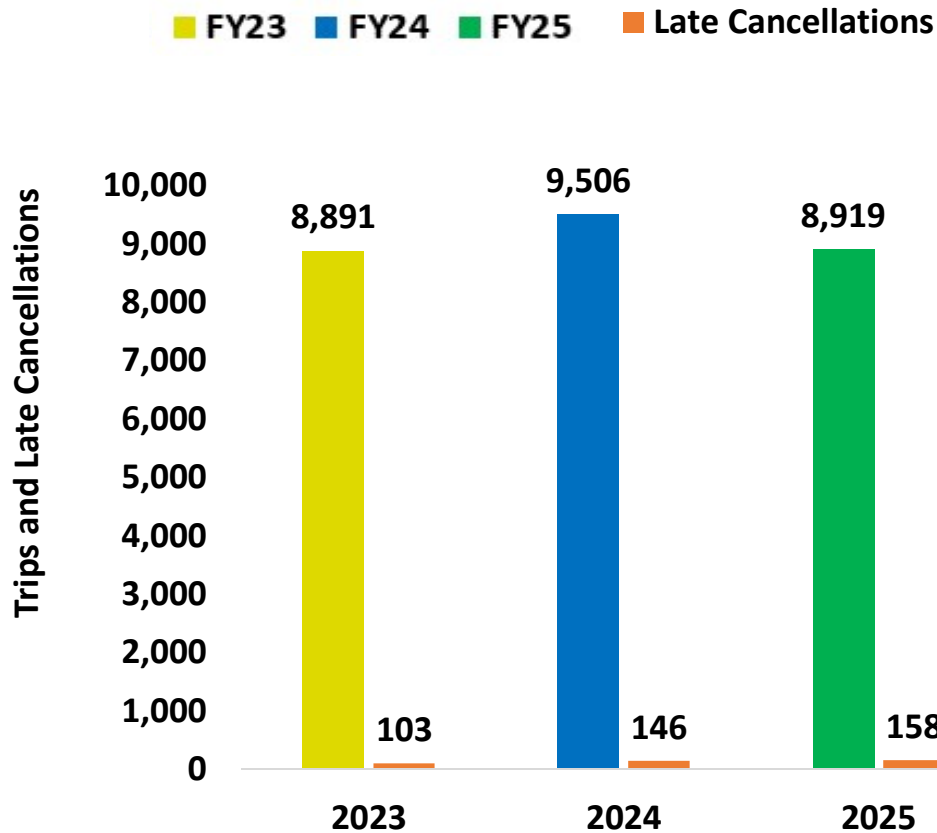
Due to ongoing bus technology upgrades, on-time performance (OTP) reporting will be temporarily paused to ensure data accuracy during system testing and calibration. Reporting will resume once the new system is fully implemented and validated.

- For May 2025, 18% of fixed route operator workforce was absent when compared to May 2024 at 16%.
- For May 2025, the fixed route operator workforce had 134 operators, compared to 144 operators in May 2024.

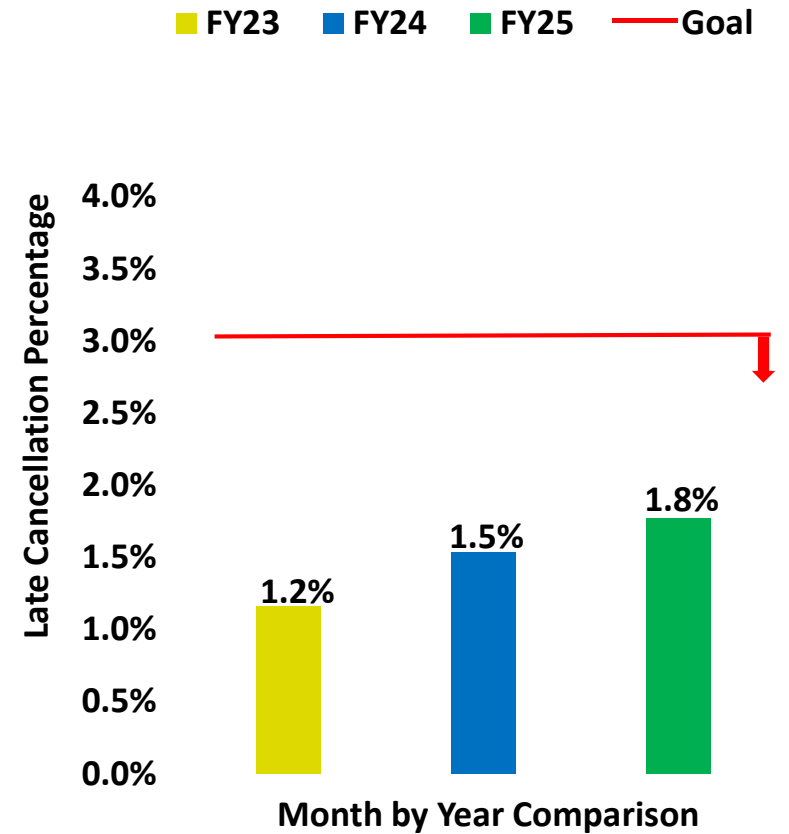
Recommendation:

Approve.

Paratransit Total Trips vs. Late Cancellations May



Late Cancellations by Percentage



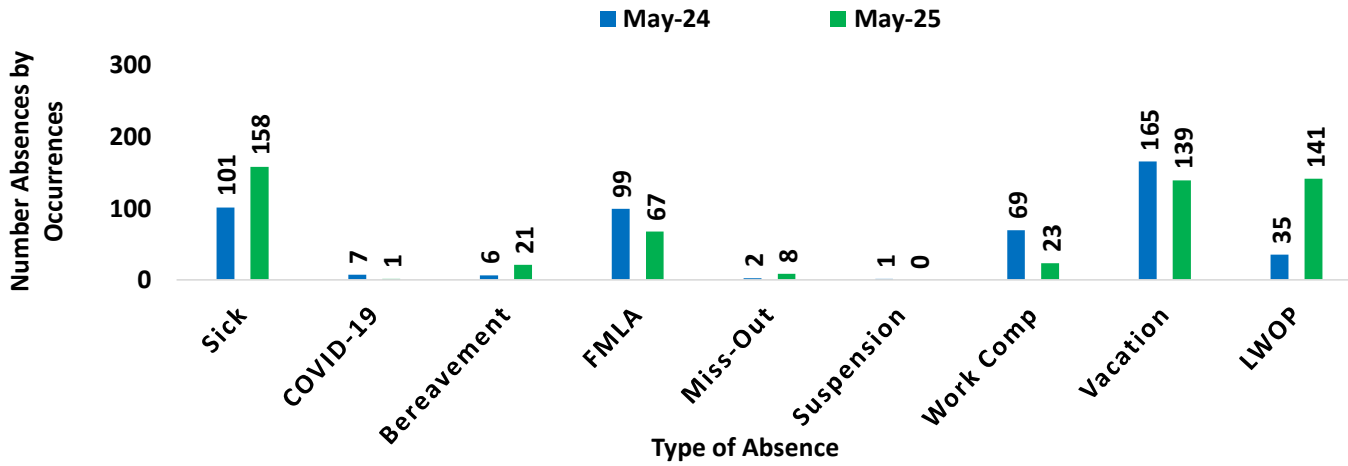
Trip: A one-way trip booked by the rider. A round trip is counted as two (2) trips.

Late Cancellation: A trip for which a rider cancels two (2) hours or less before the scheduled pick-up time.

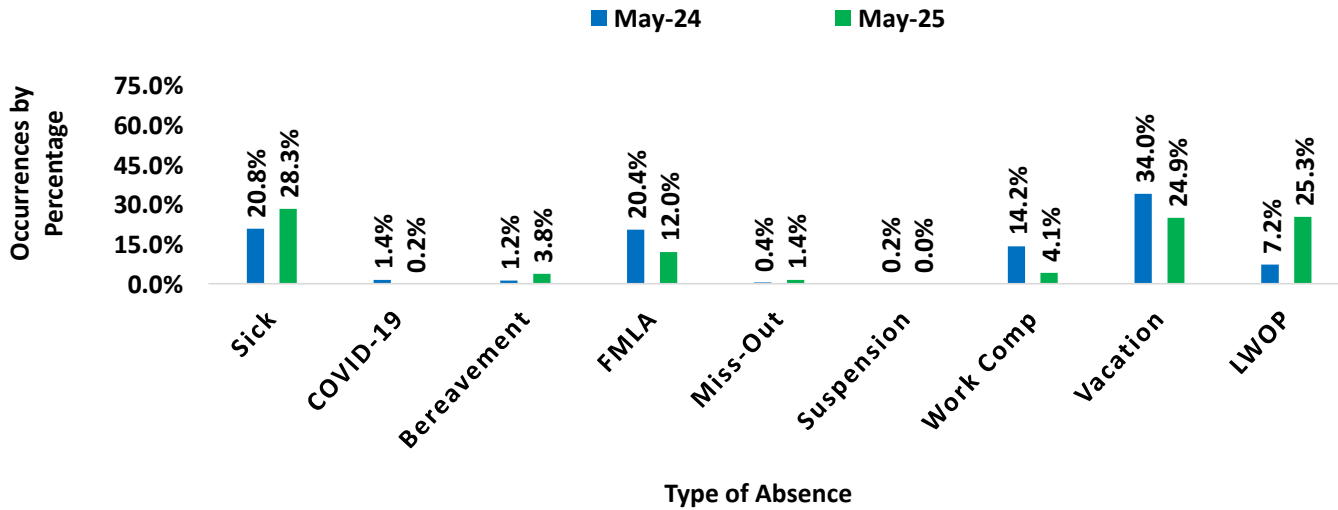
Goal for Late Cancellations: 3% or below.

Total Trips: Total one-way trips completed.

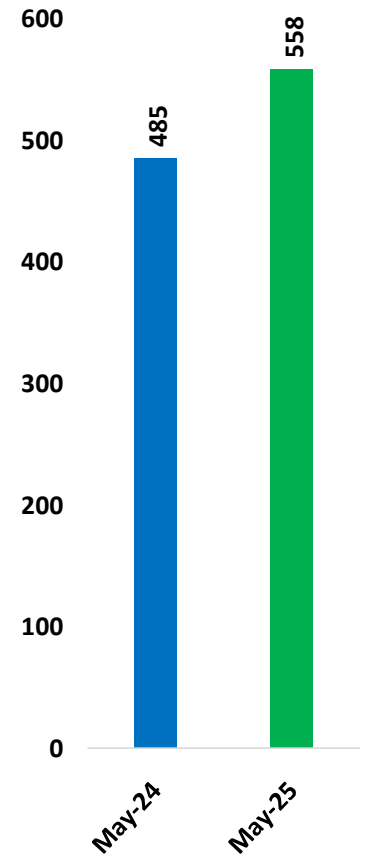
Fixed Route Operator Absence by Type



Fixed Route Operator Absence Type by Percentage

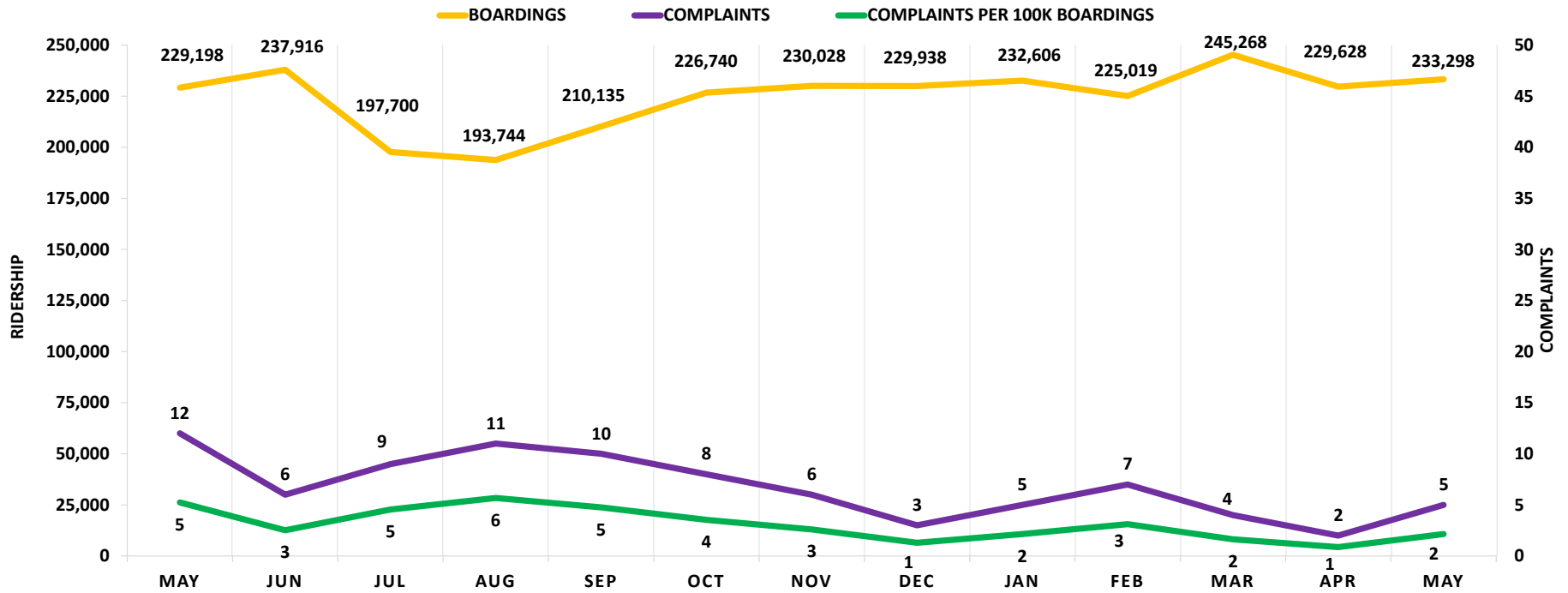


Fixed Route Total Absence Occurrences



This chart includes unplanned/unscheduled and COVID-19 absences for Fixed Route drivers. For the month of May 2025, 18% of SunLine's fixed route operator workforce was absent when compared to May 2024 at 16%. For the month of May 2025, workforce was at a total of 134 operators when compared to May 2024 at 144 operators.

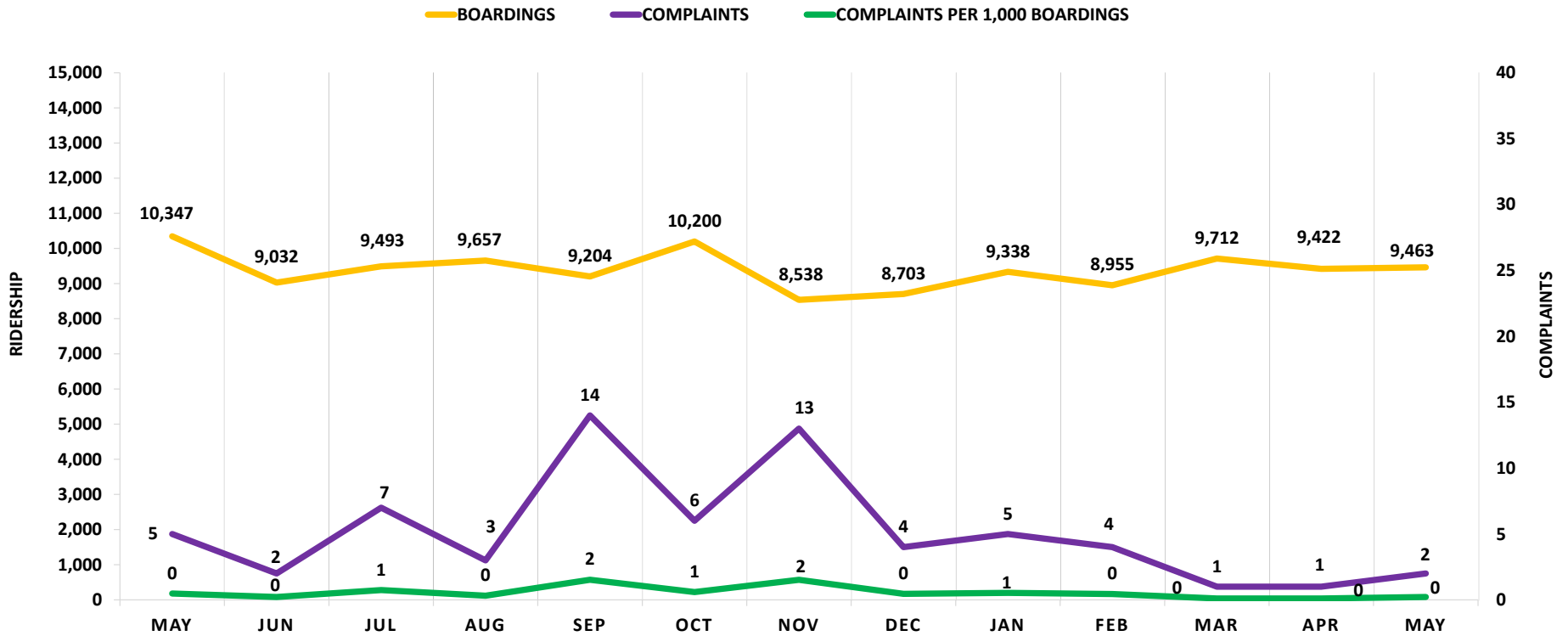
Fixed Route Customer Complaints May 2024 to May 2025



This chart represents the number of boardings and total valid complaints, as well as the number of valid complaints per 100,000 boardings for the fixed route system.

For the month of May, 99.99% of our total boardings did not receive a complaint.

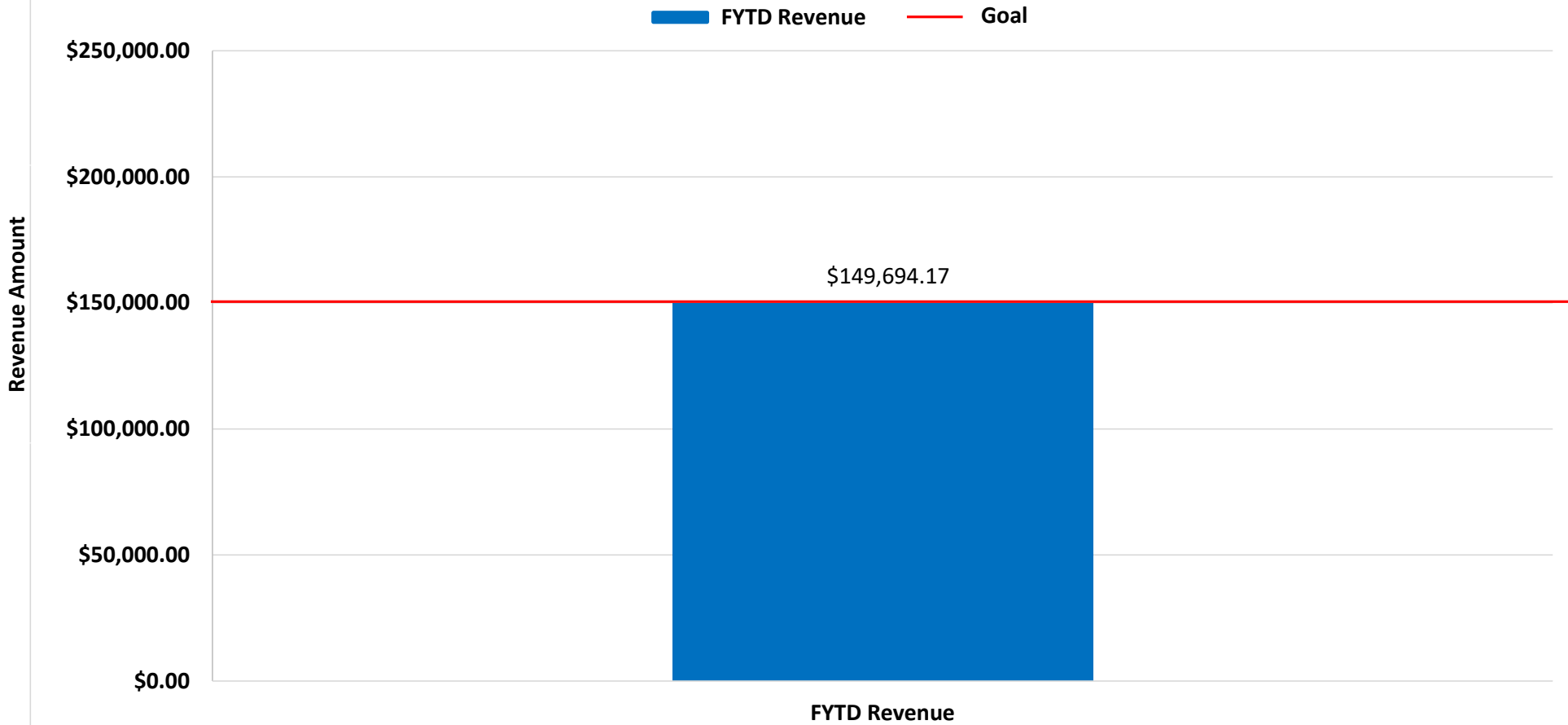
Paratransit Customer Complaints May 2024 to May 2025



This chart represents the total number of boardings and valid complaints, as well as the number of valid complaints per 1,000 boardings for the paratransit service.

For the month of May, 99.99% of our total boardings did not receive a complaint.

Advertising Revenue FYTD Revenue vs. Yearly Goal May 2025

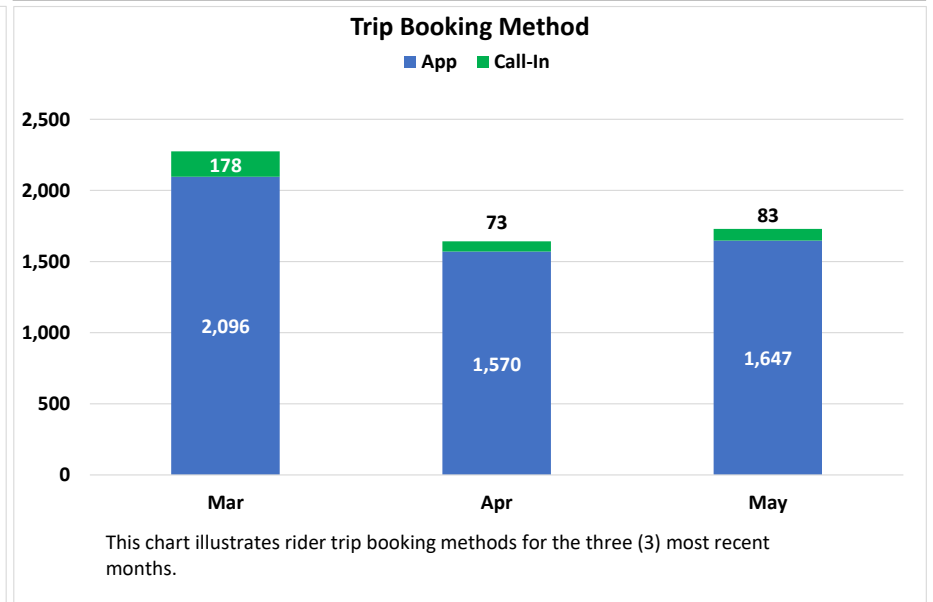
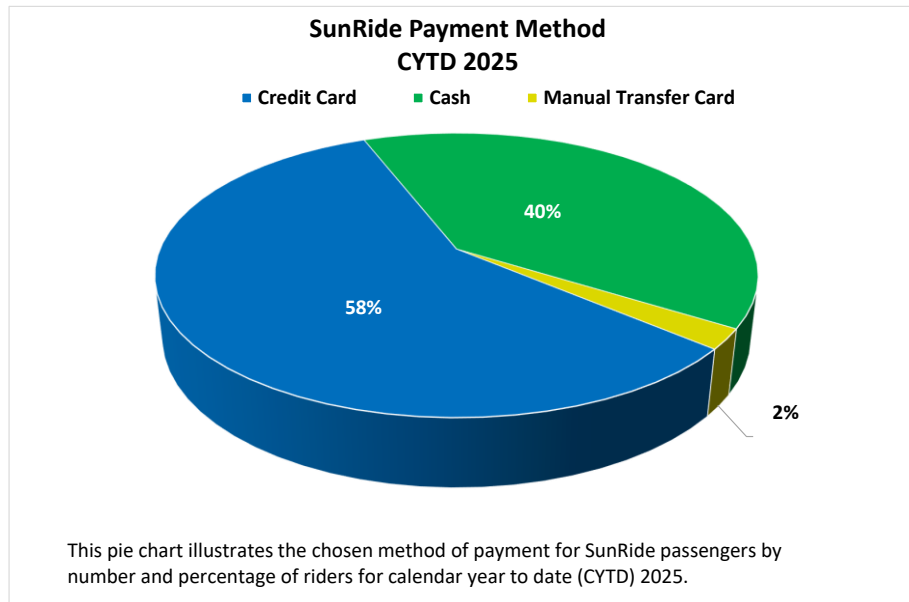
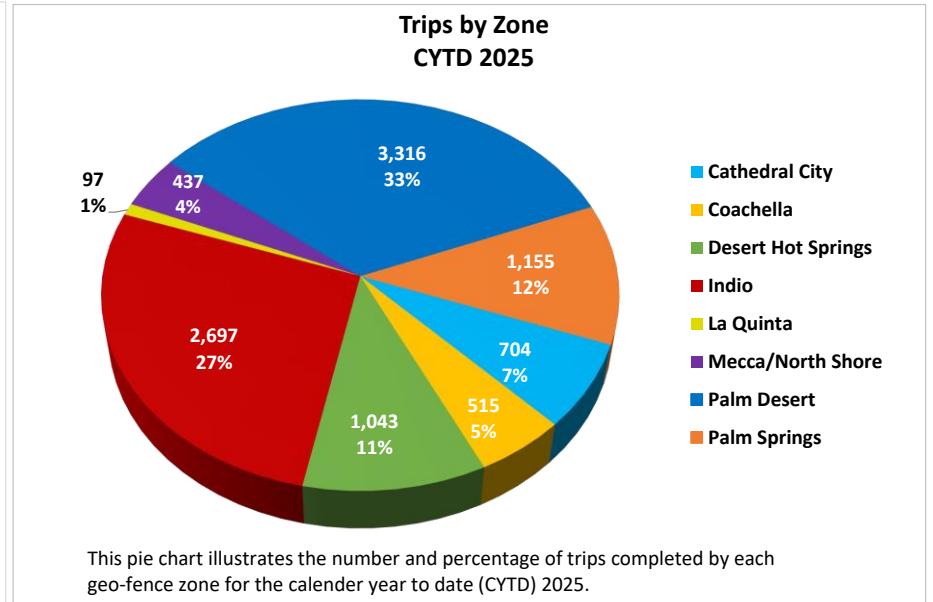
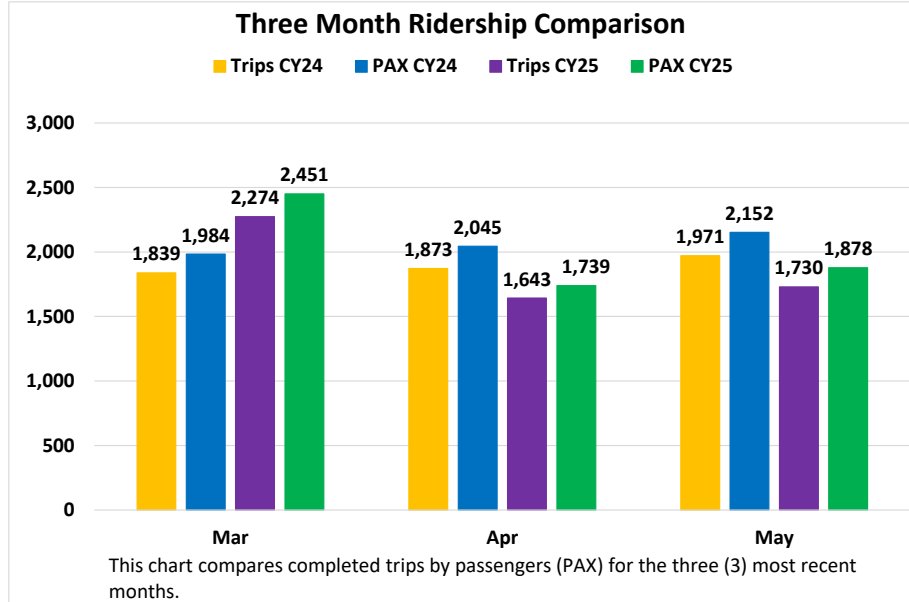


Advertising revenue tracks revenue of invoiced contracts for bus shelter and bus wrap advertising. The graph tracks FYTD revenue versus our yearly goal. The yearly goal for FY25 is \$150,000 (*advertising revenues follow Finance Department reporting from the previous two (2) months*).

SunRide System-Wide Metrics CYTD 2025

Total Completed Trips: 9,964

Total Number of Passengers: 10,695

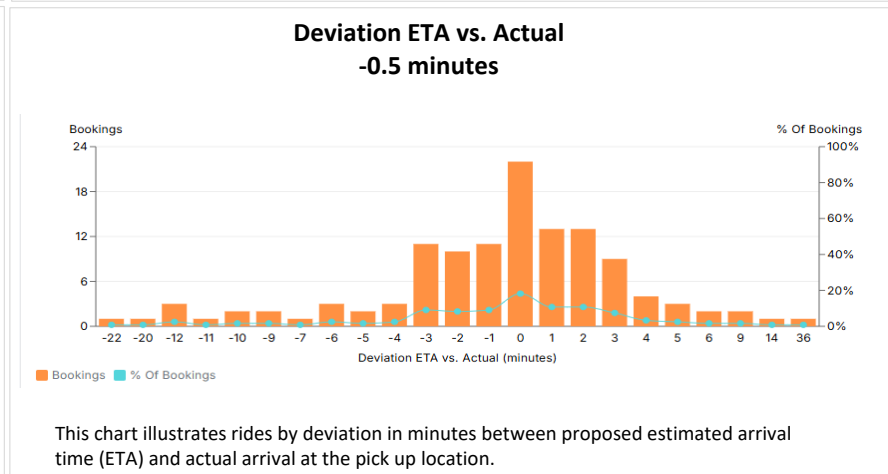
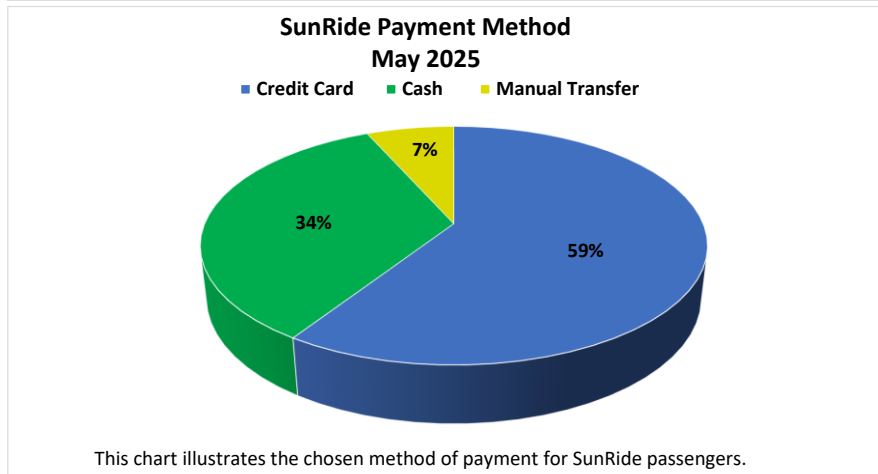
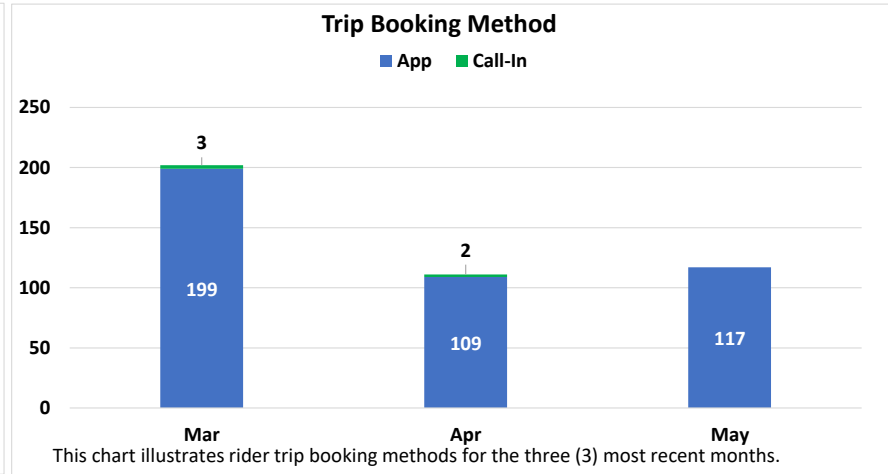
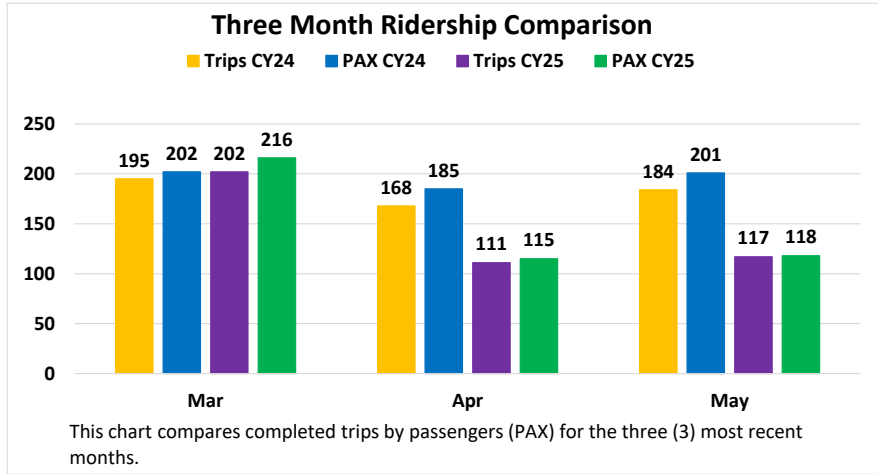


Percentage of Trips System-wide as Ridesharing: 21%.
 [Based on No. of Shared Rides for the month (357) divided by Total Trips Completed (1,730).]

Cathedral City Geo-Fence Metrics CYTD 2025

Total Completed Trips: 672

Total Number of Passengers: 746



Percentage of Trips as Ridesharing: Ten (10) percent.
[Based on No. of Shared Rides for the month (12) divided by Total Trips Completed (117).]

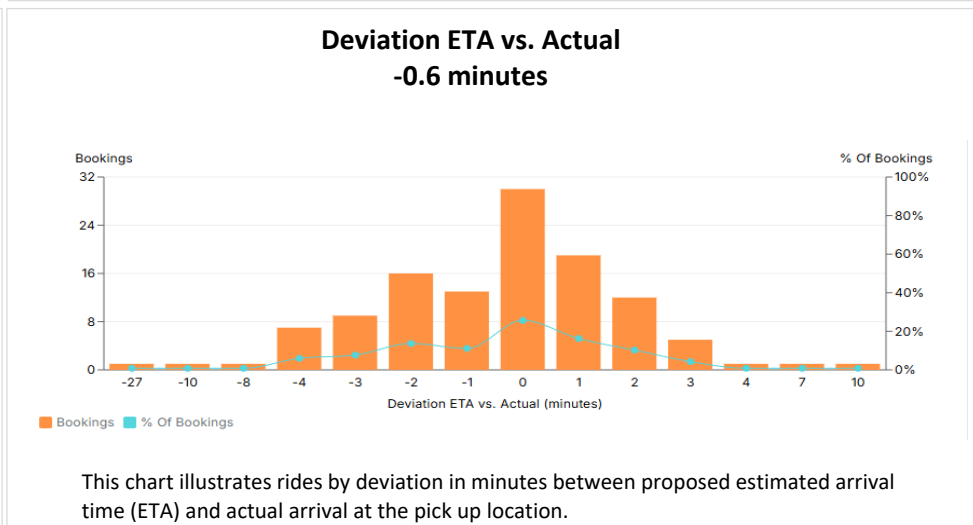
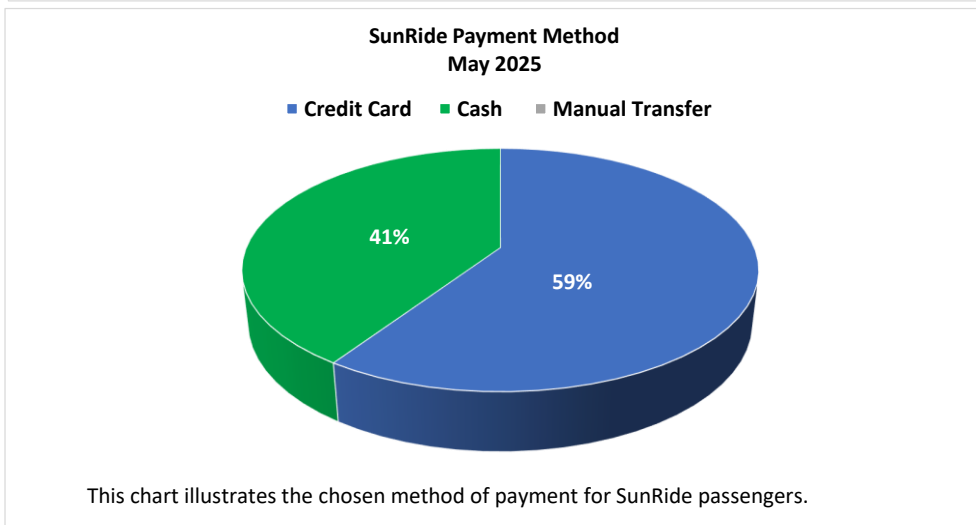
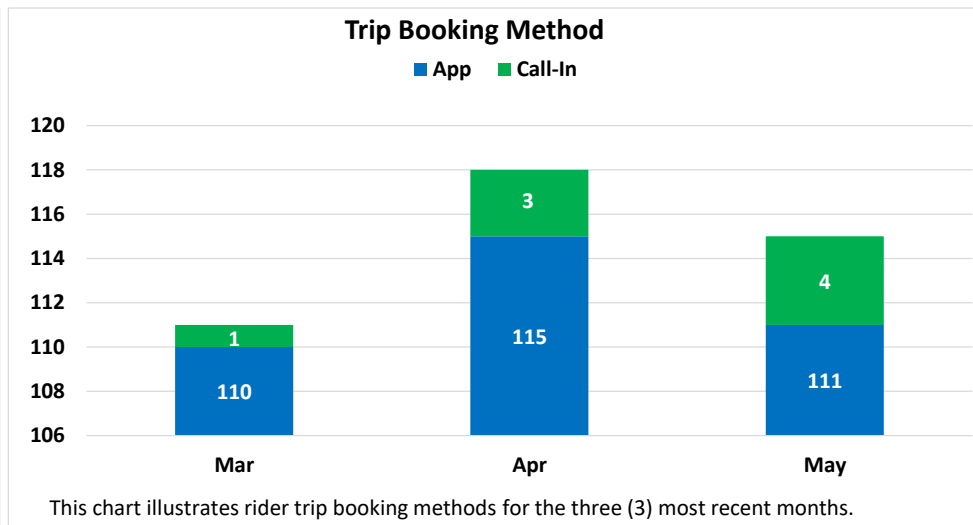
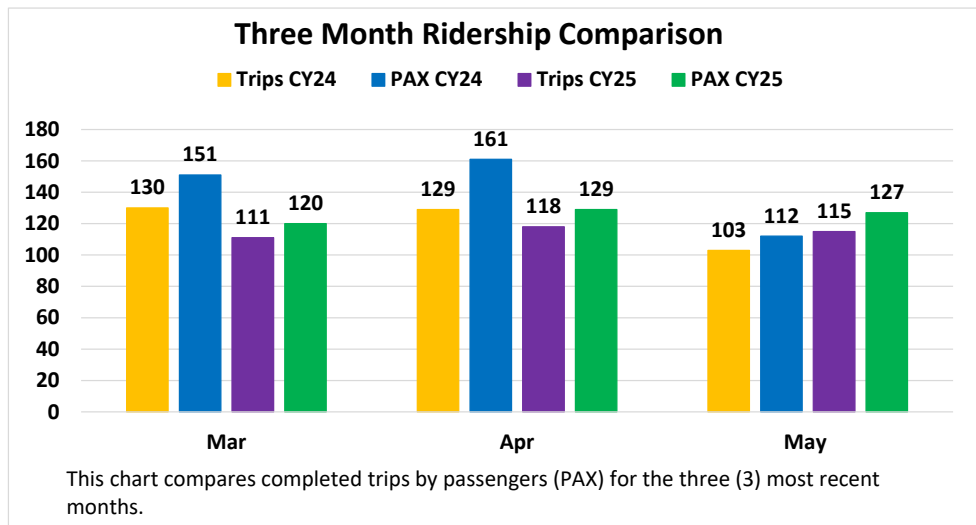
Customer Satisfaction Rating
Avg. rider trip rating 5.0
Goal: 4.5




Coachella Geo-Fence Metrics CYTD 2025

Total Completed Trips: 515

Total Number of Passengers: 562



 **Percentage of Trips as Ridesharing: Two (2) percent.**
[Based on No. of Shared Rides for the month (2) divided by Total Trips Completed (115).]

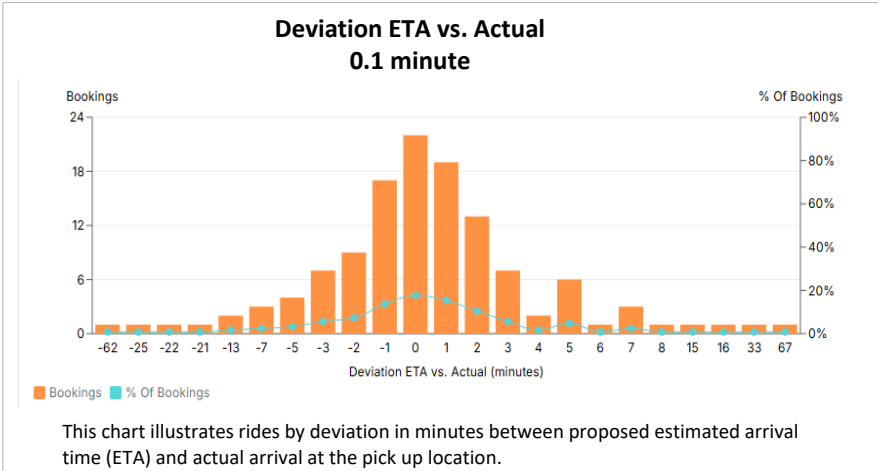
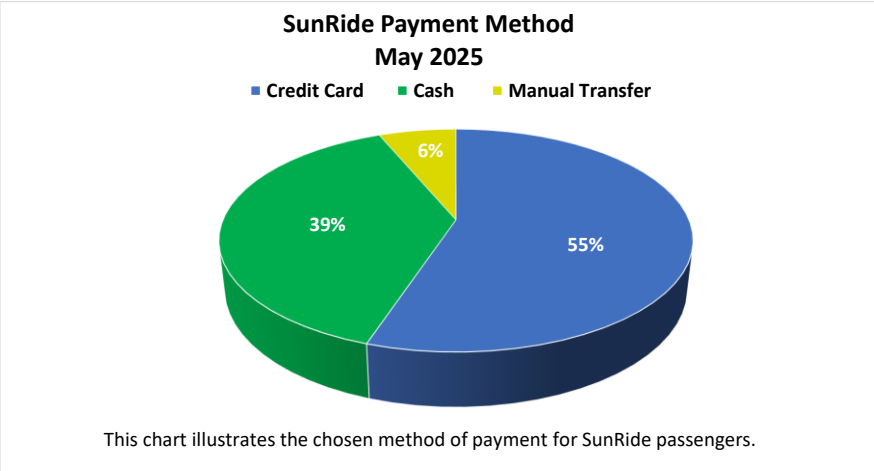
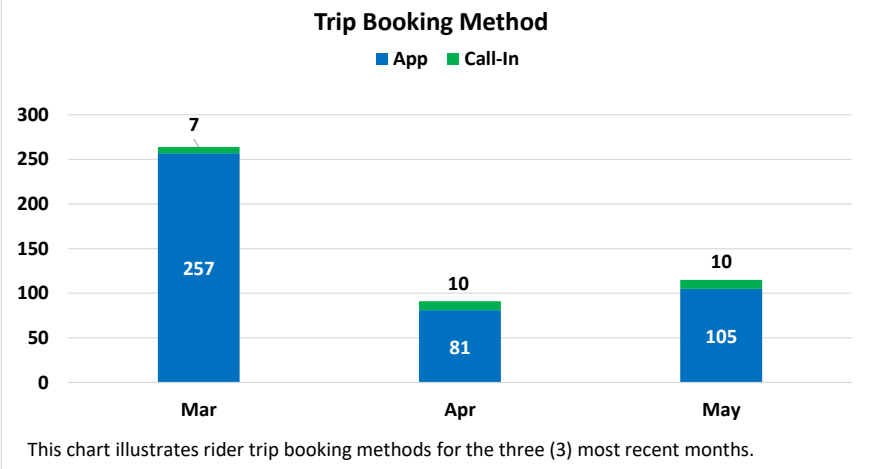
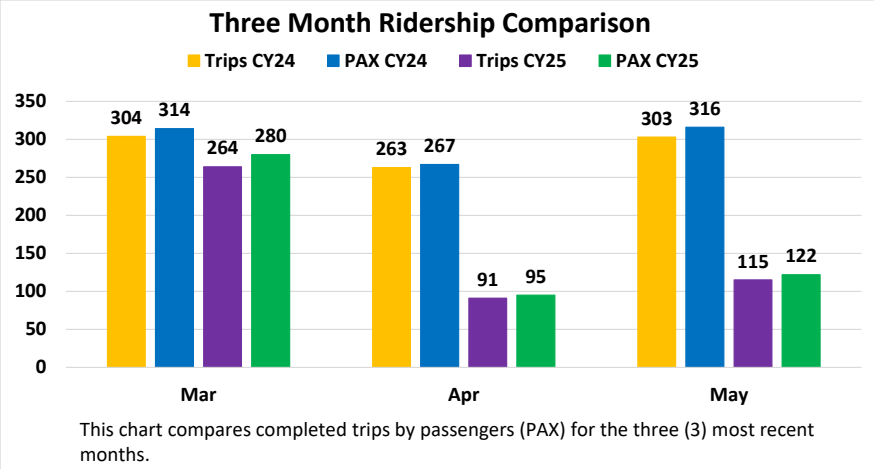
Customer Satisfaction Rating
Avg. rider trip rating: 4.9
Goal: 4.5


EXCEEDS GOAL!

Desert Hot Springs/Desert Edge Geo-Fence Metrics CYTD 2025

Total Completed Trips: 1,043

Total Number of Passengers: 1,092



Percentage of Trips as Ridesharing: Eight (8) percent.
[Based on No. of Shared Rides for the month (9) divided by Total Trips Completed (115).]

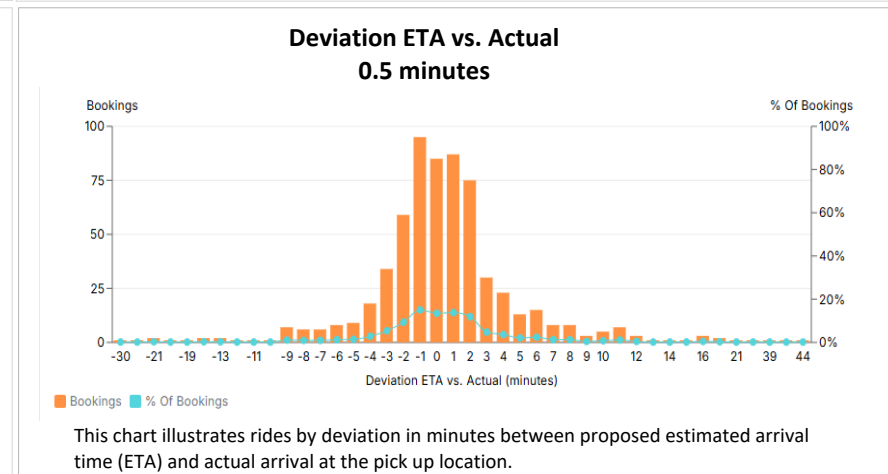
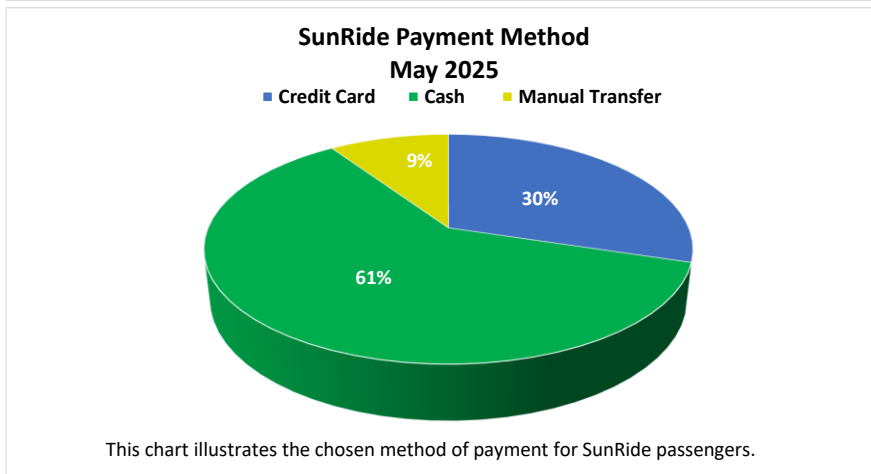
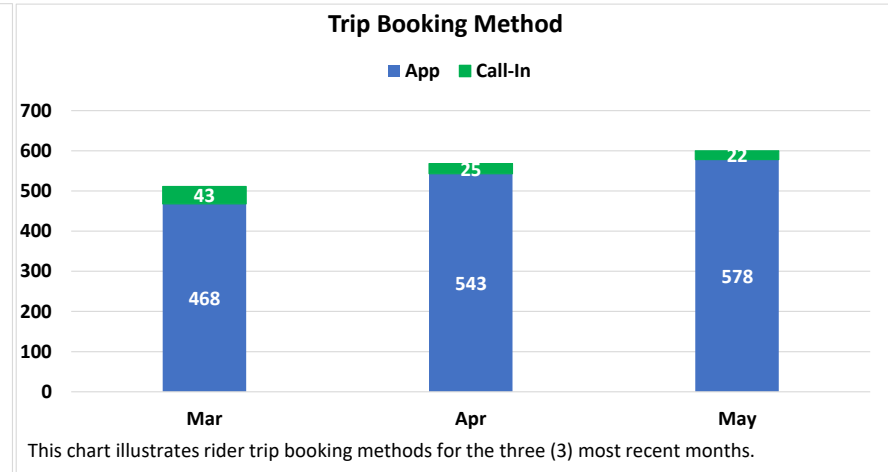
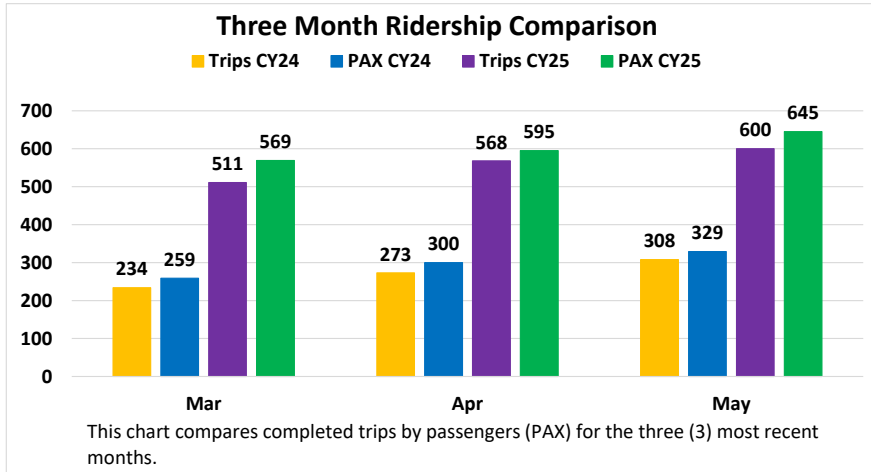
Customer Satisfaction Rating
Avg. rider trip rating 4.9
Goal: 4.5



Indio Geo-Fence Metrics CYTD 2025

Total Completed Trips: 2,697

Total Number of Passengers: 2,882



Percentage of Trips as Ridesharing: 32%.
 [Based on No. of Shared Rides for the month (191) divided by Total Trips Completed (600).]

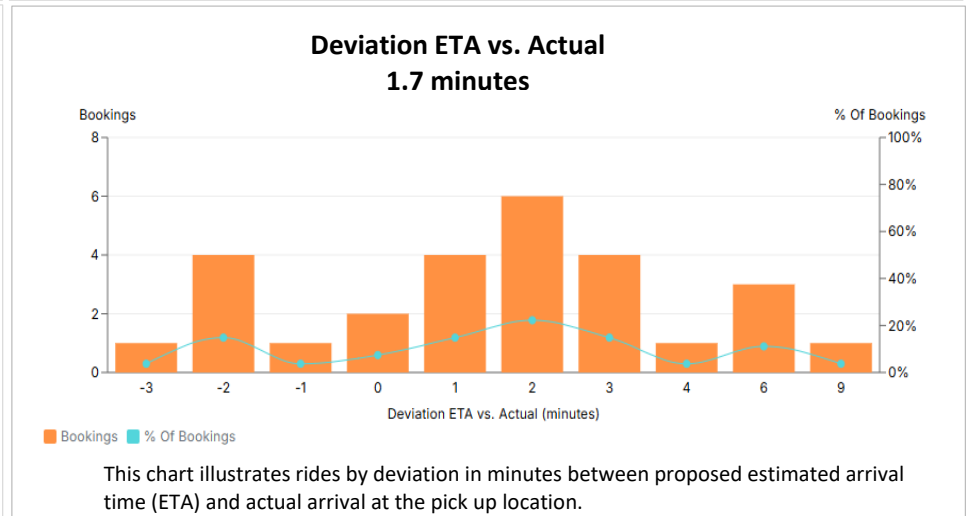
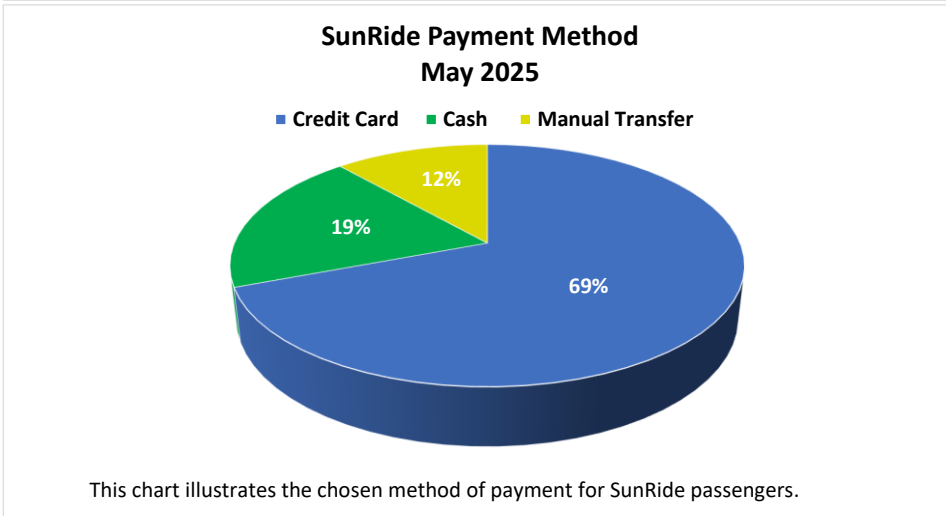
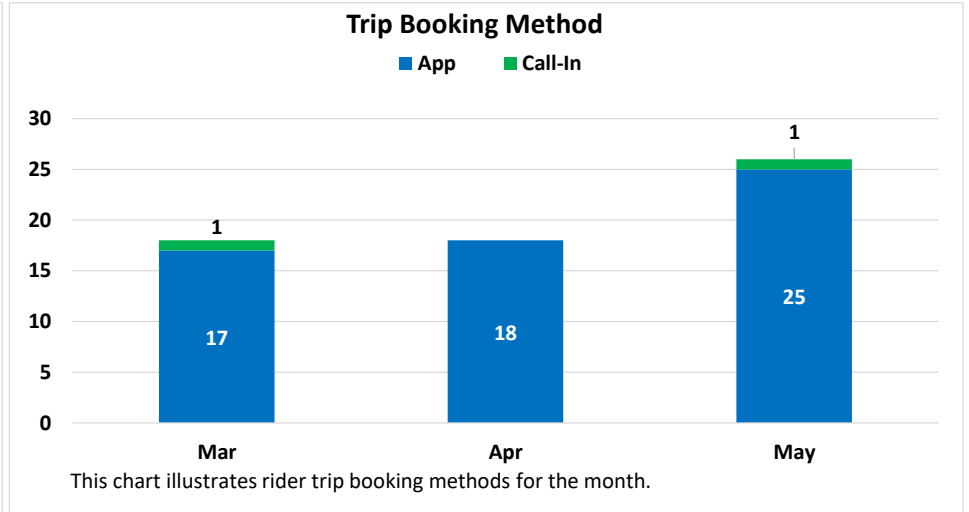
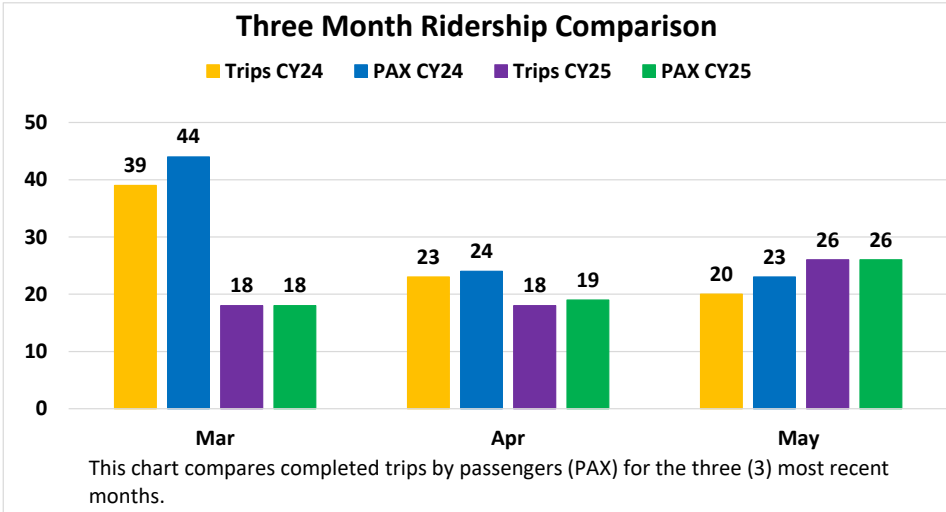
Customer Satisfaction Rating
 Avg. rider trip rating 4.8
 Goal: 4.5



La Quinta Geo-Fence Metrics CYTD 2025

Total Completed Trips: 97

Total Number of Passengers: 99



Percentage of Trips as Ridesharing: Zero (0) percent.
 [Based on No. of Shared Rides for the month (0) divided by Total Trips Completed (18).]

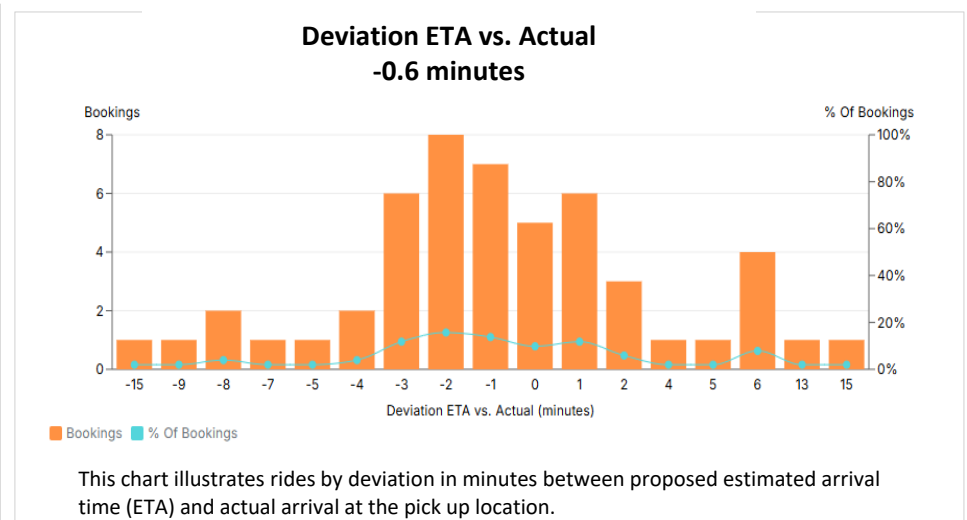
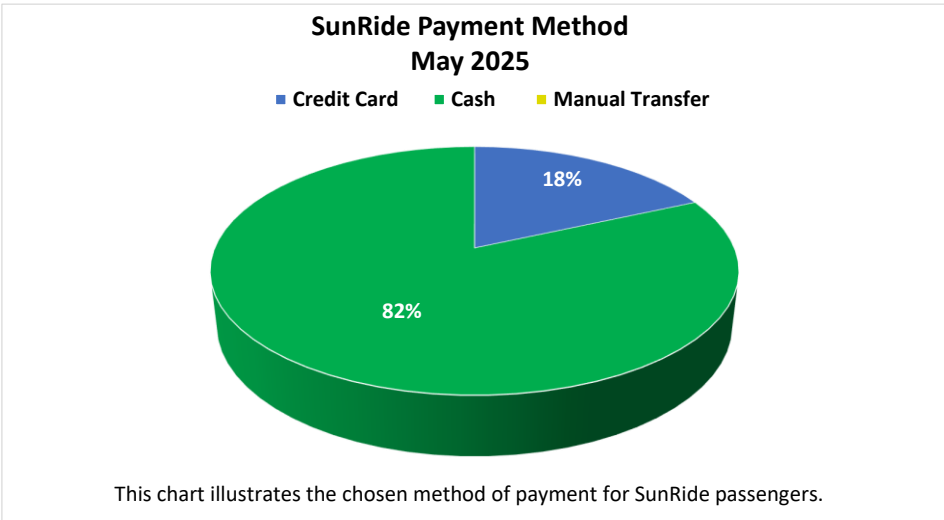
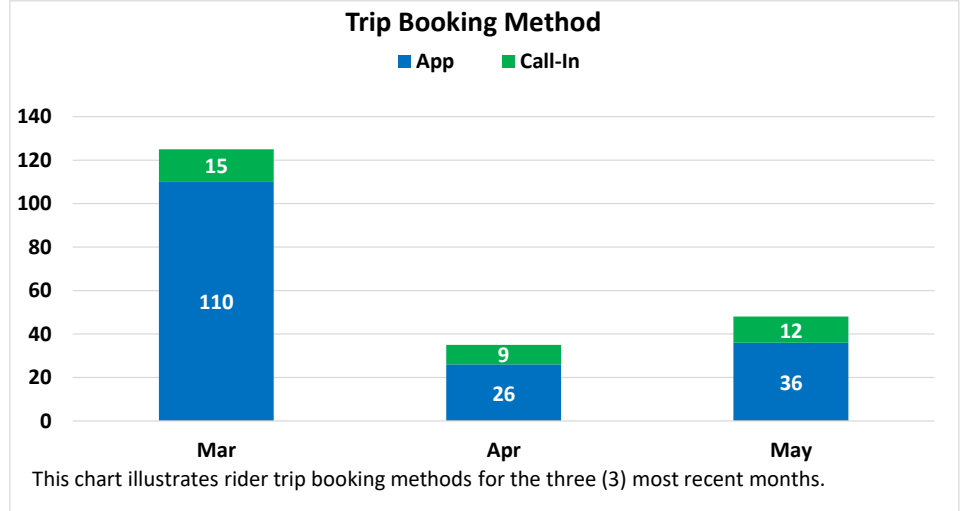
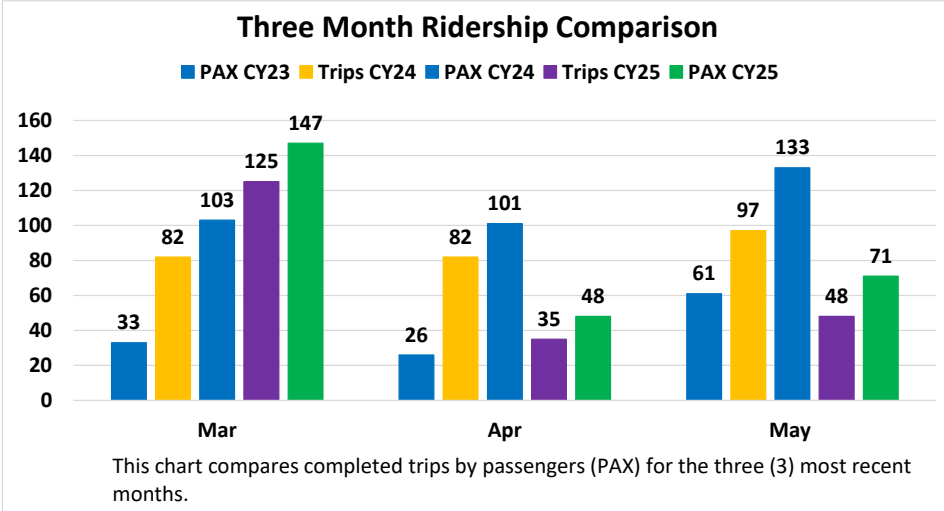
Customer Satisfaction Rating
 Avg. rider trip rating: 5.0
 Goal: 4.5



Mecca/North Shore Geo-Fence Metrics CYTD 2025

Total Completed Trips: 437

Total Number of Passengers: 546



Percentage of Trips as Ridesharing: Four (4) percent.
[Based on No. of Shared Rides for the month (2) divided by Total Trips Completed (48).]

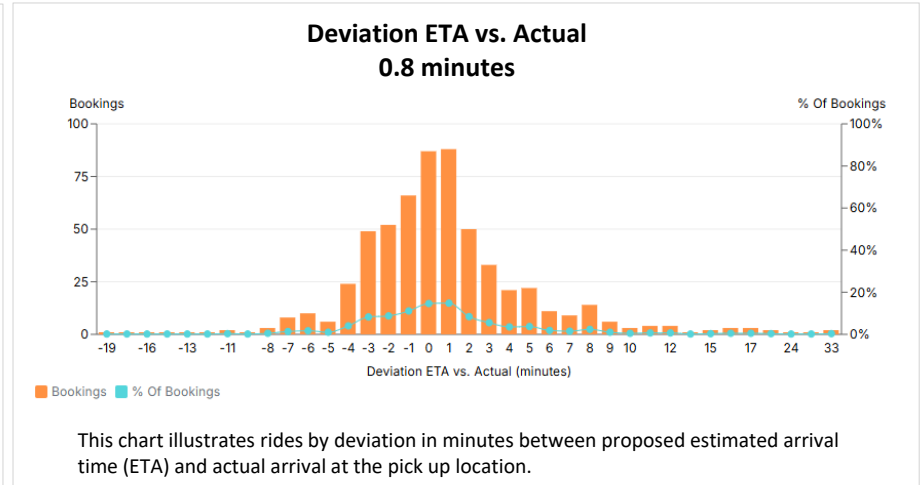
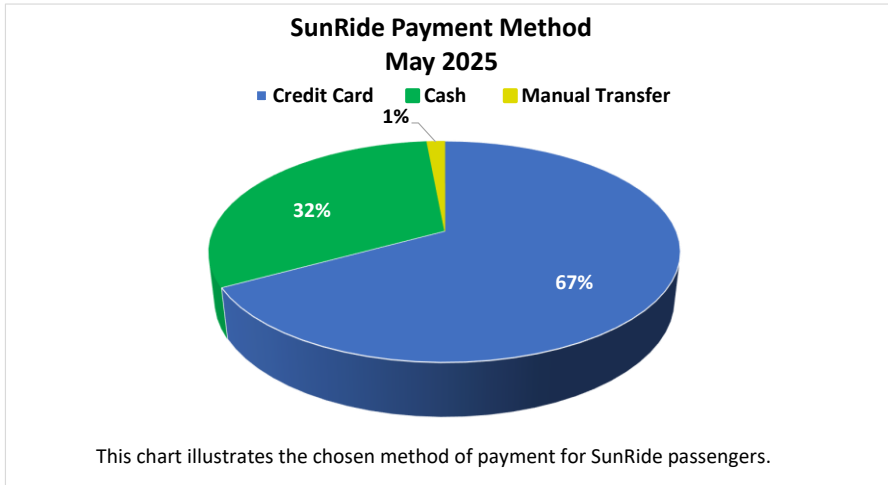
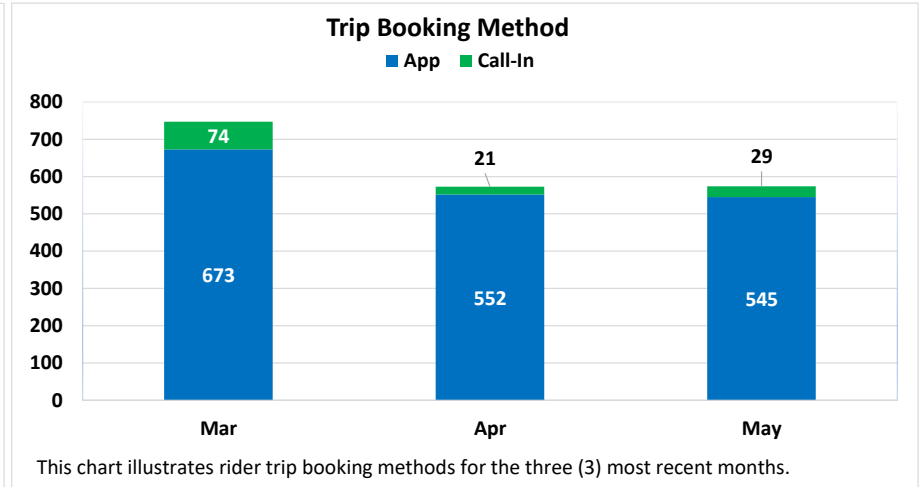
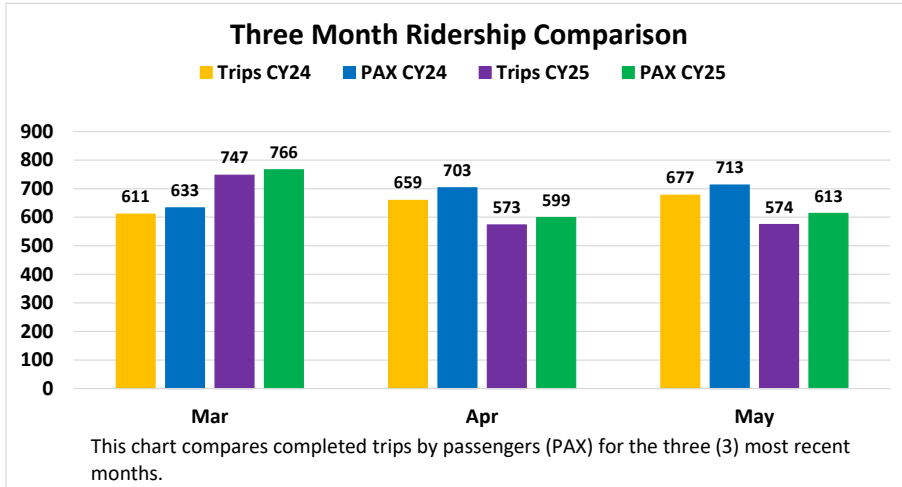
Customer Satisfaction Rating
Avg. rider trip rating: 5.0
Goal: 4.5



Palm Desert Geo-Fence Metrics CYTD 2025

Total Completed Trips: 3,316

Total Number of Passengers: 3,489



Percentage of Trips as Ridesharing: 23%.
[Based on No. of Shared Rides for the month (131) divided by Total Trips Completed (574).]

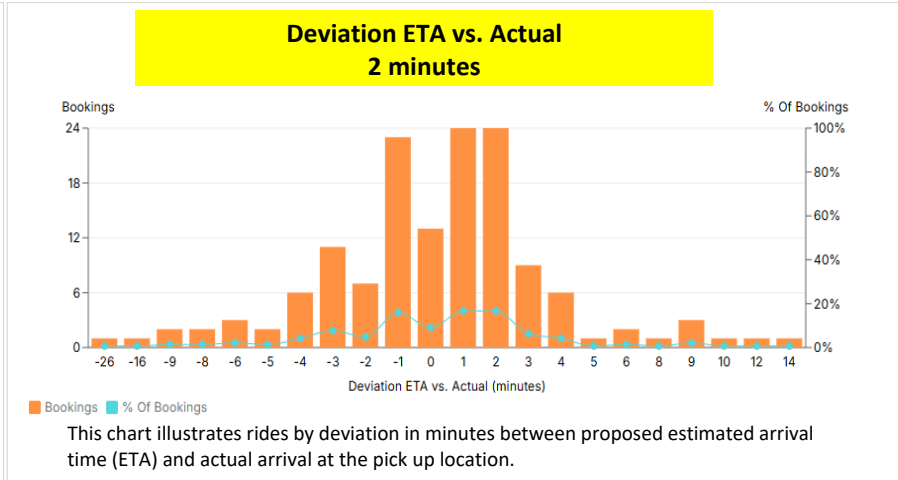
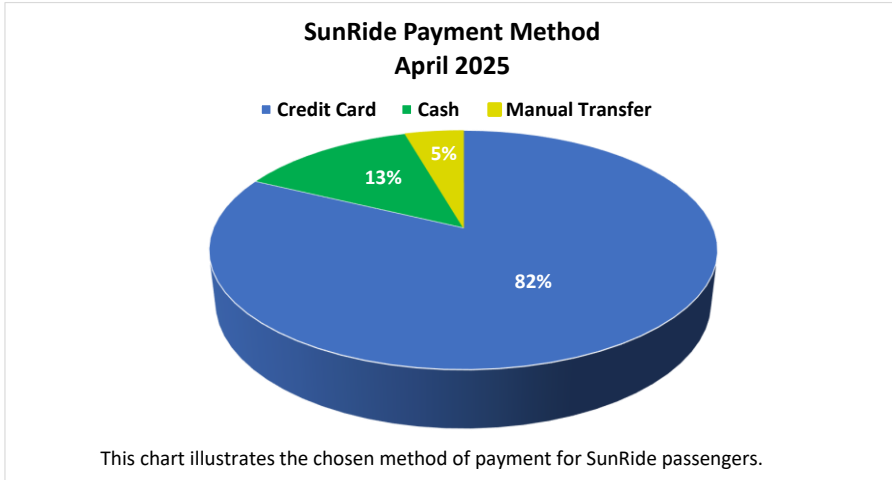
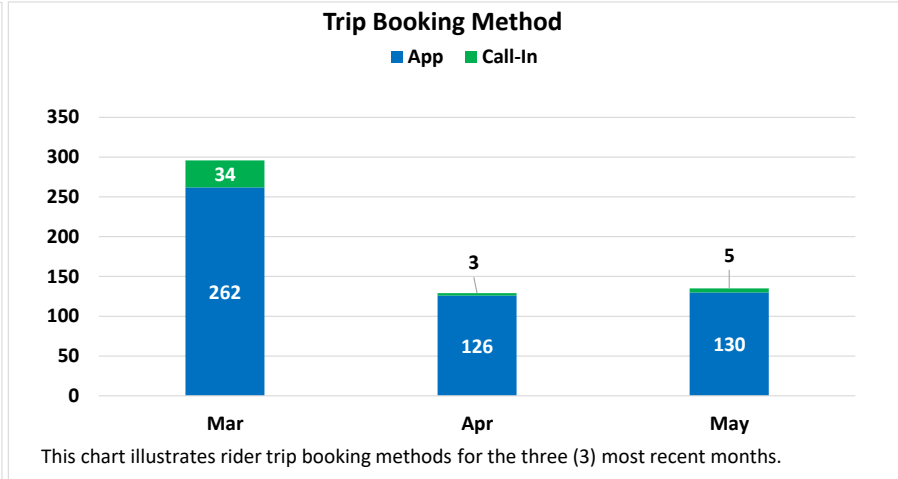
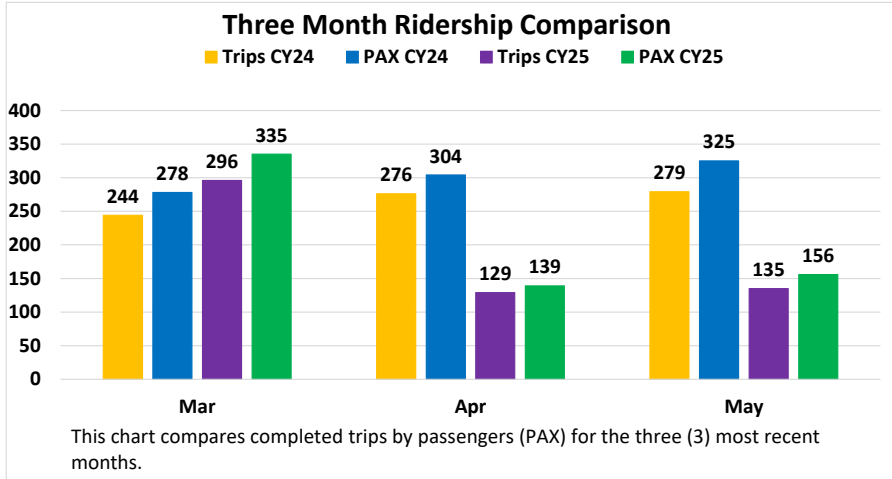
Customer Satisfaction Rating
Avg. rider trip rating: 4.8
Goal: 4.5



Palm Springs Geo-Fence Metrics CYTD 2025

Total Completed Trips: 1,155

Total Number of Passengers: 1,279

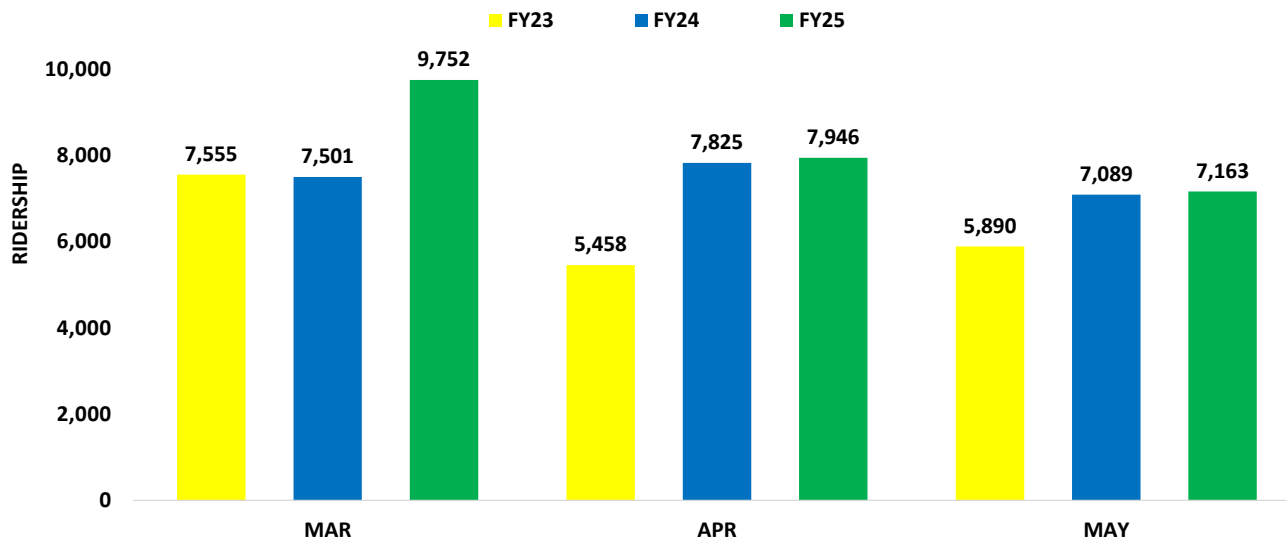


Percentage of Trips as Ridesharing: Seven (7) percent.
 [Based on No. of Shared Rides for the month (10) divided by Total Trips Completed (135).]

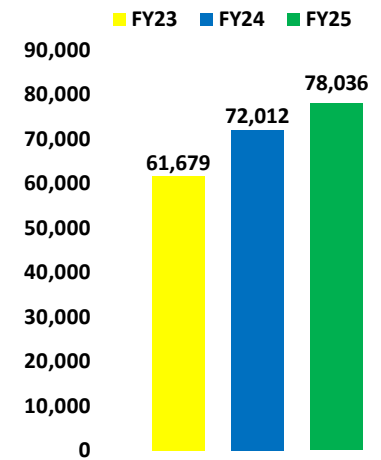
Customer Satisfaction Rating
 Avg. rider trip rating 5.0
 Goal: 4.5



Haul Pass COD Ridership - May 2025



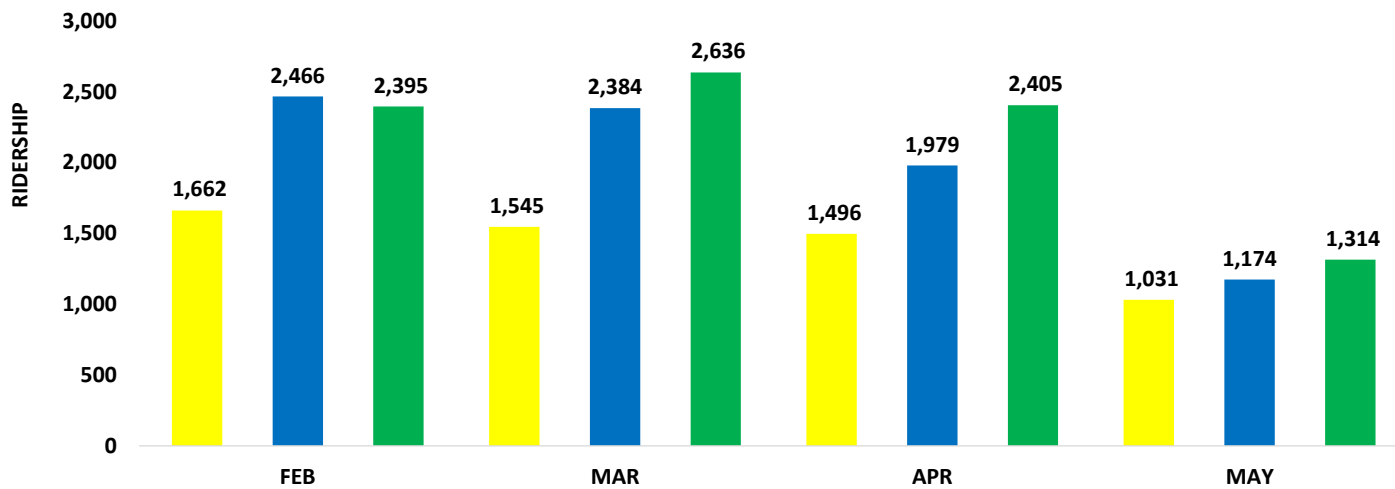
COD Fixed Route Ridership Year to Date



The Haul Pass program was introduced in August 2018.
 This chart represents monthly ridership on the Haul Pass COD.
 ID Card swipe contributed 110 rides. Token Transit contributed 6,906 rides. 31 Day Paper Pass contributed 147 rides.
 COD moved over to Token Transit & 31 Day University Paper Pass as of June 3, 2024.

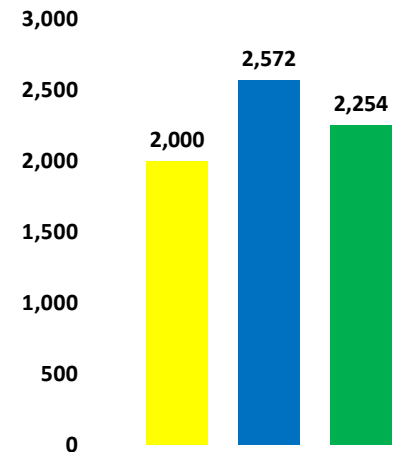
Haul Pass CSUSB Ridership - May 2025

FY23 Route 10 CL FY24 Route 10 CL FY25 Route 10 CL



CSUSB Fixed Route Ridership Total

FY23 FY24 FY25



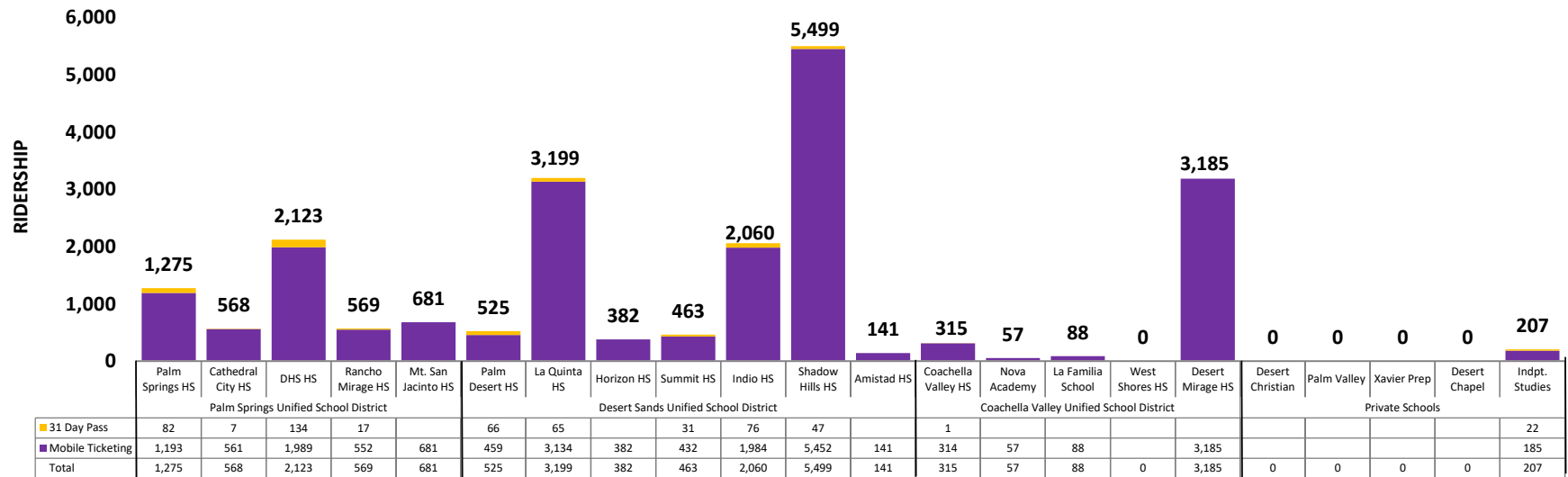
The Haul Pass CSUSB program was introduced in September 2019.

This chart represents monthly ridership on the Haul Pass CSUSB.

For the month of May 2025, CSUSB contributed 1,314 rides from 204 unique users. From that total, 1,134 rides were used on Route 10 and 180 rides on the fixed route system.

High School Haul Pass - May 2025

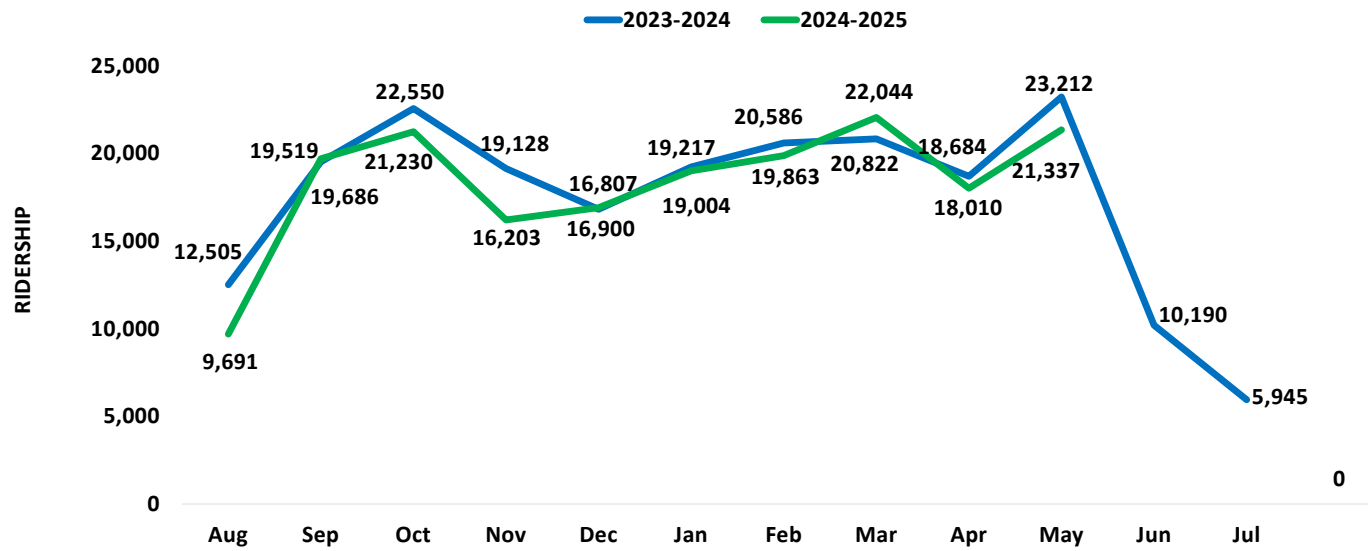
■ Mobile Ticketing
 ■ 31 Day Pass



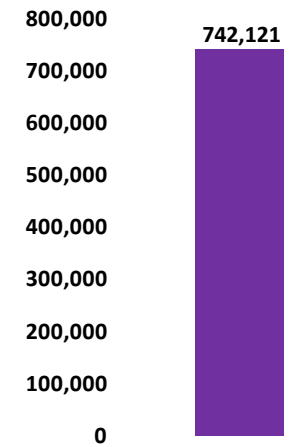
The High School Haul Pass program was introduced in August 2021.

This chart represents a monthly combination of Mobile Ticketing and 31 Day Pass ridership by school for the High School Haul Pass.

High School Haul Pass - Year to Date



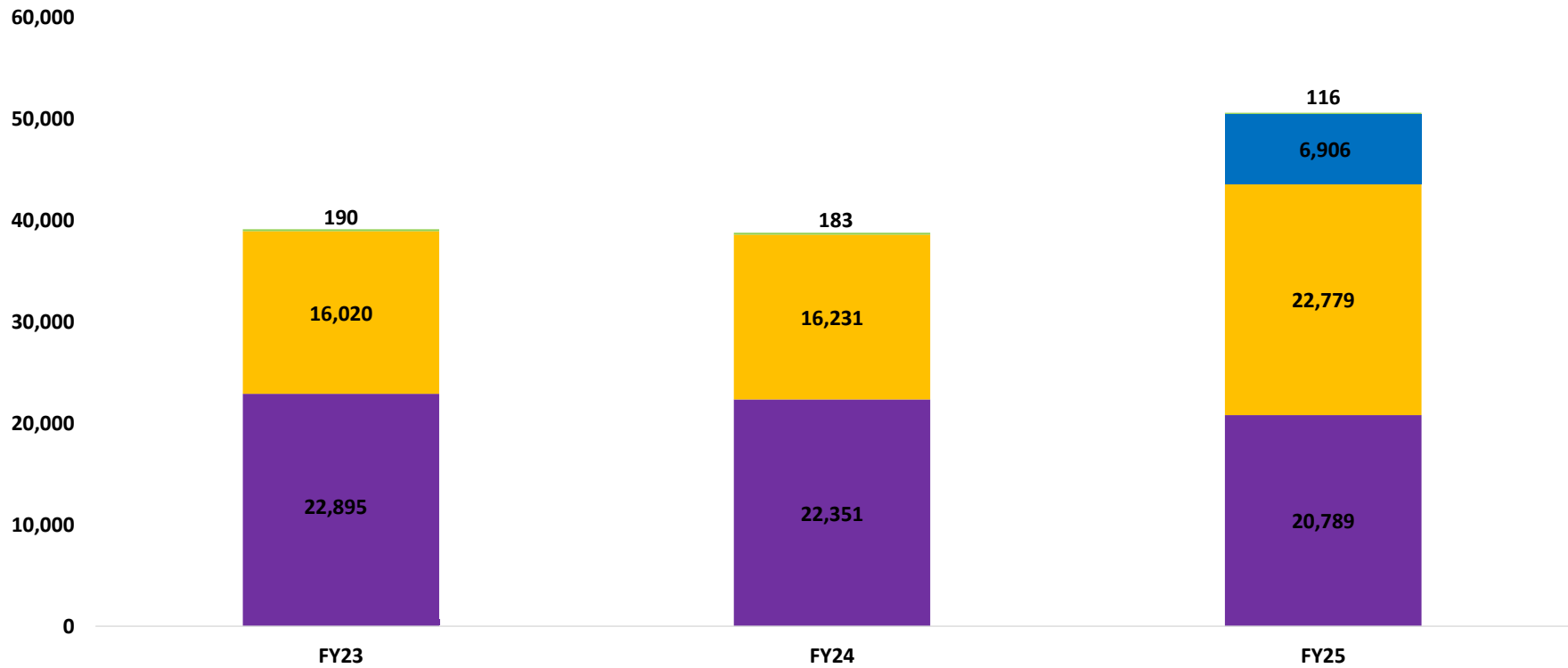
High School Haul Pass Ridership Total



The High School Haul Pass program was introduced in August 2021.
 This chart represents monthly ridership comparison for the High School Haul Pass.

Mobile Ticketing Usage - May 2025

■ High School Haul Pass
 ■ Fixed Route
 ■ COD
 ■ Paratransit



This chart represents all monthly mobile ticketing usage by category based on the Token Transit app data. The total for May 2025 includes the following passes used through Token Transit: High School Haul Pass, COD Haul Pass, Fixed Route and Paratransit. Mobile Ticketing was introduced for COD Haul Pass in June 2024.

SunLine Transit Agency

CONSENT CALENDAR

DATE: July 23, 2025

APPROVE

TO: Finance/Audit Committee
Board of Directors

RE: Acceptance of Board Member Attendance for June 2025

Summary:

The attached report summarizes the Board of Directors' attendance for fiscal year to date June 2025.

Recommendation:

Approve.

FY 24/25	Board Member Matrix Attendance													
	Jul	Aug	Sep	Oct	Nov	Dec	Jan	Feb	Mar	Apr	May	Jun	Total Meetings	Total Attended
Desert Hot Springs	X		X	X		X		X	X	X	X	X	10	9
Palm Desert	X		X	X		X	X	X	X	X	X	X	10	10
Palm Springs	X		X	X		X	X	X	X	X	X	X	10	10
Cathedral City	X		X	X			X	X	X	X	X	X	10	9
Rancho Mirage	X		X	X		X	X	X	X	X	X	X	10	10
Indian Wells	X			X		X		X	X	X	X	X	10	8
La Quinta	X		X	X		X	X	X	X	X	X	X	10	10
Indio	X		X	X		X	X	X	X		X	X	10	9
Coachella	X		X	X			X		X	X	X	X	10	8
County of Riverside	X		X	X		X	X	X	X	X	X	X	10	10

X - ATTENDED (Primary/Alternate)

DARK –

SunLine Transit Agency

DATE:	July 23, 2025	ACTION
TO:	Finance/Audit Committee Board of Directors	
FROM:	Walter Watcher, Chief of Capital Projects	
RE:	Award of Contract for Security Fence Upgrade	

Recommendation

Recommend that the Board of Directors (Board) delegate authority to the CEO/General Manager, or designee, to execute a contract with the lowest, responsive and responsible bidder, Three Peaks Corp (Three Peaks), to construct new gates, install automatic openers and perform other security upgrades for a lump sum amount of \$492,864.00 in full conformity with the terms and conditions of the solicitation and in a form approved by General Counsel, and authorize the CEO/General Manager, or designee, to exercise up to a ten-percent contingency of \$49,286.00 for a total not-to-exceed project amount of \$542,150.00.

Background

The current vehicle access gates at SunLine Transit Agency's (SunLine) Thousand Palms facility serving buses, visitors, employee traffic and delivery vehicles are no longer adequate to meet the operational demands. These gates are critical for transit buses entering and exiting the facility at the start and end of each trip and are used continuously throughout the day by staff and service vehicles. The southern entrance, in particular, has become a persistent point of failure. Its existing rolling gate is outdated, susceptible to high wind events, and frequently derails from its track, causing extended delays. Additionally, its slow mechanical operation contributes to traffic congestion on Harry Oliver Trail as returning buses are forced to wait in the public right-of-way. To address these concerns, staff engaged an engineering firm to redesign the southern entrance by relocating the gate 60 feet inside the property line and replacing the current system with robust, dual swinging gates. The new gates will open in less time and are better suited to withstand desert wind conditions.

Similarly, the northern access gate has experienced recurring malfunctions due to wind stress, and the existing gate operator is no longer reliable. Compounding the issue, the current placement of the guard shack is misaligned with vehicle approach lanes, making it difficult for guards to efficiently assist drivers and visitors. Under the proposed upgrade, a new guard shack will be constructed directly in line with vehicle traffic, enabling easier ID verification and visitor assistance through direct driver-side access. The project also includes the installation of industrial-grade gate openers designed for high-cycle use and

improved resistance to environmental wear. These improvements will reduce street-level congestion, increase gate reliability, and ensure a safer, more controlled perimeter environment for SunLine's operations.

On May 12, 2025, staff issued Invitation for Bid (IFB) Solicitation 25-003 Security Fence Upgrade for procurement of public work services to upgrade SunLine's northern and southern site fence and access gates. The IFB was publicly advertised in a newspaper of general circulation and was posted on SunLine's website.

On July 10, 2025, SunLine received bids from three (3) contractors.

Staff reviewed the apparent low bid submitted by Inland Highway Services Corp. (Inland) in response to the IFB. Inland's bid was found to be non-responsive for failure to submit a properly executed bid bond. This is a material irregularity that cannot be waived by SunLine.

Staff reviewed the second lowest bid which was submitted by Three Peaks to ensure compliance with the requirements of the IFB. Based on a thorough review, staff recommends awarding a contract to Three Peaks, the lowest responsive and responsible bidder. The price is found to be fair and reasonable in comparison to the Independent Cost Estimate (ICE) and all bids were received under full and open competition.

In addition to the bid amount, staff also recommends the Board authorize a ten-percent contingency of \$(49,286.00) to be utilized in the event of unforeseen circumstances. Such use would be subject to a future change order or amendment to the proposed contract if necessary.

Financial Impact

The financial impact of (\$542,150.00) will be covered by State Transit Assistance (STA), Federal Transit Administration (FTA) 5307 and State of Good Repair funds. These funding sources are included in the Board-approved capital budget.

Performance Goal

Goal 3: Organizational Health & Resiliency – Optimize SunLine's fiscal and overall organizational strength to allow for growth and to better withstand unexpected challenges (e.g., COVID-19 financial impact).

In Collaboration with:

Paul Mattern, Chief Planning Officer
 Mark Perry, Chief Maintenance Officer
 Isabel Vizcarra, Chief Transportation Officer
 Bryan Valenzuela, Chief Safety Officer

Approved/Reviewed by:

Mona Babauta, CEO/General Manager
Luis Garcia, Chief Financial Officer
Catherine J. Groves, General Counsel

Attachments:

- [Item 9a](#) – Price Analysis
- [Item 9b](#) – Solicitation List



INVITATION FOR BID
SECURITY FENCE UPGRADE
25-003

PRICE ANALYSIS

	Inland Hwy July 2025	Three Peaks July 2025	All American Building July 2025	Independent Cost Analysis 5/2024
PlanetBids Lump Sum	\$ 441,501.00	\$ 492,864.00	\$ 508,328.99	NA
	\$ 441,501.00	\$ 492,864.00	\$ 508,328.99	\$ 398,150.00

	Difference	Delta
Difference between Three Peaks and All American Building bids	\$ (15,464.99)	-3.04%
Difference between Three Peaks and Independent Cost Analysis	\$ 94,714.00	19.22%

There was adequate price comparison for the Security Fence Upgrade project since three (3) bidders independently contended for the project. Inland Highway bid was disqualified as they neglected to provide their original bid bond; there were other non-conformances with their bid. Therefore, the 1 year agreement award is based on the lowest and most technically responsive price for the requirements of this project. As a result, Three Peaks Corp is the designated awardee for the Security Fence Upgrade project.

Based upon the above review of the bids along with the May 2024 independent cost analysis, Three Peak's price is considered fair and reasonable and determined to provide the best value to the Agency.

Prepared by: Sara Parrish



Ray Stevens
14-Jul-25

PLANETBID SOLICITATION LIST IFB 25-003 SECURITY FENCE UPGRADE

Company Name	Address	City	State	Zip	Contact Name	Email
All American Building Services	PO Box 802586	Santa Clarita	California	91380	Anthony Innabi	Bids@allamericanrebuild.com
AMEG Enterprises, LLC	1522 Terracina Drive	El Dorado Hills	California	95762	David Baldwin	dsbaldwin@amegllc.com
Arix Inc	26 Muirfield	Trabuco Canyon	California	92679	Hassan Zarrinjoub	hassan.zarrinjoub@gmail.com
Bella Kai Construction	1133 Munt Double Dr.	Big Bear City	California	92314	Luigi Dilernia	bellakaiconstruction@gmail.com
Builtall	4712 E 2nd Street #520	Long Beach	California	90803	Tom Madrigal	tom@builtall.com
Certainly Fence Inc	1013 Myrtle Ave	Long Beach	California	90813	Jose Romero	jr.certainlyfence@gmail.com
DASH Construction Company, Inc.	6320 Canoga Ave., Ste 220	Woodland Hills	California	91367	Dariush Shahnnavaz	info@dashconstructioncompany.com
Everon	210 W Baywood Ave	Orange	California	92865	Gina Farideh Jalali	faridehjalali@everonsolutions.com
Golden West Fence	20741 Hansen Ave	Nuevo	California	92567	Daniel Martinez	goldenwestfence@gmail.com
HHS Construction, LLC	2042 South Grove Avenue	Ontario	California	91761	Ariel Coria	bids@hhsconstruction.net
Inland Highway Services Corp	971 W 20th St	Upland	California	91784	Joe Budka	inlandhsc@gmail.com
Modern General Contractor, Inc.	10017 Benares Place	Sun Valley	California	91352	Rouben Keshishian	roobo7@yahoo.com
Red Hawk Services Inc.	262 E 1st Street	Perris	California	92570	Scott Moore	scott@redhawkfence.com
Roberson Waite Electric	174 E. Liberty Ave.	Anaheim	California	92801	Will Hernandez	will.hernandez@rwe.us
Build EZR	7109 Gerald Ave	Van Nuys	California	91406	Sean Adasm	Sean@buildezr.com
The Altum Group	44-600 Village Court	Palm Desert	California	92260	Doug Franklin	projects@thealtumgroup.com
Three Peaks Corp.	PO Box 101	Calimesa	California	92320	Erik Simmons	erik@threepeaksCorp.com
Valley Cities Gonzales Fence, Inc.	1338 Sixth St.	Norco	California	92860	Dave Gonzales	valleycitiesfence1338@gmail.com
Xcel Fence Inc	910 E Cedar St.	Ontario	California	91761	Victor Palacios	victor@xcellfence.com

Footnote: Bold font indicates companies that submitted bids

SunLine Transit Agency

DATE: July 23, 2025 **ACTION**

TO: Finance/Audit Committee
Board of Directors

FROM: Walter Watcher, Chief of Capital Projects

RE: Award of Contract for Natural Gas (NG) Back-up Generator

Recommendation

Recommend that the Board of Directors (Board) delegate authority to the CEO/General Manager, or designee, to execute a contract with the lowest, responsive and responsible bidder, Cora Constructors, Inc. (Cora), for the construction of an emergency natural gas (NG) back-up generator system in the lump sum amount of \$2,377,926.12, in full conformity with the terms and conditions of the solicitation and in a form approved by General Counsel, and authorize the CEO/General Manager, or designee, to exercise up to a ten-percent contingency of \$237,793.00 for a total not-to-exceed project amount of \$2,615,719.12.

Background

The Operations Building, New Liquid Hydrogen Fuel Station, and Maintenance Repair Shop are essential facilities for SunLine Transit Agency (SunLine) ensuring uninterrupted service delivery. These facilities operate seven days a week, up to 24 hours a day, and play a crucial role in coordinating transit operations, maintaining vehicle readiness, and ensuring fuel availability.

In the event of a power outage caused by natural disasters, regional grid issues, or other emergencies, SunLine's ability to provide service and respond to urgent transportation needs would be severely impacted without a reliable backup power source. Therefore, staff identified the need for a natural gas-powered backup generator. This generator would automatically activate and supply sufficient power to sustain essential operations at these three facilities.

On May 27, 2025, staff issued an Invitation for Bid (IFB) Solicitation 26-002 for procurement of an emergency NG back-up generator. The IFB was publicly advertised in a newspaper of general circulation and was posted on SunLine's website.

On July 9, 2025, SunLine received bids from 2 contractors.

Staff reviewed the low bidder's submittal to ensure compliance with the requirements of the IFB. Based on a thorough review, staff recommends awarding a contract to Cora, the

lowest responsive and responsible bidder. The price is found to be fair and reasonable in comparison to the Independent Cost Estimate (ICE) and all bids were received under full and open competition.

In addition to the bid amount, staff also recommends the Board authorize a ten-percent contingency of \$237,793.00 to be utilized in the event of unforeseen circumstances. Such use would be subject to a future change order or amendment to the proposed contract, if necessary.

Financial Impact

The financial impact of \$2,615,719.12 will be covered by State Transit Assistance (STA) and Federal Transit Administration (FTA) 5307 funds. These funding sources are included in the Board-approved capital budget.

Performance Goal

Goal 3: Organizational Health & Resiliency – Optimize SunLine’s fiscal and overall organizational strength to allow for growth and to better withstand unexpected challenges (e.g., COVID-19 financial impact).

In Collaboration with:

Paul Mattern, Chief Planning Officer
Mark Perry, Chief Maintenance Officer
Isabel Vizcarra, Chief Transportation Officer
Bryan Valenzuela, Chief Safety Officer

Approved/Reviewed by:

Mona Babauta, CEO/General Manager
Luis Garcia, Chief Financial Officer
Catherine J. Groves, General Counsel

Attachments:

- [Item 10a](#) – Price Analysis
- [Item 10b](#) – Solicitation List



INVITATION FOR BID
NATURAL GAS BACK-UP GENERATOR
26-002

PRICE ANALYSIS

	Cora Constructors July 2025	M Brey Inc July 2025	Independent Cost Analysis 5/2024
PlanetBids Lump Sum	\$ 2,377,926.12	\$ 3,081,921.78	\$ 2,400,000.00
	\$ 2,377,926.12	\$ 3,081,921.78	\$ 2,400,000.00

	Difference	Delta
Difference between Cora Constructors and Independent Cost Estimate	\$ (22,073.88)	-0.93%
Difference between MBE and Cora Constructors	\$ (703,995.66)	-29.61%

There was adequate price comparison for the Natural Gas Back-up Generator project since two (2) bidders independently contended and a May 2024 budgetary cost estimate had been prepared. The lowest bid is .93% lower than the May 2024 independent cost estimate and 29.61% lower than the bid from M Brey Inc. The 2 year agreement award is based on the lowest and most technically responsive price for the requirements of this project. As a result, Cora Constructors Inc. is the designated awardee for the Back-up Generator project.

Based upon review of the bids and the independent cost analysis, the above analysis of Cora Constructor's price represents a fair and reasonable price and is determined to be the best value to the Agency.

Prepared by: Sara Parrish

Ray Stevens
11-Jul-25

PLANETBID SOLICITATION LIST IFB 26-002 NATURAL GAS (NG) BACK-UP GENERATOR

Company Name	Address	City	State	Zip	Contact Name	Email
Baker Electric & Renewables LLC	1298 Pacific Oaks Place	Escondido	California	92029	M Rogers	mrogers@baker-electric.com
Blue Group LLC	1846 1st St #1006	Idaho Falls	California	83401	Doug Anderson	doug@civicbridges.com
CNC Builders, Inc.	751 S. Weir Canyon Rd., Ste 157-240	Anaheim	California	92808	Louis Kloss	louis@cncbuildersinc.com
Collicutt Energy Services	2929 Unicorn Road	Bakersfield	California	93308	Brandon Lancaster	brandon.lancaster@collicutt.com
Cora Constructors Inc	75140 St. Charles Place Ste A	Palm Desert	California	92211	Lynne Cazeault	lynne@coraconstructors.com
Cummins IGB	500 Jackson Street	Irvine	California	92606	Augusto Tubino	augusto.tubino@cummins.com
Eco Energy Solutions, Inc.	4485 Runway Street	Simi Valley	California	93063	Karo Gyonjyan	karo@highvoltelectric.com
Fueling And Service Technologies, Inc.	11310 Slater Ave	Fountain Valley	California	92708	Ross James	rjames@fastechus.com
Johnson-Peltier Electrical	12021 Shoemaker Ave	Santa Fe Springs	California	90670	Greg Kelley	gkelley@johnson-peltier.com
Kewo Engineering Corporation	1370 Valley Vista Drive, Suite 200 #2114	Diamond bar	California	91765	Brian Kewo	brian.kewo@kewocorp.com
Leddy Power Systems, Inc.	530 Los Angeles Ave. Suite 115-145	Moorpark	California	93021	Curtis Leddy	curt.leddy@leddypower.com
Lotus USA Inc	445 S. Figueroa St 31st FL STE 3121	Los Angeles	California	90071	Prasad Yalamanchi	sivaprasad@lotususainc.com
M. Brey, Inc	408 Elm Ave	Beaumont	California	92223	Steven Brey	matt@mbreyinc.com
Nickolas Steel, Inc	816 S. Cucamonga Ave.	Ontario	California	91761	Bobby Powell	bobby@nicksteelinc.com
Proterra Builders, Inc.	16470 Pauhaska Place	Apple Valley	California	92307	Steven Richardson	steven.richardson@proterrabuilders.com
Quinn Power Systems (CATERPILLAR)	3500 Shepherd Drive	City of Industry	California	90601	John Castro	john.castro@quinnpower.com
San Diego Power LLC	2710 Alpine Blvd STE O PMB 514	Alpine	California	91901	Anel Califano	acalifano@sandiegopower.com
Three Peaks Corp.	PO BOX 101	Calimesa	California	92320	Erik Simmons	erik@threepeakscorp.com
Westcon Construction	81149 Indio Blvd	Indio	California	92201	Mark Faessel	mark@westcon-inc.com

Footnote: Bold font indicates companies that submitted bids

SunLine Transit Agency

DATE: July 23, 2025 **ACTION**

TO: Finance and Audit Committee
Board of Directors

FROM: Walter Watcher, Chief of Capital Projects

RE: Submit Request to the County of Riverside to Vacate Haskell Road
and Remove Easements

Recommendation

Recommend that the Board of Directors (Board) authorize the CEO/General Manager, or designee, to:

1. Execute all documents necessary to submit an application to the County of Riverside to vacate a portion of Haskell Road, west of Harry Oliver Trail, and the removal of associated easements.
2. Accept the vacation of the subject area from the County of Riverside.
3. Execute any and all documents to (1) convey easements as necessary once the vacation has been completed; (2) facilitate the removal of unnecessary easements that are recorded on SunLine's parcels.
4. Accept quitclaim deeds or other instruments to facilitate the removal of easements from easement holders.
5. Take any additional actions to support the future merger of SunLine's parcel numbers.

These current and future actions are critical to establishing a contiguous property that will enhance internal mobility, improve operational efficiency and support the development of a cohesive and secure facility. A unified parcel will enable more streamlined facility planning and management, aligning with the SunLine Transit Agency's (SunLine) long-term goals.

Background

Upon Board approval, staff will formally request that the County of Riverside abandon the portion of Haskell Road located west of Harry Oliver Trail. This segment of roadway is no longer in use and currently separates two parcels owned by SunLine. Its continued presence creates logistical and planning challenges, hindering cohesive development of the area for future operational needs. Abandoning this portion of Haskell Road will allow for greater flexibility in site planning, reduce development costs, promote more efficient

land use, and support the development of a unified, secure, and strategically aligned facility footprint.

The road segment does not currently serve a significant public transportation or traffic function. It carries minimal through traffic and primarily serves internal operational needs of SunLine. Alternative public access routes already exist in the surrounding road network, including Harry Oliver Trail and other adjacent streets. If necessary, SunLine is willing to grant access rights to the neighboring parcel owner (in a form of easement or license to be negotiated by the parties) for continued use of the private road if the street vacation is approved. SunLine may also convey utility easements to preserve existing utilities in the street as required by the County or local agencies.

As part of this process, staff will review and initiate the removal of outdated or unnecessary easements on SunLine parcels. These legacy easements can restrict development, limit design flexibility, and create unnecessary complications during site improvements or infrastructure upgrades. Eliminating these encumbrances will help ensure parcels are fully available for future use, supporting efficient land use planning and maximizing the utility of SunLine's property assets.

Financial Impact

There is no notable financial impact at this time separate from County fees for pursuing this action. The Board approved FY 2025-26 Budget should include sufficient capacity to absorb these fees, which are expected to be low enough to fall within the CEO/General Manager's signing authority.

Performance Goal

Goal 2: Highly Trusted Mobility Solutions – Strive to deliver highly accessible, convenient and trusted mobility solutions that effectively meet the diverse needs of Coachella Valley citizens and improve their connectivity to daily life needs.

In Collaboration with:

Paul Mattern, Chief Planning Officer
Isabel Vizcarra, Chief Transportation Officer
Bryan Valenzuela, Chief Safety Officer

Approved/Reviewed by:

Mona Babauta, CEO/General Manager
Luis Garcia, Chief Financial Officer
Catherine J. Groves, General Counsel

Attachments:

- [Item 11a](#) - Haskell Road Satellite Map
- [Item 11b](#) - Haskell Road Map – West of Harry Oliver Trail





Sunline Property

Sunline Property

Harry Oliver Trail

Harry Oliver Trail

Haskell Road