



SunLine Transit Agency
September 24, 2025
11:05 a.m. – 11:20 a.m.

AGENDA

FINANCE/AUDIT COMMITTEE

Wellness Room
32-505 Harry Oliver Trail
Thousand Palms, CA 92276

NOTICE TO THE PUBLIC

SunLine has discontinued its COVID-19 Emergency Declaration and has returned its Board and Board Committee meetings to live and in-person attendance at the location noted above. These meetings are no longer available for viewing, attendance, or comment by two-way audiovisual platform, two-way telephonic service, webcasting, or streaming video broadcast. SunLine may prepare audio or video recordings of Board meetings. In accordance with the Brown Act and California Public Records Act, these recordings are subject to public inspection for a period of thirty (30) days after the meeting.

In compliance with the Brown Act, agenda materials distributed 72 hours or less prior to the meeting, which are public records relating to open-session agenda items, will be available for inspection by members of the public prior to or at the meeting at SunLine Transit Agency's Administration Building, 32505 Harry Oliver Trail, Thousand Palms, CA 92276 and on the Agency's website, www.sunline.org.

In compliance with the Americans with Disabilities Act, Government Code Section 54954.2, and the Federal Transit Administration Title VI, please contact the Clerk of the Board at (760) 343-3456 if special assistance is needed to participate in a Board meeting, including accessibility and translation services. Notification of at least 72 business hours prior to the meeting time will assist staff in assuring reasonable arrangements can be made to provide assistance at the meeting.

ITEM

RECOMMENDATION

- 1. CALL TO ORDER**
- 2. FLAG SALUTE**
- 3. ROLL CALL**
- 4. FINALIZATION OF AGENDA**

ITEM

RECOMMENDATION

5. PUBLIC COMMENTS

RECEIVE COMMENTS

NON AGENDA ITEMS

Members of the public may address the Committee regarding any item within the subject matter jurisdiction of the Committee; however, no action may be taken on off-agenda items unless authorized. Comments shall be limited to matters not listed on the agenda. Members of the public may comment on any matter listed on the agenda at the time that the Board considers that matter. Comments may be limited to 3 minutes in length.

6. PRESENTATIONS

7. COMMITTEE MEMBER COMMENTS

RECEIVE COMMENTS

8. CONSENT CALENDAR

All items on the Consent Calendar will be approved by one motion, and there will be no discussion of individual items unless a Board Member requests a specific item be pulled from the calendar for separate discussion. The public may comment on any item.

APPROVE

- | | |
|--|----------------|
| 8a) Acceptance of Checks \$1,000 and Over Report for June and July 2025 | (PAGE 4-12) |
| 8b) Acceptance of Credit Card Statement for June and July 2025 | (PAGE 13-43) |
| 8c) Acceptance of Monthly Budget Variance Report for June 2025 | (PAGE 44-48) |
| 8d) Acceptance of Contracts Signed between \$25,000 and \$250,000 for June and July 2025 | (PAGE 49-51) |
| 8e) Acceptance of Union & Non-Union Pension Investment Asset Summary June and July 2025 | (PAGE 52-74) |
| 8f) Acceptance of Ridership Report for June and July 2025 | (PAGE 75-82) |
| 8g) Acceptance of SunDial Operational Notes for June and July 2025 | (PAGE 83-87) |
| 8h) Acceptance of Metrics for June and July 2025 | (PAGE 88-126) |
| 8i) Acceptance of Board Member Attendance Report for August 2025 | (PAGE 127-128) |

9. AMENDMENT TO AGREEMENT WITH ANEW CLIMATE, LLC FOR THE PURCHASE OF RENEWABLE NATURAL GAS AND LOW CARBON FUEL STANDARD CREDIT MANAGEMENT

APPROVE
(PAGE 129-130)

(Staff: Walter Watcher, Chief of Capital Projects)

ITEM

RECOMMENDATION

10. ADJOURN

SunLine Transit Agency**CONSENT CALENDAR**

DATE: September 24, 2025

APPROVETO: Finance/Audit Committee
Board of Directors

RE: Acceptance of Checks \$1,000 and Over Report June and July 2025

Summary:

The Checks \$1,000 and Over Report lists all of the checks processed at the Agency with a value of over \$1,000 for a given month.

- The table below identifies the checks \$50,000 and over in the month of June and July which required signature from the Chair or Vice Chair.

Vendor	Check #	Amount
<i>A-Z Bus Sales Inc.</i>	700082	\$399,371.54
<i>Trapeze Software Group Inc</i>	700153	\$85,864.00
<i>Hanson Bridgett LLP</i>	700169	\$77,166.88
<i>Scelzi Enterprises, Inc.</i>	700142	\$56,043.11
<i>California Transit Training Consortium</i>	700170	\$55,696.42
<i>Clever Devices, LTD</i>	700168	\$54,299.00
<i>Nomad Transit, LLC</i>	700383	\$206,885.51
<i>Integrated Cryogenic Solutions, LLC</i>	700351	\$155,611.68
<i>Ballard Power Systems</i>	700322	\$118,983.65
<i>Helixstorm</i>	700391	\$112,186.75
<i>Nomad Transit, LLC</i>	700390	\$103,090.24
<i>Verizon Wireless</i>	700389	\$79,501.83

Recommendation:

Approve.

**SunLine Transit Agency
Checks \$1,000 and Over
June 2025**

Vendor Filed As Name	Description	Check #	Payment Date	Payment Amount
CALPERS	Group Health Premiums	700167	06/25/2025	459,765.66
A-Z BUS SALES INC	WIP-Replacement Paratransit Buses- Project Acct#2205-00	700082	06/18/2025	399,371.54
PERMA - INSURANCE	Liability Program 4th of 7 Annual Installments	699975	06/04/2025	101,687.00
U.S. BANK INSTITUTIONAL TRUST-WESTERN	Pension Deposit	700155	06/18/2025	91,303.75
U.S. BANK INSTITUTIONAL TRUST-WESTERN	Pension Deposit	700220	06/25/2025	89,051.93
U.S. BANK INSTITUTIONAL TRUST-WESTERN	Pension Deposit	699990	06/04/2025	87,376.26
TRAPEZE SOFTWARE GROUP INC.	Computer/Network Software Agreement	700153	06/18/2025	85,864.00
IMPERIAL IRRIGATION DIST	Utilities	700023	06/11/2025	79,056.92
HANSON BRIDGETT LLP	Legal Service	700169	06/25/2025	77,166.88
SO CAL GAS CO.	Utilities	700052	06/11/2025	58,953.44
SCELZI ENTERPRISES, INC.	WIP-Replacement Support Vehicles-Project Acct#2111-01	700142	06/18/2025	56,043.11
CALIFORNIA TRANSIT TRAINING CONSORTIUM	Center of Excellence Workshop	700170	06/25/2025	55,696.42
CLEVER DEVICES LTD.	WIP-Radio System Replacement-Project Acct#1905-02	700168	06/25/2025	54,299.00
METLIFE	Supplement Benefits LTD/STD/LIFE/Dental Ins Premium	700200	06/25/2025	48,768.86
INSIGHT STRATEGIES INC	Consulting	700115	06/18/2025	40,387.54
MOORE & ASSOCIATES, INC.	WIP-Planning, Research & Development-Project Acct#2514-02	700124	06/18/2025	39,178.27
MICHELIN NORTH AMERICA, INC.	Lease Tires Services	700032	06/11/2025	35,460.29
ATKINSON, ANDELSON, LOYA RUUD AND ROMO	Legal Service	700180	06/25/2025	27,076.84
HELIXSTORM	WIP-Information Technology Project- Project Acct#2418-12	699953	06/04/2025	25,584.04
HELIXSTORM	Contracted Services	700022	06/11/2025	23,470.10
HELIXSTORM	Contracted Services	700114	06/18/2025	20,243.75
NFI PARTS	Inventory Repair Parts	700065	06/18/2025	18,758.32
GENFARE, LLC	Inventory Repair Parts	700191	06/25/2025	17,894.41
RUSH TRUCK CENTERS OF CALIFORNIA, INC.	Inventory Repair Parts	699982	06/04/2025	14,742.23
FRANKLIN TRUCK PARTS, INC	Inventory Repair Parts	699944	06/04/2025	13,980.46
BROADLUX, INC.	Contract Services-General	699923	06/04/2025	12,994.75
TRUGUARD SECURITY SERVICES, INC	Security Guard Services	700154	06/18/2025	12,293.04
FRANKLIN TRUCK PARTS, INC	Inventory Repair Parts	700106	06/18/2025	11,927.68
AMAZON CAPITAL SERVICES, INC	Office Supplies	700071	06/18/2025	11,143.67
SONSRAY FLEET SERVICES	Inventory Repair Parts	700148	06/18/2025	10,522.18
JE STRATEGIES LLC	Consulting	700195	06/25/2025	10,159.51
ROBERT HALF	Temporary Help	699980	06/04/2025	9,684.40
DYNAMIC BUILDING MAINTENANCE INC	Janitorial Services	699936	06/04/2025	9,349.00
ROBERT HALF	Temporary Help	700139	06/18/2025	9,324.40
KL2 CONNECTS LLC	Recruiting Employees	700028	06/11/2025	9,225.00
SHAW YODER ANTWHI SCHMELZER & LANGE, INC	Consulting	700050	06/11/2025	9,000.00
ROBERT HALF	Temporary Help	700210	06/25/2025	8,964.40
TRANSPORTATION MANAGEMENT & DESIGN,	Consulting	700152	06/18/2025	8,668.56
RUSH TRUCK CENTERS OF CALIFORNIA, INC.	Inventory Repair Parts	700140	06/18/2025	8,568.45

**SunLine Transit Agency
Checks \$1,000 and Over
June 2025**

Vendor Filed As Name	Description	Check #	Payment Date	Payment Amount
ROMAINE ELECTRIC CORP.	Inventory Repair Parts	700211	06/25/2025	7,801.42
ROBERT HALF	Temporary Help	700047	06/11/2025	7,779.84
TOKEN TRANSIT, INC	Mobile Ticketing Commission	700056	06/11/2025	7,700.64
SMART CHEMISTRY CORPORATION	Repair Parts-Hydrogen	700214	06/25/2025	7,525.00
AVAIL TECHNOLOGIES	Inventory Repair Parts	700081	06/18/2025	7,243.56
ENVIRONMENTAL SYSTEMS RESEARCH	Computer/Network Software Agreement	699939	06/04/2025	7,000.00
COLLEGE OF THE DESERT, PaCE	Staff Development Workshop	700094	06/18/2025	6,700.00
AMALGAMATED TRANSIT UNION	Union Dues	700176	06/25/2025	6,676.46
FORENSIC DRUG TESTING SERVICES	Alcohol & Drug Testing	700105	06/18/2025	6,601.85
TRANSIT AND COACH PARTS	Inventory Repair Parts	700058	06/11/2025	6,505.74
BRADY WORLDWIDE INC	Emergency Preparedness Supplies	700085	06/18/2025	6,417.63
TRANSIT AND COACH PARTS	Inventory Repair Parts	700219	06/25/2025	6,405.74
SPECIALTY FIELD SERVICE, INC.	Outside Repair-Fixed Route	700143	06/18/2025	6,400.00
AMALGAMATED TRANSIT UNION	Union Dues	700070	06/18/2025	6,177.80
AMALGAMATED TRANSIT UNION	Union Dues	699913	06/04/2025	6,174.40
GILLIG LLC	Inventory Repair Parts	700112	06/18/2025	5,696.06
IMPERIAL IRRIGATION DIST	Utilities	700193	06/25/2025	5,687.71
ALPHA IMPRINT, LLC	Employee Expense	699998	06/11/2025	5,510.00
AMAZON CAPITAL SERVICES, INC	Office Supplies	699914	06/04/2025	5,364.69
TPX COMMUNICATIONS	Communication Service	700149	06/18/2025	5,261.35
VALLEY REPROGRAPHICS LLC	Contracted Services	700157	06/18/2025	5,211.00
JOSEPH LYNN FRIEND	Contracted Services	700119	06/18/2025	5,190.00
NAPA AUTO PARTS	Inventory Repair Parts	700126	06/18/2025	5,168.78
4IMPRINT, INC.	Employee Incentive Services	700064	06/18/2025	5,145.02
NFI PARTS	Inventory Repair Parts	700172	06/25/2025	5,109.95
CALIFORNIA HYDROGEN BUSINESS COUNCIL	Membership & Subscriptions	699928	06/04/2025	5,000.00
TEC EQUIPMENT, INC.	Inventory Repair Parts	700146	06/18/2025	4,958.90
TACOS YOGI	Employee Incentive Services	700199	06/25/2025	4,650.00
HD INDUSTRIES	Inventory Repair Parts	700020	06/11/2025	4,432.41
MIRKO FISCHER	Reimbursement Expense	700033	06/11/2025	4,385.05
AUTOZONE COMMERCIAL	Inventory Repair Parts	700080	06/18/2025	4,307.61
TRANSIT AND COACH PARTS	Inventory Repair Parts	700150	06/18/2025	4,119.07
PARKHOUSE TIRE, INC.	Repair Parts-Fixed Route	700134	06/18/2025	4,040.63
VALLEY OFFICE EQUIPMENT, INC.	Copier Service	700060	06/11/2025	4,013.73
RWC GROUP	Inventory Repair Parts	699945	06/04/2025	4,011.85
BEST BUY RESTAURANT EQUIPMENT	WIP-Facility Maintenance Upgrade-Project Acct#2413-14	700083	06/18/2025	3,903.85
GARON WYATT INVESTIGATIVE SERVICES, LLC.	Insurance Loss	700109	06/18/2025	3,838.64
NAPA AUTO PARTS	Inventory Repair Parts	699969	06/04/2025	3,677.17
ANDREA CARTER & ASSOCIATES	Marketing & Communication Services	700179	06/25/2025	3,615.00

**SunLine Transit Agency
Checks \$1,000 and Over
June 2025**

Vendor Filed As Name	Description	Check #	Payment Date	Payment Amount
AMERICAN MOVING PARTS	Inventory Repair Parts	700178	06/25/2025	3,604.47
PRUDENTIAL OVERALL SUPPLY	Uniforms	700207	06/25/2025	3,356.57
AMERICAN LAMINATED GLASS	Inventory Repair Parts	700186	06/25/2025	3,355.16
GRAINGER	Facility Maintenance	699952	06/04/2025	3,315.64
CHARTER COMMUNICATIONS	Utilities	700054	06/11/2025	3,282.72
PRUDENTIAL OVERALL SUPPLY	Uniforms	700045	06/11/2025	3,222.04
AMERICAN MOVING PARTS	Inventory Repair Parts	699919	06/04/2025	3,180.93
MAGNUM ELECTRONICS, INC.	WIP-Radio System Replacement-Project Acct#1905-01	699961	06/04/2025	3,167.79
PALM SPRINGS MOTORS, INC.	Inventory Repair Parts	700132	06/18/2025	3,145.69
ALPHA MEDIA LLC	Advertising	699999	06/11/2025	3,050.00
PALM SPRINGS MOTORS, INC.	Inventory Repair Parts	699973	06/04/2025	2,803.19
PARAGON ID HIGH POINT US	Printing Expense	699974	06/04/2025	2,763.79
GILLIG LLC	Inventory Repair Parts	700192	06/25/2025	2,618.48
RIDE COACH AND BUS	Inventory Repair Parts	699926	06/04/2025	2,612.05
FASTENAL COMPANY	Shop Supplies	700096	06/18/2025	2,574.16
TOTAL CARE WORK INJURY CLINIC	Medical Exam & Testing	700063	06/11/2025	2,565.00
CITY CAB	Taxi Voucher Program	699984	06/04/2025	2,547.24
C V WATER DISTRICT	Utilities	700184	06/25/2025	2,537.22
FRONTIER COMMUNICATIONS	Utilities - OPS Bldg.	700108	06/18/2025	2,500.00
EVERON, LLC	SunRide Ride Share Expenses	700116	06/18/2025	2,497.71
FEDEX	Shipping Service	700189	06/25/2025	2,494.97
PLAZA TOWING, INC.	Towing Services	700206	06/25/2025	2,475.00
POSITIVE PROMOTIONS, INC.	Employee Recognition	700138	06/18/2025	2,414.53
NFI PARTS	Inventory Repair Parts	699997	06/11/2025	2,342.93
VANESSA ORDORICA	Reimbursement Expense	699995	06/05/2025	2,281.29
MOHAWK MFG & SUPPLY CO	Inventory Repair Parts	700201	06/25/2025	2,115.09
ENTECH OIL INC	Lubricants- Oil	700012	06/11/2025	2,024.57
BURRTEC WASTE & RECYCLING SERVICES	Trash Service	700006	06/11/2025	2,019.20
QUADIENT FINANCE USA, INC.	Postage	700046	06/11/2025	2,000.00
BURRTEC WASTE & RECYCLING SERVICES	Trash Service	700005	06/11/2025	1,973.27
MICHELIN NORTH AMERICA, INC.	Special Billing Tires	700121	06/18/2025	1,952.26
IMAGE 360 - PALM DESERT	Decals-Fixed Route	700034	06/11/2025	1,951.95
ALPHA IMPRINT, LLC	Employee Expense	700175	06/25/2025	1,840.00
PLAZA TOWING, INC.	Towing Services	699977	06/04/2025	1,725.00
PALM SPRINGS MOTORS, INC.	Inventory Repair Parts	700204	06/25/2025	1,721.99
CDW GOVERNMENT, INC	Computer Supplies	700088	06/18/2025	1,697.25
DEAN BRAMLETT	Reimbursement Expense	699910	06/03/2025	1,679.94
YELLOW CAB OF THE DESERT	Taxi Voucher Program	700162	06/18/2025	1,679.16
MARK PERRY	Reimbursement Expense	699963	06/04/2025	1,664.01

**SunLine Transit Agency
Checks \$1,000 and Over
June 2025**

Vendor Filed As Name	Description	Check #	Payment Date	Payment Amount
GILLIG LLC	Inventory Repair Parts	699948	06/04/2025	1,643.60
COUNTY OF RIVERSIDE	WIP-Center of Excellence Facility-Project Acct#1808-03	700185	06/25/2025	1,638.12
HIRERIGHT, LLC	Background Service	700008	06/11/2025	1,632.73
TRANSIT RESOURCES, INC.	Inventory Repair Parts	700151	06/18/2025	1,612.65
CHRIS ALLEN VERES	Inventory Repair Parts	700089	06/18/2025	1,606.00
PALM SPRINGS MOTORS, INC.	Inventory Repair Parts	700041	06/11/2025	1,560.70
MOHAWK MFG & SUPPLY CO	Inventory Repair Parts	699966	06/04/2025	1,539.89
RWC GROUP	Inventory Repair Parts	700107	06/18/2025	1,501.25
VIRGINKAR AND ASSOCIATES, INC.	WIP-Upgrade for CAD/AVL System-Project Acct#2309-00	700158	06/18/2025	1,332.00
PDC MACHINES, INC	Inventory Repair Parts-SunFuels	700135	06/18/2025	1,322.10
CINTAS CORPORATION NO.2	Emergency Preparedness Supplies	699931	06/04/2025	1,255.30
COACH GLASS	Inventory Repair Parts	700194	06/25/2025	1,203.48
BERNELL HYDRAULICS INC	Repair Parts-CNG	700084	06/18/2025	1,198.19
ON THE FLY TERMITE AND PEST CONTROL	Pest Control Services	700040	06/11/2025	1,192.00
A-1 ALTERNATIVE FUEL SYSTEMS/A-1 AUTO	Paratransit Repair Parts	700069	06/18/2025	1,184.07
DANIELS TIRE SERVICE - GOOD YEAR	Inventory Repair Parts	700092	06/18/2025	1,169.70
GRAINGER	Materials & Supplies	700223	06/25/2025	1,155.61
ABSOLUTE SELF STORAGE	Storage Rental	700171	06/25/2025	1,152.00
WINDMILL CITY SCREEN PRINTING	Employee Expense	700225	06/25/2025	1,140.55
PLAZA TOWING, INC.	Towing Services	700137	06/18/2025	1,075.00
TEAMSTERS LOCAL 1932	Union Dues	700145	06/18/2025	1,066.74
TEAMSTERS LOCAL 1932	Union Dues	699988	06/04/2025	1,066.74
NFI PARTS	Inventory Repair Parts	699911	06/04/2025	1,065.75
BERNELL HYDRAULICS INC	Materials & Supplies	700181	06/25/2025	1,046.53
TEAMSTERS LOCAL 1932	Union Dues	700218	06/25/2025	1,044.77
JORGE CORTEZ	Reimbursement Expense	699958	06/04/2025	1,000.00
FRANCISCO GOROSTIETA	Reimbursement Expense	700016	06/11/2025	1,000.00
Total Checks Over \$1,000	\$2,509,572.34			
Total Checks Under \$1,000	\$50,127.59			
Total Checks	\$2,559,699.93			

**SunLine Transit Agency
Checks \$1,000 and Over
July 2025**

Vendor Filed As Name	Description	Check #	Payment Date	Payment Amount
PERMA - INSURANCE	WC/GL & Liability/Damaged Ins Premiums FY25/26	700293	07/09/2025	3,550,400.00
CALPERS	Group Health Premiums	700401	07/23/2025	450,224.22
NOMAD TRANSIT, LLC	SunRide Ride Share Expenses	700383	07/16/2025	206,885.51
INTEGRATED CRYOGENIC SOLUTIONS LLC	Fuel - Liquid Hydrogen	700351	07/16/2025	155,611.68
BALLARD POWER SYSTEMS	Inventory Repair Parts	700322	07/16/2025	118,983.65
HELIXSTORM	WIP-Information Technology Project- Project Acct#2306-01	700391	07/22/2025	112,186.75
NOMAD TRANSIT, LLC	SunRide Ride Share Expenses	700390	07/21/2025	103,090.24
U.S. BANK INSTITUTIONAL TRUST-WESTERN	Pension Deposit	700500	07/30/2025	93,867.34
IMPERIAL IRRIGATION DIST	Utilities	700349	07/16/2025	93,312.13
U.S. BANK INSTITUTIONAL TRUST-WESTERN	Pension Deposit	700380	07/16/2025	89,405.43
VERIZON WIRELESS	Wireless Telephone Service	700389	07/21/2025	79,501.83
SO CAL GAS CO.	Utilities	700371	07/16/2025	49,263.19
METLIFE	Supplement Benefits LTD/STD/LIFE/Dental Ins Premium	700435	07/23/2025	48,354.07
METLIFE	Supplement Benefits LTD/STD/LIFE/Dental Ins Premium	700359	07/16/2025	46,838.97
IMPERIAL COLLEGE PROJECTS LIMITED	Membership & Subscriptions	700423	07/23/2025	44,850.00
MICHELIN NORTH AMERICA, INC.	Lease Tires Services	700282	07/09/2025	40,918.02
ANEW RNG, LLC	Utilities	700461	07/30/2025	40,702.14
ANEW RNG, LLC	Utilities	700253	07/09/2025	37,311.63
APTA	Membership & Subscriptions	700321	07/16/2025	35,500.00
AMERICAN HEART ASSOCIATION	Membership & Subscriptions	700252	07/09/2025	35,000.00
JOHNSON EQUIPMENT COMPANY	WIP-Information Technology Project- Project Acct#2002-03	700428	07/23/2025	30,531.13
JOHNSON EQUIPMENT COMPANY	WIP-Information Technology Project- Project Acct#2002-03	700427	07/23/2025	28,041.44
JOHNSON EQUIPMENT COMPANY	WIP-Information Technology Project- Project Acct#2002-03	700429	07/23/2025	27,576.50
CDW GOVERNMENT, INC	WIP-Information Technology Project- Project Acct#2418-12	700257	07/09/2025	25,598.38
HELIXSTORM	Contracted Services	700421	07/23/2025	23,470.10
HANSON BRIDGETT LLP	Legal Service	700477	07/30/2025	20,580.00
ADA GURU	Consulting	700278	07/09/2025	18,029.00
INSIGHT STRATEGIES INC	Consulting	700425	07/23/2025	17,550.00
ROBERT HALF	Temporary Help	700369	07/16/2025	16,930.29
RUSH TRUCK CENTERS OF CALIFORNIA, INC.	Inventory Repair Parts	700445	07/23/2025	16,386.56
NFI PARTS	Inventory Repair Parts	700313	07/16/2025	15,985.35
BALLARD POWER SYSTEMS	Inventory Repair Parts	700254	07/09/2025	15,553.72
FRANKLIN TRUCK PARTS, INC	Inventory Repair Parts	700271	07/09/2025	14,886.72
ROBERT HALF	Temporary Help	700444	07/23/2025	14,656.40
GILLIG LLC	Inventory Repair Parts	700275	07/09/2025	12,737.67
BALLARD POWER SYSTEMS	Inventory Repair Parts	700397	07/23/2025	12,375.09
TRUGUARD SECURITY SERVICES, INC	Security Guard Services	700499	07/30/2025	11,931.48
GARON WYATT INVESTIGATIVE SERVICES, LLC.	Insurance Loss	700416	07/23/2025	11,593.34
ANDREA CARTER & ASSOCIATES	Marketing & Communication Services	700320	07/16/2025	11,475.00

**SunLine Transit Agency
Checks \$1,000 and Over
July 2025**

Vendor Filed As Name	Description	Check #	Payment Date	Payment Amount
FEDEX	Shipping Service	700341	07/16/2025	11,139.94
HELIXSTORM	Contracted Services	700345	07/16/2025	10,979.75
ROBERT HALF	Temporary Help	700493	07/30/2025	9,681.04
DYNAMIC BUILDING MAINTENANCE INC	Janitorial Services	700264	07/09/2025	9,349.00
CONNECTED SOLUTIONS GROUP, LLC	Inventory Repair Parts	700467	07/30/2025	9,247.77
SHAW YODER ANTWHI SCHMELZER & LANGE, INC	Consulting	700370	07/16/2025	9,000.00
ROBERT HALF	Temporary Help	700297	07/09/2025	8,964.40
PERFORMYARD, INC.	Membership & Subscriptions	700366	07/16/2025	8,925.00
HD INDUSTRIES	Inventory Repair Parts	700419	07/23/2025	8,904.04
ZOOM VIDEO COMMUNICATION, INC.	Computer/Network Software Agreement	700456	07/23/2025	8,867.80
TPX COMMUNICATIONS	Communication Service	700377	07/16/2025	8,233.69
CTS MOBILITY	Inventory Repair Parts	700261	07/09/2025	8,105.62
NFI PARTS	Inventory Repair Parts	700249	07/09/2025	7,800.29
TRAPEZE SOFTWARE GROUP INC.	Computer/Network Software Agreement	700379	07/16/2025	7,575.00
JE STRATEGIES LLC	Consulting	700354	07/16/2025	7,500.00
MILE3 WEB DEVELOPMENT	Website Maintenance	700436	07/23/2025	7,350.00
KAT CONSULTING SERVICES LLC	Consulting Services	700431	07/23/2025	7,193.09
CLICKUP	Computer/Network Software Agreement	700485	07/30/2025	7,068.00
CLICKUP	Computer/Network Software Agreement	700280	07/09/2025	7,068.00
CMD CORPORATION	Inventory Repair Parts	700260	07/09/2025	7,018.55
GILLIG LLC	Inventory Repair Parts	700344	07/16/2025	6,987.01
AMALGAMATED TRANSIT UNION	Union Dues	700317	07/16/2025	6,944.80
AMALGAMATED TRANSIT UNION	Union Dues	700459	07/30/2025	6,869.58
NFI PARTS	Inventory Repair Parts	700392	07/23/2025	6,836.39
SONSRAY FLEET SERVICES	Inventory Repair Parts	700449	07/23/2025	6,651.49
DISCOUNTELL LLC	Inventory Repair Parts	700263	07/09/2025	6,463.39
BARRY ANINAG INVESTIGATIONS, LLC	Insurance Loss	700281	07/09/2025	6,263.00
AMAZON CAPITAL SERVICES, INC	Facility Maintenance	700250	07/09/2025	5,938.78
KIRK'S AUTOMOTIVE, INC.	Inventory Repair Parts	700355	07/16/2025	5,818.50
AMAZON CAPITAL SERVICES, INC	Small Tools & Equipment	700318	07/16/2025	5,271.18
SONSRAY FLEET SERVICES	Inventory Repair Parts	700498	07/30/2025	5,245.18
JOSEPH LYNN FRIEND	Consulting Services	700430	07/23/2025	4,920.00
HOME DEPOT CREDIT SERVICES	Bus Stop Supplies	700233	07/02/2025	4,912.56
PLAZA TOWING, INC.	Towing Services	700442	07/23/2025	4,835.00
ROMAINE ELECTRIC CORP.	Inventory Repair Parts	700298	07/09/2025	4,708.17
PRUDENTIAL OVERALL SUPPLY	Uniforms	700492	07/30/2025	4,665.07
IMPERIAL IRRIGATION DIST	Utilities	700424	07/23/2025	4,519.46
ALLIED REFRIGERATION, INC	Freon & Coolant	700315	07/16/2025	4,386.57
PALM SPRINGS MOTORS, INC.	Inventory Repair Parts	700441	07/23/2025	4,354.26

**SunLine Transit Agency
Checks \$1,000 and Over
July 2025**

Vendor Filed As Name	Description	Check #	Payment Date	Payment Amount
HOME DEPOT CREDIT SERVICES	Facility Maintenance	700346	07/16/2025	4,304.59
FORENSIC DRUG TESTING SERVICES	Alcohol & Drug Testing	700342	07/16/2025	3,987.60
PRUDENTIAL OVERALL SUPPLY	Uniforms	700367	07/16/2025	3,974.89
HEPTAGON SEVEN CONSULTING, INC.	WIP-Center of Excellence Facility-Project Acct#1808-03	700422	07/23/2025	3,800.00
GENFARE, LLC	Inventory Repair Parts	700274	07/09/2025	3,753.47
ENTECH OIL INC	Freon & Coolant	700266	07/09/2025	3,642.32
TULSA GAS TECHNOLOGIES, INC.	Inventory Repair Parts	700451	07/23/2025	3,577.20
ENTECH OIL INC	Lubricants- Oil	700468	07/30/2025	3,519.98
PAUL ASSOCIATES	Printing Expense	700292	07/09/2025	3,339.57
CHARTER COMMUNICATIONS	Utilities	700306	07/09/2025	3,282.72
SAFETY-KLEEN CORPORATION	Contract Svc-Haz Waste Removal	700299	07/09/2025	3,176.80
DOCUSIGN, INC.	Computer/Network Software Agreement	700409	07/23/2025	3,153.14
LANGUAGELINE SOLUTIONS	Translation Services	700356	07/16/2025	2,746.68
C V WATER DISTRICT	Utilities	700466	07/30/2025	2,641.22
PLAZA TOWING, INC.	Towing Services	700295	07/09/2025	2,625.00
FRONTIER COMMUNICATIONS	Utilities- OPS Bldg	700414	07/23/2025	2,500.00
EMPLOYMENT DEVELOPMENT DEPARTMENT	Quarterly Unemployment Tax	700410	07/23/2025	2,460.09
CALIFORNIA TRANSIT TRAINING CONSORTIUM	Travel Meetings/Seminars	700301	07/09/2025	2,400.00
TOKEN TRANSIT, INC	Mobile Ticketing Commission	700450	07/23/2025	2,350.56
BETHANY SMITH	Employee Expense	700464	07/30/2025	2,285.16
INLAND LIGHTING SUPPLIES, INC.	Electrical Expenses	700276	07/09/2025	2,241.20
AMAZON CAPITAL SERVICES, INC	Facility Maintenance	700395	07/23/2025	2,135.90
CHRIS ALLEN VERES	Inventory Repair Parts	700258	07/09/2025	2,130.72
KELLY SPICERS STORES	Office Supplies	700279	07/09/2025	2,119.98
BURRTEC WASTE & RECYCLING SERVICES	Trash Service	700325	07/16/2025	2,095.85
BALLARD POWER SYSTEMS	Inventory Repair Parts	700463	07/30/2025	2,090.35
XOBEE NETWORKS, LLC	Computer/Network Software Agreement	700455	07/23/2025	2,062.50
WALTERS WHOLESALE ELECTRIC CO.	Repair Parts-CNG	700453	07/23/2025	2,045.03
CINTAS CORPORATION NO.2	Emergency Preparedness Supplies	700259	07/09/2025	1,988.58
ISABELLA AMADEO	Reimbursement Expense	700352	07/16/2025	1,979.85
GILLIG LLC	Inventory Repair Parts	700475	07/30/2025	1,949.79
OMNITRACS, LLC	General Services	700287	07/09/2025	1,820.00
QUICK FIX AUTO GLASS	Inventory Repair Parts	700394	07/23/2025	1,725.00
HD INDUSTRIES	Inventory Repair Parts	700478	07/30/2025	1,673.83
GILLIG LLC	Inventory Repair Parts	700417	07/23/2025	1,591.06
WINDMILL CITY SCREEN PRINTING	Employee Expense	700311	07/09/2025	1,589.31
GENFARE, LLC	Equipment Repair-Shop Equipment	700343	07/16/2025	1,557.58
SAFEWAY SIGN COMPANY	Bus Stop Supplies	700300	07/09/2025	1,535.44
MAGALDI & MAGALDI, INC.	Inventory Repair Parts	700433	07/23/2025	1,532.62

**SunLine Transit Agency
Checks \$1,000 and Over
July 2025**

Vendor Filed As Name	Description	Check #	Payment Date	Payment Amount
SECTRAN SECURITY INC.	Bank Adjustment Fees	700302	07/09/2025	1,507.76
BURRTEC WASTE & RECYCLING SERVICES	Trash Service	700326	07/16/2025	1,506.07
CITY CAB	Taxi Voucher Program	700494	07/30/2025	1,492.36
FEDEX	Shipping Service	700411	07/23/2025	1,470.28
INSTRUMENT CONTROL SERVICES	Repair Parts-CNG	700350	07/16/2025	1,404.50
TOTAL CARE WORK INJURY CLINIC	Medical Exam & Testing	700388	07/16/2025	1,395.00
BLUEBEAM, INC.	Computer/Network Software Agreement	700398	07/23/2025	1,370.00
VORWALLER & BROOKS, INC.	Facility Maintenance	700308	07/09/2025	1,360.00
PALM SPRINGS MOTORS, INC.	Inventory Repair Parts	700291	07/09/2025	1,347.82
GRAINGER	Materials & Supplies	700384	07/16/2025	1,265.41
DECALS BY DESIGN, INC.	Inventory Repair Parts	700262	07/09/2025	1,235.41
ON THE FLY TERMITE AND PEST CONTROL	Pest Control Services	700288	07/09/2025	1,192.00
VALLEY OFFICE EQUIPMENT, INC.	Copier Service	700503	07/30/2025	1,182.83
FULTON DISTRIBUTING	Bus Stop Supplies	700407	07/23/2025	1,172.17
ABSOLUTE SELF STORAGE	Storage Rental	700457	07/30/2025	1,152.00
INLAND LIGHTING SUPPLIES, INC.	Electrical Expenses	700481	07/30/2025	1,137.84
SECTRAN SECURITY INC.	Bank Adjustment Fees	700446	07/23/2025	1,114.24
FEDEX	Shipping Service	700268	07/09/2025	1,104.22
EVERSOFT, INC.	Contracted Services	700340	07/16/2025	1,072.94
ALPHA MEDIA LLC	Advertising	700316	07/16/2025	1,050.00
TEAMSTERS LOCAL 1932	Union Dues	700497	07/30/2025	1,025.45
YELLOW CAB OF THE DESERT	Taxi Voucher Program	700505	07/30/2025	1,002.72
STEVE CARLOS	Reimbursement Expense	700246	07/02/2025	1,000.00
BOBBY BRAZIL	Reimbursement Expense	700227	07/02/2025	1,000.00
Total Checks Over \$1,000	\$6,183,602.94			
Total Checks Under \$1,000	(\$13,912.86)			
Total Checks	\$6,169,690.08			

SunLine Transit Agency

CONSENT CALENDAR

DATE: September 24, 2025

APPROVE

TO: Finance/Audit Committee
Board of Directors

RE: Acceptance of Credit Card Statement for June and July 2025

Summary:

The attached report summarizes the Agency's credit card expenses for June and July 2025. The report summarizes transactions for the credit cards which align with the statement closing dates of June 30, 2025 and July 31, 2025.

Recommendation:

Approve.

SunLine Transit Agency Visa Credit Card Statement

Closing Date: 06/30/2025

Name on Card: Ray Stevens (Procurement Card)

	Trans. Date	Post. Date	Name	Detail-Description	Credits	Charges
1	06/04/25	6/4/2025	Project Mgmt Institute (PMI)	PMI Annual Membership and PMI Study for Yvonne Eckert		\$ 243.00
2	06/04/25	6/5/2025	Py Windmill City Screen	SunLine Promotional Tote Bags		\$ 988.61
3	06/04/25	6/5/2025	Pryor Learning	Ten (10) One-Year Subscriptions for 2025-2026 Pryor Learning Solutions Training		\$ 2,290.00
4	06/05/25	6/6/2025	Apple.com	iCloud Storage Upgrade for Israel Moreno IT Phone		\$ 2.99
5	06/05/25	6/6/2025	Sam's Club	Water Pallet for Operations		\$ 574.08
6	06/05/25	6/6/2025	Form Center	Manual Check Stock for Payroll		\$ 235.15
7	06/06/25	6/6/2025	Microsoft	Microsoft 365 Subscription Fee		\$ 26.40
8	06/09/25	6/9/2025	Project Mgmt Institute	PMI Annual Membership and PMI Study for Edna Parada		\$ 154.00
9	06/09/25	6/10/2025	Sp Rugged Books	Panasonic Toughbook FZ-55 MK1 Graphics Card for Maintenance Department Laptops		\$ 2,128.00
10	06/09/25	6/10/2025	Sp Rugged Books	Panasonic Toughbook FZ-55 MK1 Graphics Card for Maintenance Department Laptops - Currency Conversion Fee		\$ 21.28
11	06/10/25	6/12/2025	PayPal	Train-the-Trainer Level 1 Class Greg Wildman - Registration Fee		\$ 1,650.00
12	06/10/25	6/12/2025	PayPal	Train-the-Trainer Level 1 Class Asael Reyes - Registration Fee		\$ 1,650.00
13	06/10/25	6/12/2025	Assessor Clerk	Open Loop Fare Payment System Project - CEQA Filing Processing Fee		\$ 1.14
14	06/10/25	6/12/2025	Assessor Clerk	Open Loop Fare Payment System Project - CEQA Filing		\$ 50.00
15	06/10/25	6/13/2025	PayPal	Train-the-Trainer Level 1 Class Mike Hayes - Registration Fee		\$ 1,650.00
16	06/12/25	6/13/2025	Py Windmill City Screen	SunLine Promotional Tote Bags		\$ 327.76
17	06/13/25	6/16/2025	American Airlines	Transit Safety Institute (TSI) Transit Bus Systems Safety Course for Eugene Wilson - Flight Expense		\$ 219.19
18	06/13/25	6/16/2025	Harbor Freight Tools 506	12' x 20' Shade Structure for Facilities' Staff Work Area		\$ 436.99
19	06/13/25	6/16/2025	Delta Airlines	Transit Safety Institute (TSI) Transit Bus Systems Safety Course for Eugene Wilson - Flight Expense		\$ 248.18

	Trans. Date	Post. Date	Name	Detail-Description	Credits	Charges
20	06/13/25	6/16/2025	Expedia	Transit Safety Institute (TSI) Transit Bus Systems Safety Course for Eugene Wilson - Flight Expense		\$ 5.82
21	06/16/25	6/17/2025	Sam's Club	Water Pallet for Safety		\$ 287.04
22	06/19/25	6/20/2025	PayPal	CVAG General Assembly Registration Fee for Paul Mattern		\$ 51.75
23	06/20/25	6/23/2025	Avelo Airlineburacy	2025 North State Transit Symposium for Walter Watcher - Flight Expense		\$ 217.99
24	06/20/25	6/23/2025	eB 2025 North State T	2025 North State Transit Symposium for Walter Watcher - Registration Fee		\$ 108.55
25	06/24/25	6/25/2025	Perb Arb Full List	PERB Arbitration List Expense		\$ 50.00
26	06/24/25	6/25/2025	Elavon Srv Fee Arbitration	PERB Arbitration List - Service Fee		\$ 1.15
27	06/25/25	6/26/2025	Image 360 Pd	Decal for Water Bottles		\$ 586.82
28	06/25/25	6/26/2025	Canva.com	Canva Pro Plan Renewal		\$ 119.99
29	06/25/25	6/26/2025	Sams Club	Safety BBQ and Training Snacks		\$ 286.59
30	06/25/25	6/27/2025	United	CA Transit Works for Isabel Vizcarra - Flight Expense		\$ 573.49
31	06/25/25	6/27/2025	United	CA Transit Works for Isabel Vizcarra - Flight Expense		\$ 22.56
32	06/25/25	6/27/2025	United	CA Transit Works for Marina Blackstone - Flight Expense		\$ 551.79
33	06/25/25	6/27/2025	United	CA Transit Works for Greg Wildman - Flight Expense		\$ 22.56
34	06/25/25	6/27/2025	United	CA Transit Works for Marina Blackstone - Flight Expense		\$ 22.56
35	06/25/25	6/27/2025	United	CA Transit Works for Marina Blackstone - Flight Expense		\$ 22.56
36	06/25/25	6/27/2025	United	CA Transit Works for Norma Hernandez - Flight Expense		\$ 22.83
37	06/25/25	6/27/2025	United	CA Transit Works for Greg Wildman - Flight Expense		\$ 551.79
38	06/25/25	6/27/2025	United	CA Transit Works for Norma Hernandez - Flight Expense		\$ 546.42
39	06/25/25	6/27/2025	United	CA Transit Works for Bryan Valenzuela - Flight Expense		\$ 22.83
40	06/25/25	6/27/2025	United	CA Transit Works for Bryan Valenzuela - Flight Expense		\$ 468.89
41	06/25/25	6/27/2025	United	CA Transit Works for Mark Perry - Flight Expense		\$ 516.32
42	06/25/25	6/27/2025	United	CA Transit Works for Greg Wildman - Flight Expense		\$ 22.56
43	06/25/25	6/27/2025	Expedia	CA Transit Works for Mark Perry - Lodging Expense		\$ 514.05

	Trans. Date	Post. Date	Name	Detail-Description	Credits	Charges
44	06/25/25	6/27/2025	Expedia	CA Transit Works for Marina Blackstone - Lodging Expense		\$ 514.05
45	06/25/25	6/27/2025	Expedia	CA Transit Works for Norma Hernandez - Lodging Expense		\$ 514.05
46	06/25/25	6/27/2025	Expedia	CA Transit Works for Greg Wildman - Lodging Expense		\$ 514.05
47	06/25/25	6/27/2025	Expedia	CA Transit Works for Isabel Vizcarra - Lodging Expense		\$ 514.05
48	06/25/25	6/27/2025	Alaska Airlines	Train The Trainer Level 1 Class for Mike Hayes - Flight Expense		\$ 346.61
49	06/27/25	6/30/2025	Alaska Airlines	Train The Trainer Level 1 Class for Asael Reyes - Flight Expense		\$ 306.60
50	06/27/25	6/30/2025	United Airlines	CA Transit Works for Francisco Ojeda - Flight Expense		\$ 785.86
51	06/27/25	6/30/2025	Expedia	CA Transit Works for Francisco Ojeda - Lodging Expense		\$ 543.57
52	06/27/25	6/30/2025	United Airlines	CA Transit Works for George Hernandez - Flight Expense		\$ 677.69
53	06/27/25	6/30/2025	Expedia	Train The Trainer Level 1 Class for Mike Hayes - Flight Expense		\$ 523.83
54	06/27/25	6/30/2025	United Airlines	CA Transit Works for Francisco Ojeda - Flight Expense		\$ 22.56
55	06/27/25	6/30/2025	Alaska Airlines	Train The Trainer Level 1 Class for Gregory Wildman - Flight Expense		\$ 306.60
56	06/28/25	6/30/2025	Hertz C	CA Transit Works for Isabel Vizcarra - Car Rental Expense		\$ 1,334.68
Totals:					\$ -	\$ 25,397.88



Reporting Period : 5/31/2025 - 6/30/2025

Statement Summary

Name		Ray Stevens			Company		Sunline Transit Agency		
Account #		XXXX-XXXX-XXXX- <div></div>			Currency		US Dollar		
Reporting Period		5/31/2025 - 6/30/2025							
Trans Date	Post Date	Merchant Name	Charge Codes			Approved	Personal	Receipt	Amount
1 6/4/2025	6/4/2025	Project Management Instit Newtown Sq, PA							243.00
Purchase Project Management Instit			General Ledger Code: 5090100000						
<hr/>									
2 6/4/2025	6/5/2025	Py *windmill City Screen 760-7745252, CA							988.61
Purchase Py *windmill City Screen			General Ledger Code: 5039900003						
<hr/>									
3 6/4/2025	6/5/2025	Pryor Learning Www.Pryor.Com, KS							2,290.00
Purchase Pryor Learning			General Ledger Code: 5090200001						
<hr/>									
4 6/5/2025	6/6/2025	Apple.Com/Bill 866-712-7753, CA							2.99
Purchase Apple.Com/Bill			General Ledger Code: 5099900002						
<hr/>									
5 6/5/2025	6/6/2025	Samsclub #6609 Palm Desert, CA							574.08
Purchase Samsclub #6609			General Ledger Code: 5099900002						
<hr/>									

Trans Date	Post Date	Merchant Name	Charge Codes	Approved	Personal	Receipt	Amount
6 6/5/2025	6/6/2025	Form Center Minespress.Co, NY					235.15
		Purchase Form Center	General Ledger Code: 5039900003				
7 6/6/2025	6/6/2025	Msft * E0800whfwz 800-6427676, WA					26.40
		Purchase Msft * E0800whfwz	General Ledger Code: 5030300011				
8 6/9/2025	6/9/2025	Project Management Instit 610-9152273, PA					154.00
		Purchase Project Management Instit	General Ledger Code: 5090200001				
9 6/9/2025	6/10/2025	Sp Rugged Books Inc. Niagara-On-Th, ON					2,128.00
		Purchase Sp Rugged Books Inc.	General Ledger Code: 5049900010				
10 6/9/2025	6/10/2025						21.28
		Other Debits Currency Conversion Fee					
11 6/10/2025	6/12/2025	Paypal 4029357733, TX					1,650.00
		Purchase Paypal	General Ledger Code: 5099900002				

Trans Date	Post Date	Merchant Name	Charge Codes	Approved	Personal	Receipt	Amount
12 6/10/2025	6/12/2025	Paypal 402-935-7733, CA					1,650.00
		Purchase Paypal	General Ledger Code: 5099900002				
<hr/>							
13 6/10/2025	6/12/2025	Assessor/Clerk/Recorder S 951-9556200, IN					1.14
		Purchase Assessor/Clerk/Recorder S	General Ledger Code: 5099900002				
<hr/>							
14 6/10/2025	6/12/2025	Assessor Clerk Recorder R 951-9556200, CA					50.00
		Purchase Assessor Clerk Recorder R	General Ledger Code: 5099900002				
<hr/>							
15 6/10/2025	6/13/2025	Paypal 2404852296, MD					1,650.00
		Purchase Paypal	General Ledger Code: 5099900002				
<hr/>							
16 6/12/2025	6/13/2025	Py *windmill City Screen 760-7745252, CA					327.76
		Purchase Py *windmill City Screen	General Ledger Code: 5039900003				
<hr/>							
17 6/13/2025	6/16/2025	American Air Fort Worth, TX					219.19
		Purchase American Air	General Ledger Code: 5090200000				
<hr/>							

Trans Date	Post Date	Merchant Name	Charge Codes	Approved	Personal	Receipt	Amount
18 6/13/2025	6/16/2025	Harbor Freight Tools 506 Cathedral Cit, CA					436.99
		Purchase Harbor Freight Tools 506	General Ledger Code: 5099900002				
<hr/>							
19 6/13/2025	6/16/2025	Delta Air Seattle, WA					248.18
		Purchase Delta Air	General Ledger Code: 5090200000				
<hr/>							
20 6/13/2025	6/16/2025	Expedia 73138752470871 Expedia.Com, WA					5.82
		Purchase Expedia 73138752470871	General Ledger Code: 5090200000				
<hr/>							
21 6/16/2025	6/17/2025	Sams Club #6609 Palm Desert, CA					287.04
		Purchase Sams Club #6609	General Ledger Code: 5099900002				
<hr/>							
22 6/19/2025	6/20/2025	Paypal 760-346-1127, CA					51.75
		Purchase Paypal	General Ledger Code: 5099900002				
<hr/>							
23 6/20/2025	6/23/2025	Avelo Airlinburacv 3466169500, TX					217.99
		Purchase Avelo Airlinburacv	General Ledger Code: 5099900002				
<hr/>							

Trans Date	Post Date	Merchant Name	Charge Codes	Approved	Personal	Receipt	Amount
24 6/20/2025	6/23/2025	Eb *2025 North State T 801-413-7200, CA					108.55
		Purchase Eb *2025 North State T	General Ledger Code: 5039903800				
<hr/>							
25 6/24/2025	6/25/2025	Perb Arb Full List 916-3272275, CA					50.00
		Purchase Perb Arb Full List	General Ledger Code: 5099900002				
<hr/>							
26 6/24/2025	6/25/2025	Elavon Srv Fee Arbitratio 678-7315974, GA					1.15
		Purchase Elavon Srv Fee Arbitration	General Ledger Code: 5099900002				
<hr/>							
27 6/25/2025	6/26/2025	Image 360 Pd 909-557-0413, CA					586.82
		Purchase Image 360 Pd	General Ledger Code: 5049900001				
<hr/>							
28 6/25/2025	6/26/2025	Canva* I04558-2054275 Canva.Com, DE					119.99
		Purchase Canva* I04558-2054275	General Ledger Code: 5030303260				
<hr/>							
29 6/25/2025	6/26/2025	Samsclub #6609 Palm Desert, CA					286.59
		Purchase Samsclub #6609	General Ledger Code: 5099900002				
<hr/>							

Trans Date	Post Date	Merchant Name	Charge Codes	Approved	Personal	Receipt	Amount
30 6/25/2025	6/27/2025	United United.Com, TX					573.49
Purchase United			General Ledger Code: 5090200000				
31 6/25/2025	6/27/2025	United United.Com, TX					22.56
Purchase United			General Ledger Code: 5090200000				
32 6/25/2025	6/27/2025	United United.Com, TX					551.79
Purchase United			General Ledger Code: 5090200000				
33 6/25/2025	6/27/2025	United United.Com, TX					22.56
Purchase United			General Ledger Code: 5090200000				
34 6/25/2025	6/27/2025	United United.Com, TX					22.56
Purchase United			General Ledger Code: 5090200000				
35 6/25/2025	6/27/2025	United United.Com, TX					22.56
Purchase United			General Ledger Code: 5090200000				

Trans Date	Post Date	Merchant Name	Charge Codes	Approved	Personal	Receipt	Amount
36 6/25/2025	6/27/2025	United United.Com, TX					22.83
Purchase United			General Ledger Code: 5090200000				
37 6/25/2025	6/27/2025	United United.Com, TX					551.79
Purchase United			General Ledger Code: 5090200000				
38 6/25/2025	6/27/2025	United United.Com, TX					546.42
Purchase United			General Ledger Code: 5090200000				
39 6/25/2025	6/27/2025	United United.Com, TX					22.83
Purchase United			General Ledger Code: 5090200000				
40 6/25/2025	6/27/2025	United United.Com, TX					468.89
Purchase United			General Ledger Code: 5090200000				
41 6/25/2025	6/27/2025	United United.Com, TX					516.32
Purchase United			General Ledger Code: 5090200000				

Trans Date	Post Date	Merchant Name	Charge Codes	Approved	Personal	Receipt	Amount
42 6/25/2025	6/27/2025	United United.Com, TX					22.56
	Purchase United		General Ledger Code: 5090200000				
<hr/>							
43 6/26/2025	6/27/2025	Expedia 73153128230446 Expedia.Com, WA					514.05
	Purchase Expedia 73153128230446		General Ledger Code: 5090200000				
<hr/>							
44 6/26/2025	6/27/2025	Expedia 73153173858489 Expedia.Com, WA					514.05
	Purchase Expedia 73153173858489		General Ledger Code: 5090200000				
<hr/>							
45 6/26/2025	6/27/2025	Expedia 73153144805822 Expedia.Com, WA					514.05
	Purchase Expedia 73153144805822		General Ledger Code: 5090200000				
<hr/>							
46 6/26/2025	6/27/2025	Expedia 73153161435206 Expedia.Com, WA					514.05
	Purchase Expedia 73153161435206		General Ledger Code: 5090200000				
<hr/>							
47 6/26/2025	6/27/2025	Expedia 73153191941636 Expedia.Com, WA					514.05
	Purchase Expedia 73153191941636		General Ledger Code: 5090200000				
<hr/>							

Trans Date	Post Date	Merchant Name	Charge Codes	Approved	Personal	Receipt	Amount
48 6/27/2025	6/30/2025	Alaska Air Seattle, WA					346.61
Purchase Alaska Air			General Ledger Code: 5090200000				
49 6/27/2025	6/30/2025	Alaska Air Seattle, WA					306.60
Purchase Alaska Air			General Ledger Code: 5090200000				
50 6/27/2025	6/30/2025	United United.Com, TX					785.86
Purchase United			General Ledger Code: 5090200000				
51 6/27/2025	6/30/2025	Expedia 73155084815462 Expedia.Com, WA					543.57
Purchase Expedia 73155084815462			General Ledger Code: 5090200000				
52 6/27/2025	6/30/2025	United United.Com, TX					677.69
Purchase United			General Ledger Code: 5090200000				
53 6/27/2025	6/30/2025	Expedia 73155091842098 Expedia.Com, WA					523.83
Purchase Expedia 73155091842098			General Ledger Code: 5090200000				

Trans Date	Post Date	Merchant Name	Charge Codes	Approved	Personal	Receipt	Amount
54 6/27/2025	6/30/2025	United United.Com, TX					22.56
Purchase United			General Ledger Code: 5090200000				
55 6/27/2025	6/30/2025	Alaska Air Seattle, WA					306.60
Purchase Alaska Air			General Ledger Code: 5090200000				
56 6/28/2025	6/30/2025	Hertz Car Rental Www.Hertz.Com, OK					1,334.68
Purchase Hertz Car Rental			General Ledger Code: 5090200000				

Transaction Count: 56

Total: 25,397.88

Employee Signature

Date

Authorized Approver Signature

Date

SunLine Transit Agency Visa Credit Card Statement

Closing Date: 06/30/2025

Name on Card: Walter Watcher (Procurement Card)

1	Trans. Date	Post. Date	Name	Detail-Description	Credits	Charges
	06/05/25	6/6/2025	Enrollease, Inc.	ADP and Benefit Enrollment Software (EASE) Integration Fees		1,030.93
Totals:					\$ -	\$ 1,030.93



Reporting Period : 5/31/2025 - 6/30/2025

Statement Summary

Name	Walter Watcher	Company	Sunline Transit Agency
Account #	XXXX-XXXX-XXXX- <div></div>	Currency	US Dollar
Reporting Period	5/31/2025 - 6/30/2025		

Trans Date	Post Date	Merchant Name	Charge Codes	Approved	Personal	Receipt	Amount
1 6/5/2025	6/6/2025	Enrollease, Inc. Secure.Ease.C, CA					1,030.93
Purchase Enrollease, Inc.			General Ledger Code: 5030300011				
ADP Workforce Now Setup – Interface with ADP and EASE			Fund: 00	HR Department - GL 00-32-5030300001			

Transaction Count: 1
Total: 1,030.93

Employee Signature _____ Date _____

Authorized Approver Signature _____ Date _____

SunLine Transit Agency Visa Credit Card Statement

Closing Date: 07/31/2025

Name on Card: Ray Stevens (Procurement Card)

	Trans. Date	Post. Date	Name	Detail-Description	Credits	Charges
1	06/30/25	7/1/2025	Caltrol, Inc.	CNG Priority Panel Regulator		\$ 724.44
2	07/01/25	7/2/2025	Canva.Com	Wellness Committee Canva Subscription Renewal		\$ 119.99
3	07/03/25	7/4/2025	FSP	CTA Conference for Mark Perry - Registration Fee		\$ 625.00
4	07/03/25	7/7/2025	United A/L	CTW Mentor Apprenticeship Committee Retreat for Emmanuel Mora - Flight Seat Charge		\$ 22.83
5	07/03/25	7/7/2025	Expedia	CTW Mentor Apprenticeship Committee Retreat for Emmanuel Mora - Lodging Expense		\$ 583.44
6	07/03/25	7/7/2025	United A/L	CTW Mentor Apprenticeship Committee Retreat for Emmanuel Mora - Flight Seat Charge		\$ 22.83
7	07/03/25	7/7/2025	United A/L	CTW Mentor Apprenticeship Committee Retreat for Emmanuel Mora - Flight Expense		\$ 785.86
8	07/04/25	7/7/2025	Apple.Com	iCloud Storage Upgrade for Israel Moreno IT Phone		\$ 2.99
9	07/08/25	7/9/2025	Expedia	2025 APTA Transform Conference for Tamara Miles - Lodging Expense		\$ 1,844.24
10	07/08/25	7/10/2025	United A/L	2025 APTA Transform Conference for Tamara Miles - Flight Expense		\$ 433.74
11	07/08/25	7/10/2025	United A/L	2025 APTA Transform Conference for Tamara Miles - Flight Seat Charge		\$ 25.00
12	07/08/25	7/10/2025	United A/L	2025 APTA Transform Conference for Tamara Miles - Flight Seat Charge		\$ 25.00
13	07/08/25	7/10/2025	APTA	2025 APTA Transform Conference for Tamara Miles - Registration Fee		\$ 1,099.00
14	07/08/25	7/10/2025	United A/L	2025 APTA Transform Conference for Tamara Miles - Flight Seat Charge		\$ 29.35
15	07/08/25	7/10/2025	APTA	2025 APTA Transform Conference for Isabel Vizcarra - Registration Fee		\$ 1,099.00
16	07/08/25	7/10/2025	United A/L	2025 APTA Transform Conference for Isabel Vizcarra - Flight Expense		\$ 444.49
17	07/08/25	7/10/2025	United A/L	2025 APTA Transform Conference for Tamara Miles - Flight Seat Charge		\$ 29.35
18	07/08/25	7/10/2025	United A/L	2025 APTA Transform Conference for Isabel Vizcarra - Flight Seat Charge		\$ 25.00

	Trans. Date	Post. Date	Name	Detail-Description	Credits	Charges
19	07/08/25	7/10/2025	United A/L	2025 APTA Transform Conference for Isabel Vizcarra - Flight Seat Charge		\$ 29.35
20	07/08/25	7/10/2025	United A/L	2025 APTA Transform Conference for Isabel Vizcarra - Flight Seat Charge		\$ 25.00
21	07/08/25	7/10/2025	United A/L	2025 APTA Transform Conference for Isabel Vizcarra - Flight Seat Charge		\$ 29.35
22	07/09/25	7/10/2025	Expedia	2025 APTA Transform Conference for Isabel Vizcarra - Lodging Expense		\$ 1,887.71
23	07/16/25	7/18/2025	Home2byHilton	CA Transit Works (CTW) Mentor Apprenticeship for Bryan Valenzuela - Lodging Expense		\$ 481.53
24	07/16/25	7/18/2025	Ashley Home Store	Sofas (6) for Operator's Lounge		\$ 4,633.17
25	07/17/25	7/18/2025	Starlink	Starlink Mini Subscription for Bryan Valenzuela		\$ 165.00
26	07/17/25	7/23/2025	Best Western	2025 State Transit Symposium for Walter Watcher - Lodging Expense		\$ 770.79
27	07/18/25	7/21/2025	APTA	2025 APTA Transform Conference for Edith Hernandez - Flight Seat Charge		\$ 25.00
28	07/18/25	7/21/2025	CalAct	CalAct 2025 Fall Conference & Expo for Vicente Ayala - Registration Fee		\$ 785.00
29	07/18/25	7/21/2025	Southwest A/L	CalAct 2025 Fall Conference & Expo for Vicente Ayala - Flight Expenses		\$ 340.36
30	07/18/25	7/21/2025	United A/L	2025 APTA Transform Conference for Edith Hernandez - Flight Expense		\$ 505.36
31	07/18/25	7/21/2025	United A/L	2025 APTA Transform Conference for Edith Hernandez - Flight Seat Charge		\$ 29.35
32	07/18/25	7/21/2025	APTA	2025 APTA Transform Conference for Edith Hernandez - Conference Fee		\$ 1,099.00
33	07/18/25	7/21/2025	United A/L	2025 APTA Transform Conference for Edith Hernandez - Flight Seat Charge		\$ 20.65
34	07/18/25	7/21/2025	United A/L	2025 APTA Transform Conference for Edith Hernandez - Flight Seat Charge		\$ 29.35
35	07/18/25	7/21/2025	Expedia	2025 APTA Transform Conference for Edith Hernandez - Lodging Expense		\$ 2,775.15
36	07/19/25	7/21/2025	Hotel, Lake Tahoe	CalAct 2025 Fall Conference & Expo for Vicente Ayala - Hotel Deposit		\$ 216.40
37	07/25/25	7/28/2025	Smith & Loveless	H2 Dispenser Display Screen Shades		\$ 1,282.35
38	07/30/25	7/31/2025	Elevan Srv Fee	PERB Arbitration List - Service Fee		\$ 1.15
39	07/30/25	7/31/2025	PERB	PERB Arbitration List Expense		\$ 50.00

Trans. Date	Post. Date	Name	Detail-Description	Credits	Charges
Totals:				\$ -	\$ 23,122.57



Reporting Period : 7/1/2025 - 7/31/2025

Statement Summary

Name	Ray Stevens			Company	Sunline Transit Agency		
Account #	XXXX-XXXX-XXXX- <div></div>			Currency	US Dollar		
Reporting Period	7/1/2025 - 7/31/2025						
Trans Date	Post Date	Merchant Name	Charge Codes	Approved	Personal	Receipt	Amount
1 6/30/2025	7/1/2025	Caltrol Inc 702-9661800, NV					724.44
Purchase Caltrol Inc		General Ledger Code: 5099900002					
PR 23299 - CNG priority panel regulator- Fisher Type 1301F-2			SunFuels - GL 00-10-5049900400				
2 7/1/2025	7/2/2025	Canva* I04560-56963138 Canva.Com, DE					119.99
Purchase Canva* I04560-56963138		General Ledger Code: 5030303260					
PR 23378 - Wellness Committee Canva Subscription Renewal			HR - 00-32-5090201001				
3 7/3/2025	7/4/2025	Fsp*cta 916-446-4656, CA					625.00
Purchase Fsp*cta		General Ledger Code: 5090100000					
Approved Travel for Mark Perry – CTA Conference – Registration Charge			Maintenance - 00-21-5090200000				
4 7/3/2025	7/7/2025	United United.Com, TX					22.83
Purchase United		General Ledger Code: 5090200000					
Approved Travel for Emmanuel Mora – CTW Mentor Apprenticeship Committee Retreat - Seat Charge			Strategic - 00-39-5090200001				
5 7/3/2025	7/7/2025	Expedia 73162419535883 Expedia.Com, WA					583.44
Purchase Expedia 73162419535883		General Ledger Code: 5090200000					
Approved Travel for Emmanuel Mora – CTW Mentor Apprenticeship Committee Retreat - Lodging Charge			Strategic - 00-39-5090200001				

Trans Date	Post Date	Merchant Name	Charge Codes	Approved	Personal	Receipt	Amount
6 7/3/2025	7/7/2025	United United.Com, TX					22.83
Purchase United		General Ledger Code: 5090200000					
Approved Travel for Emmanuel Mora – CTW Mentor Apprenticeship Committee Retreat - Seat Charge				Strategic - 00-39-5090200001			
<hr/>							
7 7/3/2025	7/7/2025	United United.Com, TX					785.86
Purchase United		General Ledger Code: 5090200000					
Approved Travel for Emmanuel Mora – CTW Mentor Apprenticeship Committee Retreat - Flight Charge				Strategic - 00-39-5090200001			
<hr/>							
8 7/4/2025	7/7/2025	Apple.Com/Bill 866-712-7753, CA					2.99
Purchase Apple.Com/Bill		General Ledger Code: 5099900002					
PR 23270 - iCloud Storage upgrade - for IT Phone for Israel Moreno				IT - 00-42-5049900010			
<hr/>							
9 7/8/2025	7/9/2025	Expedia 73167799549052 Expedia.Com, WA					1,844.24
Purchase Expedia 73167799549052		General Ledger Code: 5090200000					
Approved Travel for Tamara Miles – 2025 APTA Transform Conference - Lodging				HR - 00-31-5090200000			
<hr/>							
10 7/8/2025	7/10/2025	United United.Com, TX					433.74
Purchase United		General Ledger Code: 5090200000					
Approved Travel for Tamara Miles – 2025 APTA Transform Conference - Flight Charge				HR - 00-31-5090200000			
<hr/>							
11 7/8/2025	7/10/2025	United United.Com, TX					25.00
Purchase United		General Ledger Code: 5090200000					
Approved Travel for Tamara Miles – 2025 APTA Transform Conference - Seat Charge				HR - 00-31-5090200000			
<hr/>							

Trans Date	Post Date	Merchant Name	Charge Codes	Approved	Personal	Receipt	Amount
12 7/8/2025	7/10/2025	United United.Com, TX					25.00
		Purchase United	General Ledger Code: 5090200000				
		Approved Travel for Tamara Miles – 2025 APTA Transform Conference - Seat Charge		HR - 00-31-5090200000			
<hr/>							
13 7/8/2025	7/10/2025	Apta 202-4964800, DC					1,099.00
		Purchase Apta	General Ledger Code: 5090100000				
		Approved Travel for Tamara Miles – 2025 APTA Transform Conference - Registration Fee		HR - 00-31-5090200000			
<hr/>							
14 7/8/2025	7/10/2025	United United.Com, TX					29.35
		Purchase United	General Ledger Code: 5090200000				
		Approved Travel for Tamara Miles – 2025 APTA Transform Conference - Seat Charge		HR - 00-31-5090200000			
<hr/>							
15 7/8/2025	7/10/2025	Apta 202-4964800, DC					1,099.00
		Purchase Apta	General Ledger Code: 5090100000				
		Approved Travel for Isabel Vizcarra – 2025 APTA Transform Conference - Registration Fee		Operations - 00-11-5090200000			
<hr/>							
16 7/8/2025	7/10/2025	United United.Com, TX					444.49
		Purchase United	General Ledger Code: 5090200000				
		Approved Travel for Isabel Vizcarra – 2025 APTA Transform Conference - Flight Charge		Operations - 00-11-5090200000			
<hr/>							
17 7/8/2025	7/10/2025	United United.Com, TX					29.35
		Purchase United	General Ledger Code: 5090200000				
		Approved Travel for Tamara Miles – 2025 APTA Transform Conference - Seat Charge		Operations - 00-31-5090200000			
<hr/>							

Trans Date	Post Date	Merchant Name	Charge Codes	Approved	Personal	Receipt	Amount
18 7/8/2025	7/10/2025	United United.Com, TX					25.00
Purchase United		General Ledger Code: 5090200000					
Approved Travel for Isabel Vizcarra – 2025 APTA Transform Conference - Seat Charge				Operations - 00-31-5090200000			
<hr/>							
19 7/8/2025	7/10/2025	United United.Com, TX					29.35
Purchase United		General Ledger Code: 5090200000					
Approved Travel for Isabel Vizcarra – 2025 APTA Transform Conference - Seat Charge				Operations - 00-31-5090200000			
<hr/>							
20 7/8/2025	7/10/2025	United United.Com, TX					25.00
Purchase United		General Ledger Code: 5090200000					
Approved Travel for Isabel Vizcarra – 2025 APTA Transform Conference - Seat Charge				Operations - 00-31-5090200000			
<hr/>							
21 7/8/2025	7/10/2025	United United.Com, TX					29.35
Purchase United		General Ledger Code: 5090200000					
Approved Travel for Isabel Vizcarra – 2025 APTA Transform Conference - Seat Charge				Operations - 00-31-5090200000			
<hr/>							
22 7/9/2025	7/10/2025	Expedia 73167815764243 Expedia.Com, WA					1,887.71
Purchase Expedia 73167815764243		General Ledger Code: 5090200000					
Approved Travel for Isabel Vizcarra – 2025 APTA Transform Conference - Lodging Charge				Operations - 00-31-5090200000			
<hr/>							
23 7/16/2025	7/18/2025	Home2 By Hilton Haywar Hayward, CA					481.53
Purchase Home2 By Hilton Haywar		General Ledger Code: 5090200000					
Approved Travel for Bryan Valenzuela – CA Transit Works (CTW) Mentor Apprenticeship - Lodging Charge				Safety Department - 00-39-5090200001			
<hr/>							

Trans Date	Post Date	Merchant Name	Charge Codes	Approved	Personal	Receipt	Amount
24 7/16/2025	7/18/2025	Ashley Homestore Palm Des Palm Desert, CA					4,633.17
Purchase Ashley Homestore Palm Des			General Ledger Code: 5099900002				
PR 23366 - Lavenhorne Recliner (6330625 Umber)				Fixed Route - Project Key Code 2418-15			
25 7/17/2025	7/18/2025	Starlink Internet 310-6829683, CA					165.00
Purchase Starlink Internet			General Ledger Code: 5030300011				
PR 23477 - Starlink Mini - Subscription for Bryan Valenzuela				Safety - 00-15-5049900009			
26 7/17/2025	7/23/2025	Best Western Hotels 707-7256822, CA					770.79
Purchase Best Western Hotels			General Ledger Code: 5090200000				
26. Approved Travel for Walter Watcher - 2025 State Transit Symposium				Performance - 00-44-5090200000			
27 7/18/2025	7/21/2025	United United.Com, TX					25.00
Purchase United			General Ledger Code: 5090200000				
Approved Travel for Edith Hernandez – 2025 APTA Transform Conference - Seat Charge				Executive Office - 00-40-5090200000			
28 7/18/2025	7/21/2025	Calact 800-422-5228, CA					785.00
Purchase Calact			General Ledger Code: 5090100000				
Approved Travel for Vicente Ayala - CALACT 2025 Fall Conference & EXPO - Registration				Operations - 00-11-5090200000			
29 7/18/2025	7/21/2025	Southwes Southwest.Com, TX					340.36
Purchase Southwes			General Ledger Code: 5090200000				
Approved Travel for Vicente Ayala - CALACT 2025 Fall Conference & EXPO - Flight Charge				Operations - 00-11-5090200000			

Trans Date	Post Date	Merchant Name	Charge Codes	Approved	Personal	Receipt	Amount
30 7/18/2025	7/21/2025	United United.Com, TX					505.36
Purchase United			General Ledger Code: 5090200000				
Approved Travel for Edith Hernandez – 2025 APTA Transform Conference - Flight Charge				Executive Office - 00-40-5090200000			
31 7/18/2025	7/21/2025	United United.Com, TX					29.35
Purchase United			General Ledger Code: 5090200000				
Approved Travel for Edith Hernandez – 2025 APTA Transform Conference - Seat Charge				Executive Office - 00-40-5090200000			
32 7/18/2025	7/21/2025	Apta 202-4964800, DC					1,099.00
Purchase Apta			General Ledger Code: 5090100000				
Approved Travel for Edith Hernandez – 2025 APTA Transform Conference - Conference Charge				Executive Office - 00-40-5090200000			
33 7/18/2025	7/21/2025	United United.Com, TX					20.65
Purchase United			General Ledger Code: 5090200000				
Approved Travel for Edith Hernandez – 2025 APTA Transform Conference - Seat Charge				Executive Office - 00-40-5090200000			
34 7/18/2025	7/21/2025	United United.Com, TX					29.35
Purchase United			General Ledger Code: 5090200000				
Approved Travel for Edith Hernandez – 2025 APTA Transform Conference - Seat Charge				Executive Office - 00-40-5090200000			
35 7/18/2025	7/21/2025	Expedia 73177944688869 Expedia.Com, WA					2,775.15
Purchase Expedia 73177944688869			General Ledger Code: 5090200000				
Approved Travel for Edith Hernandez – 2025 APTA Transform Conference - Lodging Charge				Executive Office - 00-40-5090200000			

Trans Date	Post Date	Merchant Name	Charge Codes	Approved	Personal	Receipt	Amount
36 7/19/2025	7/21/2025	Margaritaville Lake Tahoe South Lake Ta, CA					216.40
Purchase Margaritaville Lake Tahoe		General Ledger Code: 5090200000					
Approved Travel for Vicente Ayala - CALACT 2025 Fall Conference & EXPO - Hotel Deposit				Operations - 00-11-5090200000			
<hr/>							
37 7/25/2025	7/28/2025	Smith And Loveless Inc 913-888-5201, KS					1,282.35
Purchase Smith And Loveless Inc		General Ledger Code: 5050200001					
PR 23449 - H2 dispenser display screen shades				SunFuels - 00-10-5049900300			
<hr/>							
38 7/30/2025	7/31/2025	Elavon Srv Fee Arbitratio 678-7315974, GA					1.15
Purchase Elavon Srv Fee Arbitratio		General Ledger Code: 5099900002					
PR 23533 - PERB Arbitration - Service Fee				HR Department - 00-31-5049900000			
<hr/>							
39 7/30/2025	7/31/2025	Perb Arb Full List 916-3272275, CA					50.00
Purchase Perb Arb Full List		General Ledger Code: 5099900002					
PR 23533 - PERB Arbitration				HR Department - 00-31-5049900000			
<hr/>							

Transaction Count: 39
Total: 23,122.57

Employee Signature _____ Date _____

Authorized Approver Signature _____ Date _____

SunLine Transit Agency Visa Credit Card Statement
Closing Date: 06/30/2025
Name on Card: Mona Babauta

Trans. Date	Post Date	Reference	Detail - Description	Credits	Charges
1 6/25/2025	6/26/2025	GCVCC	Greater Coachella Valley Chamber of Commerce, Palm Desert, CA - 1st Annual Membership Appreciation Mixer; Mona Babauta, CEO/General Manager		\$120.00
Credits and Charges:				\$0.00	\$120.00



Reporting Period : 5/31/2025 - 6/30/2025

Statement Summary

Name	Mona Babauta	Company	Sunline Transit Agency
Account #		Currency	US Dollar
Reporting Period	5/31/2025 - 6/30/2025		

Trans Date	Post Date	Merchant Name	Charge Codes	Approved	Personal	Receipt	Amount
1 6/25/2025	6/26/2025	Gcvcc Gcvcc.Org, CA					120.00
Purchase Gcvcc		General Ledger Code: 5090100000					

Transaction Count: 1
Total: 120.00

Employee Signature	Date	Authorized Approver Signature	Date
--------------------	------	-------------------------------	------

SunLine Transit Agency Visa Credit Card Statement

Closing Date: 07/31/2025

Name on Card: Mona Babauta

	Trans. Date	Post Date	Reference	Detail - Description	Credits	Charges
1	7/8/2025	7/10/2025	United Airlines	2025 North State Transit Summit- United Airlines Roundtrip Flight from Palm Springs, CA to San Francisco, CA; Mona Babauta, CEO/General Manager		\$108.51
2	7/12/2025	7/14/2025	United Airlines	2025 European ZEB Conference- United Airlines Roundtrip Flight from Palm Springs, CA, US to Munich, DE; Mona Babauta, CEO/General Manager		\$1,144.01
3	7/15/2025	7/17/2025	Best Western	North State Transit Symposium- Best Western Overnight Stay To The Conference; Mona Babauta, CEO/General Manager		\$175.27
4	7/16/2025	7/18/2025	Best Western	North State Transit Symposium in Fortuna, CA- Hotel Stay During The Conference; Mona Babauta, CEO/General Manager		\$332.85
5	7/17/2025	7/21/2025	Best Western	North State Transit Symposium in Fortuna, CA- Hotel Stay During The Conference; Mona Babauta, CEO/General Manager		\$343.29
6	7/22/2025	7/23/2025	Thrifty Car Rental	North State Transit Symposium in Fortuna, CA- Car Rental Used To and From The Conference; Mona Babauta, CEO/General Manager <i>*Partial Payment, Pending Credit to Agency</i>		\$427.35
7	7/28/2025	7/30/2025	American Public Transportation Association	2025 APTA TRANSform Conference- Registration For Conference; Mona Babauta, CEO/General Manager		\$1,099.00
8	7/29/2025	7/30/2025	Thrifty Toll	North State Transit Symposium in Fortuna, CA- Car Toll ; Mona Babauta, CEO/General Manager <i>*Pending Credit to Agency</i>		\$20.74
Credits and Charges:					\$0.00	\$3,651.02



Reporting Period : 7/1/2025 - 7/31/2025

Statement Summary

Name		Mona Babauta		Company		Sunline Transit Agency	
				Currency		US Dollar	
Reporting Period		7/1/2025 - 7/31/2025					
Trans Date	Post Date	Merchant Name	Charge Codes	Approved	Personal	Receipt	Amount
1 7/8/2025	7/10/2025	United United.Com, TX					108.51
Purchase United		General Ledger Code: 5090200000					
2 7/12/2025	7/14/2025	United United.Com, TX					1,144.01
Purchase United		General Ledger Code: 5090200000					
3 7/15/2025	7/17/2025	Best Western Plus Nova Novato, CA					175.27
Purchase Best Western Plus Nova		General Ledger Code: 5090200000					
4 7/16/2025	7/18/2025	Best Western Hotels 707-7256822, CA					332.85
Purchase Best Western Hotels		General Ledger Code: 5090200000					
5 7/17/2025	7/21/2025	Best Western Hotels 707-7256822, CA					343.29
Purchase Best Western Hotels		General Ledger Code: 5090200000					

Trans Date	Post Date	Merchant Name	Charge Codes	Approved	Personal	Receipt	Amount
6 7/22/2025	7/23/2025	Thrifty Rac 180-08474389, FL					427.35
Purchase Thrifty Rac			General Ledger Code: 5090200000				
7 7/28/2025	7/30/2025	Apta 202-4964800, DC					1,099.00
Purchase Apta			General Ledger Code: 5090100000				
8 7/29/2025	7/30/2025	Thriftytoll 111137471 Verramobility, CA					20.74
Purchase Thriftytoll 111137471			General Ledger Code: 5039903800				

Transaction Count: 8

Total: 3,651.02

Employee Signature

Date

Authorized Approver Signature

Date

SunLine Transit Agency**CONSENT CALENDAR**

DATE: September 24, 2025

APPROVETO: Finance/Audit Committee
Board of Directors

RE: Acceptance of Monthly Budget Variance Report for June 2025

Summary:

The budget variance report compares revenues and expenses to the respective line item budgets. The report identifies current monthly revenues and expenses as well as fiscal year to date (FYTD) values. The budgetary figures are represented as a straight line budget. Accordingly, the current monthly budget values are calculated by taking 1/12th of the annual budget. The FYTD budget values for the month of June 2025 are equal to 12/12^{ths} of the yearly budget.

Year to Date Summary

- As of June 30, 2025, the Agency's FYTD revenues are \$413,941 or 8.46% below the FYTD budget.
- As of June 30, 2025, the Agency's FYTD expenditures are \$563,532 or 1.14% above the FYTD budget.

Monthly Spotlight:

- The variance in hydrogen fuel is primarily attributed to an increased utilization of H2 over CNG compared to budgeted values.

Recommendation:

Approve.

SunLine Transit Agency
Budget Variance Report
June 2025 (Unaudited)

		Current Month			Fiscal Year to Date			
Description	FY25 Total Budget	Actual	Budget	Positive (Negative)	FYTD Actual	FY25 FYTD Budget	Positive (Negative)	Percentage Remaining
Operating Revenues:								
Passenger Revenue	1,816,893	168,247	151,408	16,839	1,817,182	1,816,893	289	0.0%
Other Revenue	3,078,163	370,651	256,514	114,138	2,663,933	3,078,163	(414,230)	13.5%
Total Operating Revenue	4,895,056	538,898	407,921	130,977	4,481,115	4,895,056	(413,941)	8.5%
Operating Expenses:								
Operator & Mechanic Salaries & Wages	11,239,225	930,793	936,602	5,809	10,670,340	11,239,225	568,885	5.1%
Operator & Mechanic Overtime	1,241,785	148,107	103,482	(44,625)	1,800,786	1,241,785	(559,001)	-45.0%
Administration Salaries & Wages	7,861,873	689,670	655,156	(34,514)	7,662,788	7,861,873	199,085	2.5%
Administration Overtime	126,561	28,347	10,547	(17,800)	240,414	126,561	(113,853)	-90.0%
Fringe Benefits	11,105,305	978,303	925,442	(52,861)	10,281,287	11,105,305	824,018	7.4%
Communications	287,782	32,148	23,982	(8,166)	253,589	287,782	34,193	11.9%
Legal Services	687,176	179,928	57,265	(122,663)	1,395,693	687,176	(708,517)	-103.1%
Computer/Network Software Agreement	1,096,582	82,286	91,382	9,096	1,104,004	1,096,582	(7,422)	-0.7%
Uniforms	99,824	7,471	8,319	847	76,088	99,824	23,736	23.8%
Contracted Services	1,647,019	141,772	137,252	(4,520)	1,077,154	1,647,019	569,865	34.6%
Equipment Repairs	26,500	3,902	2,208	(1,694)	24,951	26,500	1,549	5.8%
Security Services	168,000	12,080	14,000	1,920	146,317	168,000	21,683	12.9%
Fuel - CNG	1,920,006	114,917	160,001	45,083	1,314,755	1,920,006	605,251	31.5%
Fuel - Hydrogen	1,443,827	310,941	120,319	(190,622)	2,246,095	1,443,827	(802,268)	-55.6%
Tires	234,000	28,012	19,500	(8,512)	266,312	234,000	(32,312)	-13.8%
Office Supplies	82,260	8,354	6,855	(1,499)	68,250	82,260	14,010	17.0%
Travel/Training	250,200	39,100	20,850	(18,250)	220,624	250,200	29,576	11.8%
Repair Parts	2,008,500	283,941	167,375	(116,566)	1,765,945	2,008,500	242,555	12.1%
Facility Maintenance	87,000	6,847	7,250	403	64,442	87,000	22,558	25.9%
Electricity - CNG & Hydrogen	1,090,000	67,080	90,833	23,753	614,383	1,090,000	475,617	43.6%
Natural Gas	2,030,000	77,107	169,167	92,059	1,333,960	2,030,000	696,040	34.3%
Water and Gas	16,000	677	1,333	656	10,871	16,000	5,129	32.1%
Insurance Losses	1,235,000	100,294	102,917	2,622	1,945,575	1,235,000	(710,575)	-57.5%
Insurance Premium - Property	200,000	19,055	16,667	(2,388)	231,815	200,000	(31,815)	-15.9%
Repair Claims	100,000	-	8,333	8,333	(600)	100,000	100,600	100.6%
Fuel Taxes	124,500	9,426	10,375	949	92,734	124,500	31,766	25.5%
Other Expenses	7,070,699	523,421	589,225	65,804	7,278,985	7,070,699	(208,286)	-2.9%
Self Consumed Fuel	(4,062,246)	(182,200)	(338,521)	(156,321)	(2,206,647)	(4,062,246)	(1,855,599)	45.7%
Total Operating Expenses (Before Depreciation)	49,417,378	4,641,780	4,118,115	(523,665)	49,980,910	49,417,378	(563,532)	-1.1%
Operating Expenses in Excess of Operating Revenue		\$ (4,102,882)			\$ (45,499,795)			
Subsidies:								
Local	8,419,000	775,839	701,583	(74,256)	8,603,836	8,419,000	(184,836)	-2.2%
State	30,588,336	2,818,818	2,549,028	(269,790)	31,259,893	30,588,336	(671,557)	-2.2%
Federal	5,514,986	508,225	459,582	(48,642)	5,636,066	5,514,986	(121,080)	-2.2%
Total Subsidies	44,522,322	4,102,882	3,710,194	(392,689)	45,499,795	44,522,322	(977,473)	-2.2%
Net Operating Gain (Loss) After Subsidies	\$ (0)	\$ -			\$ -			

SunLine Transit Agency
Budget Variance Report
June 2025 (Unaudited)

		Current Month			Fiscal Year to Date			
Description	FY25 Total Budget	Actual	Budget	Positive (Negative)	FYTD Actual	FY25 FYTD Budget	Positive (Negative)	Percentage Remaining
Operating Expenses:								
Wages & Benefits	31,574,749	2,775,221	2,631,229	(143,992)	30,655,614	31,574,749	919,136	2.9%
Services	6,903,050	663,586	575,254	(88,331)	7,145,945	6,903,050	(242,895)	-3.5%
Fuels & Lubricants	3,581,133	434,524	298,428	(136,096)	3,682,196	3,581,133	(101,063)	-2.8%
Tires	234,000	28,012	19,500	(8,512)	266,312	234,000	(32,312)	-13.8%
Materials and Supplies	2,608,460	336,390	217,372	(119,018)	2,297,943	2,608,460	310,517	11.9%
Utilities	3,554,000	176,750	296,167	119,416	2,341,632	3,554,000	1,212,368	34.1%
Casualty & Liability	3,678,540	302,604	306,545	3,941	4,626,549	3,678,540	(948,009)	-25.8%
Taxes and Fees	124,500	9,426	10,375	949	92,734	124,500	31,766	25.5%
Miscellaneous Expenses	1,221,192	97,469	101,766	4,297	1,078,633	1,221,192	142,559	11.7%
Self Consumed Fuel	(4,062,246)	(182,200)	(338,521)	(156,321)	(2,206,647)	(4,062,246)	(1,855,599)	45.7%
Total Operating Expenses (Before Depreciation)	49,417,378	4,641,780	4,118,115	(523,665)	49,980,910	49,417,378	(563,532)	-1.1%
Revenues:								
Passenger Revenue	1,816,893	168,247	151,408	16,839	1,817,182	1,816,893	289	0.0%
Other Revenue	3,078,163	370,651	256,514	114,138	2,663,933	3,078,163	(414,230)	13.5%
Total Operating Revenue	4,895,056	538,898	407,921	130,977	4,481,115	4,895,056	(413,941)	8.5%
Net Operating Gain (Loss)		\$ (4,102,882)			\$ (45,499,795)			
Subsidies:								
Local	8,419,000	775,839	701,583	(74,256)	8,603,836	8,419,000	(184,836)	-2.2%
State	30,588,336	2,818,818	2,549,028	(269,790)	31,259,893	30,588,336	(671,557)	-2.2%
Federal	5,514,986	508,225	459,582	(48,642)	5,636,066	5,514,986	(121,080)	-2.2%
Total Subsidies	44,522,322	4,102,882	3,710,194	(392,689)	45,499,795	44,522,322	(977,473)	-2.2%
Net Operating Gain (Loss) After Subsidies	\$ (0)	\$ -			\$ -			

Budget Variance Analysis - SunLine Transit Agency

Passenger Revenue

- Passenger fare revenues are within an acceptable range of the budget.
- As of June, ridership was at 4.1% above FY24 FYTD totals.
- Total system ridership was 110,790 trips above FY24 FYTD amounts.

Ridership

	FY24-June	FY25-June	Variance	%Δ
Fixed Route	197,700	195,952	(1,748)	-0.9%
Paratransit	9,032	8,444	(588)	-6.5%
SunRide	1,787	1,547	(240)	-13.4%
System Total	208,519	205,943	(2,576)	-1.2%

Ridership

	FYTD-FY24	FYTD-FY25	Variance	%Δ
Fixed Route	2,585,788	2,702,449	116,661	4.5%
Paratransit	119,492	111,129	(8,363)	-7.0%
SunRide	22,435	24,927	2,492	11.1%
System Total	2,727,715	2,838,505	110,790	4.1%

Other Revenue

- The unfavorable variance in other revenue is primarily due lower emission credit revenue as a result of low credit values.

Operator & Mechanic Salaries & Wages

- The favorable variance in operator and mechanic wages are due to vacancies.

Operator & Mechanic Overtime

- The unfavorable variance is primarily attributed to overtime for fixed route operators due to vacant positions.

Administration Salaries & Wages

- The favorable variance in administrative salaries and wages is primarily attributed to vacancies.

Administration Overtime

- The unfavorable variance is primarily attributed to overtime in the Maintenance department to account for vacant positions & premium pay for holidays worked.

Fringe Benefits

- Savings in fringe benefit expenditures are associated with vacancies across the Agency.

Communications

- Communication expenses are within an acceptable range of the budget.

Legal Services

- The unfavorable variance in legal services is primarily due to an increased usage of legal services and increased costs for new firm.

Computer/Network Software Agreement

- Software agreement expenditures are dependent on annual renewals of software agreements. Many renewals are completed at the beginning of the fiscal year.

Uniforms

- Uniform expenses are below the budgeted amount due to less utilization of uniform allowance and vacant positions.

Contracted Services

- Savings in contract services costs are primarily attributed to budgeted operating and maintenance costs for the hydrogen stations that were not incurred until mid-way through the fiscal year

Equipment Repairs

- Equipment repair expenses are within an acceptable range of the budget.

Security Services

- Security services are within an acceptable range of the budget.

Fuel - CNG

- The favorable balance in fuel CNG expenses are primarily due to lower costs of natural gas and less utilization of CNG compared to H2 than budgeted.

Fuel - Hydrogen

- The unfavorable balance is due to an accrual of liquid hydrogen and increased deliveries of liquid hydrogen through the new station commissioning.

Tires

- Tire expenses are within an acceptable range of the budget.

Office Supplies

- Office supply expenses are within an acceptable range of the budget.

Travel/Training

- The favorable variance for travel & training savings can be attributed to different times at which training sessions are attended.

Repair Parts

- The favorable variance is due to lower than usual repairs for the first half of the fiscal year.

Facility Maintenance

- The favorable variance in facility maintenance expenses are primarily due to lower than anticipated YTD expenses for facility repairs.

Electricity - CNG & Hydrogen

- Electricity - CNG & Hydrogen expenses are less than anticipated use in the first half of FY25 due to increase utilization of the liquid hydrogen station.

Natural Gas

- The positive variance is primarily attributed to lower usage of CNG fixed route vehicles over budgeted estimates for FY25.

Water and Gas

- Water and gas expenses are within an acceptable range of the budget.

Insurance Losses

- The variance in insurance losses is primarily due to a quarterly reconciliation to estimated losses from the Agency's risk pool.

Insurance Premium - Property

- The unfavorable balance is primarily attributed to the increased value of insured assets.

Repair Claims

- Repair claim expenses are below budget due to fewer than anticipated collision repairs.

Fuel Taxes

- Fuel tax expenses are within an acceptable range of the budget.

Other Expenses

- Other expenses are within an acceptable range of the budget.

Self-Consumed Fuel

- The variance in primarily due to less than anticipated fuel utilized by the Agency.

SunLine Transit Agency
CONSENT CALENDAR

DATE: September 24, 2025 **APPROVE**

TO: Finance/Audit Committee
Board of Directors

RE: Acceptance of Contracts Signed between \$25,000 and \$250,000 for June and July 2025

Summary:

In accordance with Chapter 2, Section 1.2 of the Procurement Policy, the attached report summarizes SunLine's contracts, purchase orders and amendments signed in excess of \$25,000 and less than \$250,000. This ensures the Board is aware of the obligations entered into under the CEO/General Manager's authority.

There was one (1) purchase order executed in June 2025 between \$25,000 and \$250,000:

June 2025

Vendor	Purpose	Amount
CDW Government, Inc	Computer Hardware	\$26,195.38

There was three (3) agreements and two (2) purchase orders executed in July 2025 between \$25,000 and \$250,000:

July 2025

Vendor	Purpose	Amount
Smith Garson Inc.	Federal Advocacy Services	\$192,000.00
Shaw Yoder Antwih Schmelzer & Lange	State Advocacy Services	\$204,000.00
Valued Engineering Inc	Civil Survey Services	\$83,724.00
Avail Technologies	CAD Monthly Support	\$64,483.00
Ballard	Bus Spare Parts	\$55,116.00

Recommendation:

Approve.

Contracts Signed Between \$25,000 and \$250,000

June 2025

Vendor	Product/Service	Need	Budgeted	Budgeted Amount	Cost	Type
CDW Government, Inc	Computer Hardware	Desktop Computers	FY25	\$26,195.38	\$26,195.38	Purchase Order

Contracts Signed Between \$25,000 and \$250,000
July 2025

Vendor	Product/Service	Need	Budgeted	Budgeted Amount	Cost	Type
Smith Garson Inc	Legislative Services	Federal Advocacy Services	FY26 FY27	\$192,000.00	\$192,000.00	Agreement
Shaw Yoder Antwih Schmelzer & Lange	Legislative Services	State Advocacy Services	FY26 FY27	\$204,000.00	\$204,000.00	Agreement
Valued Engineering Inc	Civil Survey Services	Civil Engineering Services	FY26	\$147,510.00	\$83,724.00	Agreement
Avail Technologies	License & Warranty	CAD Monthly Support	FY26	\$64,483.00	\$64,483.00	Purchase Order
Ballard	Fuel Cell Bus Parts	Spare Parts	FY26	\$55,116.00	\$55,116.00	Purchase Order

SunLine Transit Agency

CONSENT CALENDAR

DATE: September 24, 2025

APPROVE

TO: Finance/Audit Committee
Board of Directors

RE: Acceptance of Union & Non-Union Pension Investment Asset Summary
June and July 2025

Summary:

The pension asset summary demonstrates the market value of all assets as well as the total asset allocation for SunLine's union and non-union retirement plans. The following table states the target and range values for asset allocations based on the current investment policy:

Asset Class		Target	Range
Growth Assets			
	Domestic Equity	36.0%	16% – 56%
	International Equity	19.0%	0% - 39%
	Other		0% – 20%
Income Assets			
	Fixed Income	45.0%	25% - 65%
	Other	0.0%	0% – 20%
Real Return Assets		0.0%	0% – 20%
Cash Equivalents		0.0%	0% – 20%

For the month of June, SunLine's investments fell within the approved range of investment type for the union and non-union assets.

Union

Asset Class		Actual	Range
Growth Assets			
	Domestic Equity	29.0%	16% – 56%
	International Equity	17.4%	0% - 39%
	Other	7.6%	0% – 20%
Income Assets			
	Fixed Income	40.5%	25% - 65%
	Other	4.5%	0% – 20%
Real Return Assets		0.0%	0% – 20%

Cash Equivalents	1.0%	0% – 20%
-------------------------	------	----------

Non-Union

Asset Class		Actual	Range
Growth Assets			
	Domestic Equity	29.0%	16% – 56%
	International Equity	17.4%	0% - 39%
	Other	7.6%	0% – 20%
Income Assets			
	Fixed Income	40.4%	25% - 65%
	Other	4.4%	0% – 20%
Real Return Assets		0.0%	0% – 20%
Cash Equivalents		1.2%	0% – 20%

Components may not sum to 100.0% due to rounding.

For the month of June, the market value of assets increased by \$1,149,210 and \$1,118,347 for the union and non-union plans, respectively.

Month to Month Asset Comparison

Month	Market Value - Union	Market Value – Non-Union
May 2025	\$44,587,640	\$44,817,791
June 2025	\$45,736,850	\$45,936,138
Increase (Decrease)	\$1,149,210	\$1,118,347

For the month of July, SunLine's investments fell within the approved range of investment type for the union and non-union assets.

Union

Asset Class		Actual	Range
Growth Assets			
	Domestic Equity	29.5%	16% – 56%
	International Equity	18.0%	0% - 39%
	Other	7.7%	0% – 20%
Income Assets			
	Fixed Income	39.4%	25% - 65%
	Other	4.5%	0% – 20%
Real Return Assets		0.0%	0% – 20%
Cash Equivalents		0.9%	0% – 20%

Non-Union

Asset Class		Actual	Range
Growth Assets			
	Domestic Equity	29.5%	16% – 56%
	International Equity	18.0%	0% - 39%
	Other	7.6%	0% – 20%
Income Assets			
	Fixed Income	39.3%	25% - 65%
	Other	4.4%	0% – 20%
Real Return Assets		0.0%	0% – 20%
Cash Equivalents		1.2%	0% – 20%

Components may not sum to 100.0% due to rounding.

For the month of July, the market value of assets increased by \$78,408 and \$112,420 for the union and non-union plans, respectively.

Month to Month Asset Comparison

Month	Market Value - Union	Market Value – Non-Union
June 2025	\$45,736,850	\$45,936,138
July 2025	\$45,815,258	\$46,048,558
Increase (Decrease)	\$78,408	\$112,420

Recommendation:

Approve.

Portfolio Summary and Statistics

For the Month Ending **June 30, 2025**

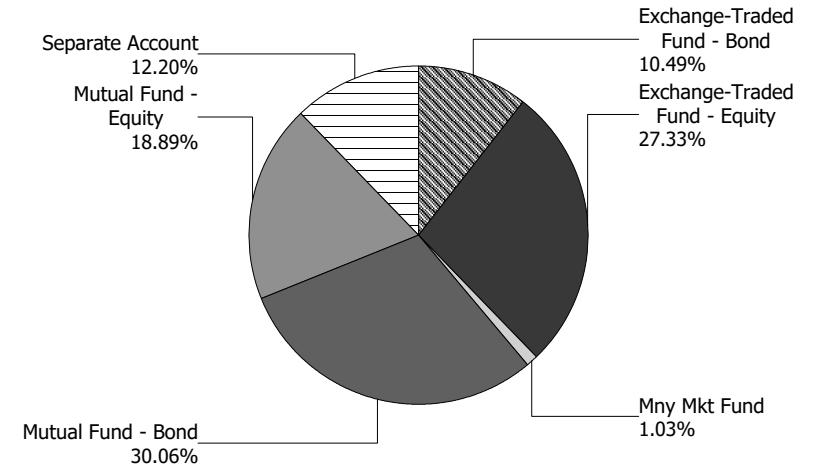
SUNLINE EMPLOYEES RETIREMENT BARGAINING - [REDACTED]

Account Summary

Description	Par Value	Market Value	Percent
Separate Account	4,393,457.94	5,581,168.59	12.20
Mutual Fund - Equity	294,948.86	8,640,111.58	18.89
Mutual Fund - Bond	1,349,678.39	13,747,844.17	30.06
Money Market Mutual Fund	472,910.47	472,910.47	1.03
Exchange-Traded Fund - Equity	511,391.00	12,498,396.04	27.33
Exchange-Traded Fund - Bond	48,351.00	4,796,419.20	10.49
Managed Account Sub-Total	7,070,737.66	45,736,850.05	100.00%
Accrued Interest		0.00	
Total Portfolio	7,070,737.66	45,736,850.05	

Unsettled Trades **0.00** **0.00**

Sector Allocation



Detail of Securities Held & Market Analytics

For the Month Ending **June 30, 2025**

SUNLINE EMPLOYEES RETIREMENT BARGAINING - [REDACTED]

Security Type/Description Dated Date/Coupon/Maturity	CUSIP	Ticker	Shares	Average Cost/Share	Original Cost	Market Price	Market Value	Unreal G/L on Cost	Percentage
Exchange-Traded Fund - Bond									
ISHARES CORE U.S. AGGREGATE	464287226	8278395	6,446.00	92.76	597,930.32	99.20	639,443.20	41,512.88	1.40
ISHARES CORE U.S. AGGREGATE	464287226	8278395	3,322.00	99.12	329,276.64	99.20	329,542.40	265.76	0.72
ISHARES CORE U.S. AGGREGATE	464287226	8278395	4,049.00	98.87	400,324.63	99.20	401,660.80	1,336.17	0.88
ISHARES CORE U.S. AGGREGATE	464287226	8278395	7,159.00	97.77	699,934.71	99.20	710,172.80	10,238.09	1.55
ISHARES CORE U.S. AGGREGATE	464287226	8278395	7,165.00	97.84	701,023.60	99.20	710,768.00	9,744.40	1.55
ISHARES CORE U.S. AGGREGATE	464287226	8278395	16,903.00	98.64	1,667,311.92	99.20	1,676,777.60	9,465.68	3.67
ISHARES CORE U.S. AGGREGATE	464287226	8278395	3,307.00	96.40	318,794.80	99.20	328,054.40	9,259.60	0.72
Security Type Sub-Total			48,351.00		4,714,596.62	694.40	4,796,419.20	81,822.58	10.49
Exchange-Traded Fund - Equity									
SCHWAB US LARGE-CAP ETF	808524201	17333747	472,345.00	22.54	10,648,230.78	24.44	11,544,111.80	895,881.02	25.24
SCHWAB US LARGE-CAP ETF	808524201	17333747	39,046.00	22.81	890,639.26	24.44	954,284.24	63,644.98	2.09
Security Type Sub-Total			511,391.00		11,538,870.04	48.88	12,498,396.04	959,526.00	27.33
Money Market Mutual Fund									
FIRST AM GOVT OBLIG-Z DTD 01/01/2010 0.000% --	31846V567	351477	472,910.47	1.00	472,910.47	100.00	472,910.47	0.00	1.03
Security Type Sub-Total			472,910.47		472,910.47	100.00	472,910.47	0.00	1.03
Mutual Fund - Bond									
BAIRD CORE PLUS BOND-INST	057071870	7001692	498,377.99	10.77	5,365,735.11	10.21	5,088,439.23	(277,295.88)	11.13
BBH LIMITED DURATION-I	05528X851	7344118	0.03	10.29	0.35	10.49	0.36	0.01	0.00
NUVEEN CORE BOND FUND-R6	87244W607	7580345	325,156.45	9.15	2,975,207.71	9.17	2,981,684.66	6,476.95	6.52
PGIM TOTAL RETURN BOND-R6	74440B884	168981	323,973.82	13.17	4,265,775.43	12.04	3,900,644.75	(365,130.68)	8.53
VOYA INTERMEDIATE BOND-R6	92913L569	IIBZX	202,170.10	9.58	1,937,462.71	8.79	1,777,075.17	(160,387.54)	3.89
Security Type Sub-Total			1,349,678.39		14,544,181.31	50.70	13,747,844.17	(796,337.14)	30.07
Mutual Fund - Equity									
COLUMBIA SMALL CAP GRW-INST3	19765Y340	195897	9,629.50	28.07	270,300.00	30.28	291,581.19	21,281.19	0.64

Detail of Securities Held & Market Analytics

For the Month Ending **June 30, 2025**

SUNLINE EMPLOYEES RETIREMENT BARGAINING - [REDACTED]

Security Type/Description Dated Date/Coupon/Maturity	CUSIP	Ticker	Shares	Average Cost/Share	Original Cost	Market Price	Market Value	Unreal G/L on Cost	Percentage
Mutual Fund - Equity									
FIDELITY EMRG MRKT INDX	316146331	26545809	101,271.38	11.46	1,160,570.00	12.11	1,226,396.39	65,826.39	2.68
FIDELITY INTL INDX	315911727	308475	48,288.34	56.08	2,708,009.98	57.33	2,768,370.40	60,360.42	6.05
GLDMN SCHS GQG PRT INTL-R6	38147N269	GSIIYX	41,696.42	19.69	820,865.27	22.65	944,423.96	123,558.69	2.06
HRDNG LVNR INTL EQTY-INST	412295107	175052	0.00	25.00	0.02	28.26	0.02	0.00	0.00
JANUS HNDRSN OVERSEAS-N	47103D835	JANUS	24,282.86	50.98	1,237,939.98	52.10	1,265,136.78	27,196.80	2.77
MFS INTL DIVERSIFICAT-R6	552743544	9214518	64,918.76	26.22	1,702,169.99	26.88	1,745,016.38	42,846.39	3.82
UNDISC MGRS BEHAV VAL-R6	904504479	1428076	4,861.61	87.23	424,087.81	82.11	399,186.46	(24,901.35)	0.87

Security Type Sub-Total			294,948.86		8,323,943.05	311.72	8,640,111.58	316,168.53	18.89
--------------------------------	--	--	-------------------	--	---------------------	---------------	---------------------	-------------------	--------------

Separate Account									
ATEL PRIVATE DEBT FUND II DTD 01/01/2010 0.000% --	ATEL00019	SA406	45,325.00	1.00	45,325.00	117.91	53,444.90	8,119.90	0.12
ATEL PRIVATE DEBT FUND II DTD 01/01/2010 0.000% --	ATEL00019	SA406	49,000.00	1.00	49,000.00	117.91	57,778.27	8,778.27	0.13
ATEL PRIVATE DEBT FUND II DTD 01/01/2010 0.000% --	ATEL00019	SA406	4,541.95	1.00	4,541.95	117.91	5,355.63	813.68	0.01
ATEL PRIVATE DEBT FUND II DTD 01/01/2010 0.000% --	ATEL00019	SA406	49,000.00	1.00	49,000.00	117.91	57,778.27	8,778.27	0.13
ATEL PRIVATE DEBT FUND II DTD 01/01/2010 0.000% --	ATEL00019	SA406	45,325.00	1.00	45,325.00	117.91	53,444.90	8,119.90	0.12
ATEL PRIVATE DEBT FUND II DTD 01/01/2010 0.000% --	ATEL00019	SA406	45,325.00	1.00	45,325.00	117.91	53,444.90	8,119.90	0.12
ATEL PRIVATE DEBT FUND II DTD 01/01/2010 0.000% --	ATEL00019	SA406	45,325.00	1.00	45,325.00	117.91	53,444.90	8,119.90	0.12
ATEL PRIVATE DEBT FUND II DTD 01/01/2010 0.000% --	ATEL00019	SA406	45,325.00	1.00	45,325.00	117.91	53,444.90	8,119.90	0.12
ATEL PRIVATE DEBT FUND II DTD 01/01/2010 0.000% --	ATEL00019	SA406	49,980.00	1.00	49,980.00	117.91	58,933.83	8,953.83	0.13
BLACKSTONE INFRASTRUCTURE PRTNRS F 2 L. DTD 10/01/2024 0.000% --	BKSTONE63	SA495	900,000.00	1.00	900,000.00	110.16	991,426.00	91,426.00	2.17

Detail of Securities Held & Market Analytics

For the Month Ending **June 30, 2025**

SUNLINE EMPLOYEES RETIREMENT BARGAINING - [REDACTED]

Security Type/Description Dated Date/Coupon/Maturity	CUSIP	Ticker	Shares	Average Cost/Share	Original Cost	Market Price	Market Value	Unreal G/L on Cost	Percentage
Separate Account									
GOLUB CAPITAL XIV INT'L DTD 01/01/2010 0.000% --	GOLUB0090	F_GOLUB	1,101,466.00	1.00	1,101,466.00	126.42	1,392,448.12	290,982.12	3.04
GOLUB CAPITAL XIV INT'L DTD 01/01/2010 0.000% --	GOLUB0090	F_GOLUB	180,000.00	1.00	180,000.00	126.42	227,551.88	47,551.88	0.50
NB SOF V DTD 01/01/2010 0.000% --	NBSOFV007	F_NBF	105,000.00	1.00	105,000.00	137.64	144,518.81	39,518.81	0.32
NB SOF V DTD 01/01/2010 0.000% --	NBSOFV007	F_NBF	147,000.00	1.00	147,000.00	137.64	202,326.33	55,326.33	0.44
NB SOF V DTD 01/01/2010 0.000% --	NBSOFV007	F_NBF	204,378.01	1.00	204,378.01	137.64	281,299.68	76,921.67	0.62
NB SOF V DTD 01/01/2010 0.000% --	NBSOFV007	F_NBF	91,315.75	1.00	91,315.75	137.64	125,684.22	34,368.47	0.27
NB SOF V DTD 01/01/2010 0.000% --	NBSOFV007	F_NBF	309,750.00	1.00	309,750.00	137.64	426,330.48	116,580.48	0.93
NB SOF V DTD 01/01/2010 0.000% --	NBSOFV007	F_NBF	180,319.43	1.00	180,319.43	137.64	248,186.18	67,866.75	0.54
NB SOF V DTD 01/01/2010 0.000% --	NBSOFV007	F_NBF	58,570.33	1.00	58,570.33	137.64	80,614.42	22,044.09	0.17
NB SOF V DTD 01/01/2010 0.000% --	NBSOFV007	F_NBF	80,433.93	1.00	80,433.93	137.64	110,706.81	30,272.88	0.24
NB SOF V DTD 01/01/2010 0.000% --	NBSOFV007	F_NBF	145,309.38	1.00	145,309.38	137.64	199,999.41	54,690.03	0.44
NB SOF V DTD 01/01/2010 0.000% --	NBSOFV007	F_NBF	252,000.00	1.00	252,000.00	137.64	346,845.13	94,845.13	0.76
NB SOF V DTD 01/01/2010 0.000% --	NBSOFV007	F_NBF	130,837.59	1.00	130,837.59	137.64	180,080.88	49,243.29	0.39
NB SOF V DTD 01/01/2010 0.000% --	NBSOFV007	F_NBF	127,930.57	1.00	127,930.57	137.64	176,079.74	48,149.17	0.39
Security Type Sub-Total			4,393,457.94		4,393,457.94	3,075.87	5,581,168.59	1,187,710.65	12.22
Managed Account Sub-Total			7,070,737.66		43,987,959.43	4,281.57	45,736,850.05	1,748,890.62	100.03



Detail of Securities Held & Market Analytics

For the Month Ending June 30, 2025

SUNLINE EMPLOYEES RETIREMENT BARGAINING - [REDACTED]						
Securities Sub-Total	\$7,070,737.66	\$43,987,959.43	\$4,281.57	\$45,736,850.05	\$1,748,890.62	100.03%
Accrued Interest				\$0.00		
Total Investments				\$45,736,850.05		

Portfolio Summary and Statistics

For the Month Ending **June 30, 2025**

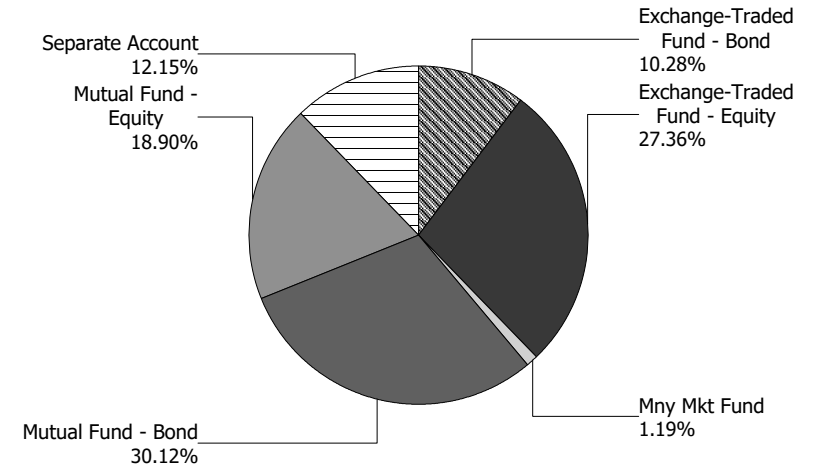
SUNLINE EMPLOYEES RETIREMENT NON-BARGAI - [REDACTED]

Account Summary

Description	Par Value	Market Value	Percent
Separate Account	4,393,457.94	5,581,168.44	12.15
Mutual Fund - Equity	296,480.29	8,680,623.42	18.90
Mutual Fund - Bond	1,358,365.10	13,841,496.76	30.12
Money Market Mutual Fund	545,153.42	545,153.42	1.19
Exchange-Traded Fund - Equity	514,221.00	12,567,561.24	27.36
Exchange-Traded Fund - Bond	47,582.00	4,720,134.40	10.28
Managed Account Sub-Total	7,155,259.75	45,936,137.68	100.00%
Accrued Interest		0.00	
Total Portfolio	7,155,259.75	45,936,137.68	

Unsettled Trades **0.00** **0.00**

Sector Allocation



Detail of Securities Held & Market Analytics

For the Month Ending **June 30, 2025**

SUNLINE EMPLOYEES RETIREMENT NON-BARGAI - [REDACTED]

Security Type/Description Dated Date/Coupon/Maturity	CUSIP	Ticker	Shares	Average Cost/Share	Original Cost	Market Price	Market Value	Unreal G/L on Cost	Percentage
Exchange-Traded Fund - Bond									
ISHARES CORE U.S. AGGREGATE	464287226	8278395	4,049.00	98.87	400,324.63	99.20	401,660.80	1,336.17	0.87
ISHARES CORE U.S. AGGREGATE	464287226	8278395	6,136.00	97.77	599,916.11	99.20	608,691.20	8,775.09	1.33
ISHARES CORE U.S. AGGREGATE	464287226	8278395	3,317.00	96.40	319,758.80	99.20	329,046.40	9,287.60	0.72
ISHARES CORE U.S. AGGREGATE	464287226	8278395	17,290.00	98.64	1,705,485.60	99.20	1,715,168.00	9,682.40	3.73
ISHARES CORE U.S. AGGREGATE	464287226	8278395	6,272.00	92.76	581,790.09	99.20	622,182.40	40,392.31	1.35
ISHARES CORE U.S. AGGREGATE	464287226	8278395	3,372.00	99.12	334,232.64	99.20	334,502.40	269.76	0.73
ISHARES CORE U.S. AGGREGATE	464287226	8278395	7,146.00	97.84	699,164.64	99.20	708,883.20	9,718.56	1.53
Security Type Sub-Total			47,582.00		4,640,672.51	694.40	4,720,134.40	79,461.89	10.26
Exchange-Traded Fund - Equity									
SCHWAB US LARGE-CAP ETF	808524201	17333747	470,837.00	22.54	10,614,235.44	24.44	11,507,256.28	893,020.84	25.05
SCHWAB US LARGE-CAP ETF	808524201	17333747	43,384.00	22.81	989,589.04	24.44	1,060,304.96	70,715.92	2.31
Security Type Sub-Total			514,221.00		11,603,824.48	48.88	12,567,561.24	963,736.76	27.36
Money Market Mutual Fund									
FIRST AM GOVT OBLIG-Z DTD 01/01/2010 0.000% --	31846V567	351477	545,153.42	1.00	545,153.42	100.00	545,153.42	0.00	1.19
Security Type Sub-Total			545,153.42		545,153.42	100.00	545,153.42	0.00	1.19
Mutual Fund - Bond									
BAIRD CORE PLUS BOND-INST	057071870	7001692	501,842.49	10.74	5,388,840.94	10.21	5,123,811.75	(265,029.19)	11.15
BBH LIMITED DURATION-I	05528X851	7344118	0.03	10.29	0.35	10.49	0.36	0.01	0.00
NUVEEN CORE BOND FUND-R6	87244W607	7580345	325,156.45	9.15	2,975,207.71	9.17	2,981,684.66	6,476.95	6.49
PGIM TOTAL RETURN BOND-R6	74440B884	168981	327,782.05	13.14	4,307,908.61	12.04	3,946,495.94	(361,412.67)	8.59
VOYA INTERMEDIATE BOND-R6	92913L569	IIBZX	203,584.08	9.59	1,952,659.27	8.79	1,789,504.05	(163,155.22)	3.90
Security Type Sub-Total			1,358,365.10		14,624,616.88	50.70	13,841,496.76	(783,120.12)	30.13
Mutual Fund - Equity									
COLUMBIA SMALL CAP GRW-INST3	19765Y340	195897	9,529.75	28.07	267,500.00	30.28	288,560.74	21,060.74	0.63

Detail of Securities Held & Market Analytics

For the Month Ending **June 30, 2025**

SUNLINE EMPLOYEES RETIREMENT NON-BARGAI - [REDACTED]

Security Type/Description Dated Date/Coupon/Maturity	CUSIP	Ticker	Shares	Average Cost/Share	Original Cost	Market Price	Market Value	Unreal G/L on Cost	Percentage
Mutual Fund - Equity									
FIDELITY EMRG MRKT INDX	316146331	26545809	101,878.71	11.46	1,167,530.00	12.11	1,233,751.16	66,221.16	2.69
FIDELITY INTL INDX	315911727	308475	48,577.92	56.08	2,724,249.98	57.33	2,784,972.38	60,722.40	6.06
GLDMN SCHS GQG PRT INTL-R6	38147N269	GSIIYX	41,945.91	19.71	826,665.01	22.65	950,074.91	123,409.90	2.07
HRTFRD SCHR EM MRKT EQ-SDR	41665H789	10575468	0.00	20.00	0.02	19.04	0.02	0.00	0.00
JANUS HNDRSN OVERSEAS-N	47103D835	JANUS	24,428.60	50.98	1,245,369.98	52.10	1,272,730.01	27,360.03	2.77
MFS INTL DIVERSIFICAT-R6	552743544	9214518	65,308.16	26.22	1,712,379.99	26.88	1,755,483.38	43,103.39	3.82
UNDISC MGRS BEHAV VAL-R6	904504479	1428076	4,811.24	87.23	419,694.20	82.11	395,050.82	(24,643.38)	0.86

Security Type Sub-Total			296,480.29		8,363,389.18	302.50	8,680,623.42	317,234.24	18.90
--------------------------------	--	--	-------------------	--	---------------------	---------------	---------------------	-------------------	--------------

Separate Account									
ATEL PRIVATE DEBT FUND II DTD 01/01/2010 0.000% --	ATEL00020	SA407	45,325.00	1.00	45,325.00	117.91	53,444.88	8,119.88	0.12
ATEL PRIVATE DEBT FUND II DTD 01/01/2010 0.000% --	ATEL00020	SA407	4,541.95	1.00	4,541.95	117.91	5,355.63	813.68	0.01
ATEL PRIVATE DEBT FUND II DTD 01/01/2010 0.000% --	ATEL00020	SA407	45,325.00	1.00	45,325.00	117.91	53,444.88	8,119.88	0.12
ATEL PRIVATE DEBT FUND II DTD 01/01/2010 0.000% --	ATEL00020	SA407	49,000.00	1.00	49,000.00	117.91	57,778.25	8,778.25	0.13
ATEL PRIVATE DEBT FUND II DTD 01/01/2010 0.000% --	ATEL00020	SA407	49,000.00	1.00	49,000.00	117.91	57,778.25	8,778.25	0.13
ATEL PRIVATE DEBT FUND II DTD 01/01/2010 0.000% --	ATEL00020	SA407	45,325.00	1.00	45,325.00	117.91	53,444.88	8,119.88	0.12
ATEL PRIVATE DEBT FUND II DTD 01/01/2010 0.000% --	ATEL00020	SA407	49,980.00	1.00	49,980.00	117.91	58,933.82	8,953.82	0.13
ATEL PRIVATE DEBT FUND II DTD 01/01/2010 0.000% --	ATEL00020	SA407	45,325.00	1.00	45,325.00	117.91	53,444.88	8,119.88	0.12
ATEL PRIVATE DEBT FUND II DTD 01/01/2010 0.000% --	ATEL00020	SA407	45,325.00	1.00	45,325.00	117.91	53,444.88	8,119.88	0.12
BLACKSTONE INFRASTRUCTURE PRTNRS F 2 L. DTD 10/01/2024 0.000% --	BKSTONE64	SA496	900,000.00	1.00	900,000.00	110.16	991,426.00	91,426.00	2.16

Detail of Securities Held & Market Analytics

For the Month Ending **June 30, 2025**

SUNLINE EMPLOYEES RETIREMENT NON-BARGAI - [REDACTED]

Security Type/Description Dated Date/Coupon/Maturity	CUSIP	Ticker	Shares	Average Cost/Share	Original Cost	Market Price	Market Value	Unreal G/L on Cost	Percentage
Separate Account									
GOLUB CAPITAL XIV INT'L DTD 01/01/2010 0.000% --	GOLUB0091	F_GOLUB	1,101,466.00	1.00	1,101,466.00	126.42	1,392,448.12	290,982.12	3.03
GOLUB CAPITAL XIV INT'L DTD 01/01/2010 0.000% --	GOLUB0091	F_GOLUB	180,000.00	1.00	180,000.00	126.42	227,551.88	47,551.88	0.50
NB SOF V DTD 01/01/2010 0.000% --	NBSOFV008	F_NBF	91,315.75	1.00	91,315.75	137.64	125,684.22	34,368.47	0.27
NB SOF V DTD 01/01/2010 0.000% --	NBSOFV008	F_NBF	105,000.00	1.00	105,000.00	137.64	144,518.81	39,518.81	0.31
NB SOF V DTD 01/01/2010 0.000% --	NBSOFV008	F_NBF	127,930.57	1.00	127,930.57	137.64	176,079.74	48,149.17	0.38
NB SOF V DTD 01/01/2010 0.000% --	NBSOFV008	F_NBF	147,000.00	1.00	147,000.00	137.64	202,326.33	55,326.33	0.44
NB SOF V DTD 01/01/2010 0.000% --	NBSOFV008	F_NBF	180,319.43	1.00	180,319.43	137.64	248,186.18	67,866.75	0.54
NB SOF V DTD 01/01/2010 0.000% --	NBSOFV008	F_NBF	145,309.38	1.00	145,309.38	137.64	199,999.41	54,690.03	0.44
NB SOF V DTD 01/01/2010 0.000% --	NBSOFV008	F_NBF	309,750.00	1.00	309,750.00	137.64	426,330.48	116,580.48	0.93
NB SOF V DTD 01/01/2010 0.000% --	NBSOFV008	F_NBF	130,837.59	1.00	130,837.59	137.64	180,080.88	49,243.29	0.39
NB SOF V DTD 01/01/2010 0.000% --	NBSOFV008	F_NBF	58,570.33	1.00	58,570.33	137.64	80,614.42	22,044.09	0.18
NB SOF V DTD 01/01/2010 0.000% --	NBSOFV008	F_NBF	80,433.93	1.00	80,433.93	137.64	110,706.81	30,272.88	0.24
NB SOF V DTD 01/01/2010 0.000% --	NBSOFV008	F_NBF	204,378.01	1.00	204,378.01	137.64	281,299.68	76,921.67	0.61
NB SOF V DTD 01/01/2010 0.000% --	NBSOFV008	F_NBF	252,000.00	1.00	252,000.00	137.64	346,845.13	94,845.13	0.76
Security Type Sub-Total			4,393,457.94		4,393,457.94	3,075.87	5,581,168.44	1,187,710.50	12.18
Managed Account Sub-Total			7,155,259.75		44,171,114.41	4,272.35	45,936,137.68	1,765,023.27	100.02



Detail of Securities Held & Market Analytics

For the Month Ending June 30, 2025

SUNLINE EMPLOYEES RETIREMENT NON-BARGAI - [REDACTED]						
Securities Sub-Total	\$7,155,259.75	\$44,171,114.41	\$4,272.35	\$45,936,137.68	\$1,765,023.27	100.02%
Accrued Interest				\$0.00		
Total Investments				\$45,936,137.68		

Portfolio Summary and Statistics

For the Month Ending **July 31, 2025**

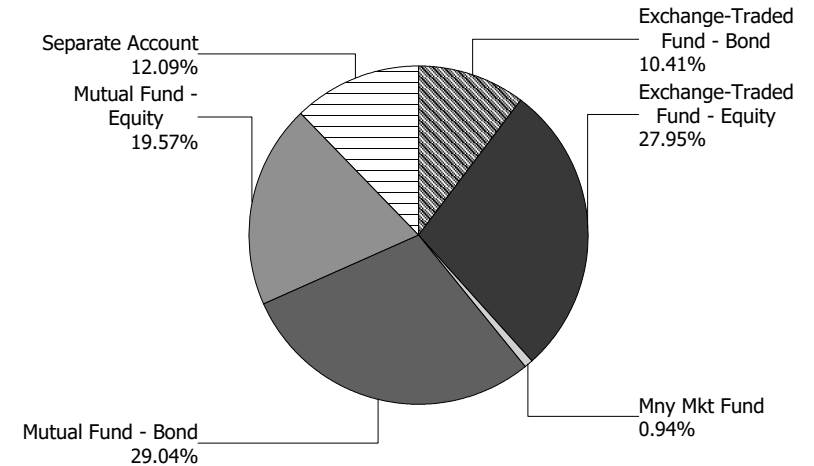
SUNLINE EMPLOYEES RETIREMENT BARGAINING - [REDACTED]

Account Summary

Description	Par Value	Market Value	Percent
Separate Account	4,352,106.94	5,539,817.59	12.09
Mutual Fund - Equity	304,942.65	8,966,336.38	19.57
Mutual Fund - Bond	1,319,460.85	13,306,906.80	29.04
Money Market Mutual Fund	428,591.24	428,591.24	0.94
Exchange-Traded Fund - Equity	511,391.00	12,805,230.64	27.95
Exchange-Traded Fund - Bond	48,351.00	4,768,375.62	10.41
Managed Account Sub-Total	6,964,843.68	45,815,258.27	100.00%
Accrued Interest		0.00	
Total Portfolio	6,964,843.68	45,815,258.27	

Unsettled Trades **0.00** **0.00**

Sector Allocation



Detail of Securities Held & Market Analytics

For the Month Ending **July 31, 2025**

SUNLINE EMPLOYEES RETIREMENT BARGAINING - [REDACTED]

Security Type/Description Dated Date/Coupon/Maturity	CUSIP	Ticker	Shares	Average Cost/Share	Original Cost	Market Price	Market Value	Unreal G/L on Cost	Percentage
Exchange-Traded Fund - Bond									
ISHARES CORE U.S. AGGREGATE	464287226	8278395	7,165.00	97.84	701,023.60	98.62	706,612.30	5,588.70	1.54
ISHARES CORE U.S. AGGREGATE	464287226	8278395	4,049.00	98.87	400,324.63	98.62	399,312.38	(1,012.25)	0.87
ISHARES CORE U.S. AGGREGATE	464287226	8278395	7,159.00	97.77	699,934.71	98.62	706,020.58	6,085.87	1.54
ISHARES CORE U.S. AGGREGATE	464287226	8278395	16,903.00	98.64	1,667,311.92	98.62	1,666,973.86	(338.06)	3.64
ISHARES CORE U.S. AGGREGATE	464287226	8278395	3,322.00	99.12	329,276.64	98.62	327,615.64	(1,661.00)	0.72
ISHARES CORE U.S. AGGREGATE	464287226	8278395	3,307.00	96.40	318,794.80	98.62	326,136.34	7,341.54	0.71
ISHARES CORE U.S. AGGREGATE	464287226	8278395	6,446.00	92.76	597,930.32	98.62	635,704.52	37,774.20	1.39
Security Type Sub-Total			48,351.00		4,714,596.62	690.34	4,768,375.62	53,779.00	10.41
Exchange-Traded Fund - Equity									
SCHWAB US LARGE-CAP ETF	808524201	17333747	39,046.00	22.81	890,639.26	25.04	977,711.84	87,072.58	2.12
SCHWAB US LARGE-CAP ETF	808524201	17333747	472,345.00	22.54	10,648,230.78	25.04	11,827,518.80	1,179,288.02	25.82
Security Type Sub-Total			511,391.00		11,538,870.04	50.08	12,805,230.64	1,266,360.60	27.94
Money Market Mutual Fund									
FIRST AM GOVT OBLIG-Z DTD 01/01/2010 0.000% --	31846V567	351477	428,591.24	1.00	428,591.24	100.00	428,591.24	0.00	0.94
Security Type Sub-Total			428,591.24		428,591.24	100.00	428,591.24	0.00	0.94
Mutual Fund - Bond									
BAIRD CORE PLUS BOND-INST	057071870	7001692	500,236.69	10.76	5,384,563.72	10.16	5,082,404.74	(302,158.98)	11.09
BBH LIMITED DURATION-I	05528X851	7344118	0.03	10.29	0.35	10.48	0.36	0.01	0.00
NUVEEN CORE BOND FUND-R6	87244W607	7580345	326,356.75	9.15	2,986,166.41	9.13	2,979,637.09	(6,529.32)	6.50
PGIM TOTAL RETURN BOND-R6	74440B884	168981	289,886.89	12.95	3,754,772.63	11.98	3,472,844.95	(281,927.68)	7.58
VOYA INTERMEDIATE BOND-R6	92913L569	IIBZX	202,980.49	9.58	1,944,537.42	8.73	1,772,019.66	(172,517.76)	3.87
Security Type Sub-Total			1,319,460.85		14,070,040.53	50.48	13,306,906.80	(763,133.73)	29.04
Mutual Fund - Equity									
COLUMBIA SMALL CAP GRW-INST3	19765Y340	195897	9,629.50	28.07	270,300.00	31.36	301,981.05	31,681.05	0.66

Detail of Securities Held & Market Analytics

For the Month Ending **July 31, 2025**

SUNLINE EMPLOYEES RETIREMENT BARGAINING - [REDACTED]

Security Type/Description Dated Date/Coupon/Maturity	CUSIP	Ticker	Shares	Average Cost/Share	Original Cost	Market Price	Market Value	Unreal G/L on Cost	Percentage
Mutual Fund - Equity									
FIDELITY EMRG MRKT INDX	316146331	26545809	101,271.38	11.46	1,160,570.00	12.27	1,242,599.81	82,029.81	2.71
FIDELITY INTL INDX	315911727	308475	51,836.95	56.10	2,908,009.98	55.95	2,900,277.56	(7,732.42)	6.33
GLDMN SCHS GQG PRT INTL-R6	38147N269	GSIIYX	41,696.42	19.69	820,865.27	22.04	918,989.14	98,123.87	2.01
HRDNG LVNR INTL EQTY-INST	412295107	175052	0.00	25.00	0.02	28.02	0.02	0.00	0.00
JANUS HNDRSN OVERSEAS-N	47103D835	JANUS	26,230.28	51.01	1,337,939.98	51.42	1,348,760.76	10,820.78	2.94
MFS INTL DIVERSIFICAT-R6	552743544	9214518	69,416.52	26.25	1,822,169.99	26.63	1,848,561.80	26,391.81	4.03
UNDISC MGRS BEHAV VAL-R6	904504479	1428076	4,861.61	87.23	424,087.81	83.34	405,166.24	(18,921.57)	0.88

Security Type Sub-Total			304,942.65		8,743,943.05	311.03	8,966,336.38	222,393.33	19.56
--------------------------------	--	--	-------------------	--	---------------------	---------------	---------------------	-------------------	--------------

Separate Account									
ATEL PRIVATE DEBT FUND II DTD 01/01/2010 0.000% --	ATEL00019	SA406	49,000.00	1.00	49,000.00	117.91	57,778.27	8,778.27	0.13
ATEL PRIVATE DEBT FUND II DTD 01/01/2010 0.000% --	ATEL00019	SA406	49,000.00	1.00	49,000.00	117.91	57,778.27	8,778.27	0.13
ATEL PRIVATE DEBT FUND II DTD 01/01/2010 0.000% --	ATEL00019	SA406	45,325.00	1.00	45,325.00	117.91	53,444.90	8,119.90	0.12
ATEL PRIVATE DEBT FUND II DTD 01/01/2010 0.000% --	ATEL00019	SA406	45,325.00	1.00	45,325.00	117.91	53,444.90	8,119.90	0.12
ATEL PRIVATE DEBT FUND II DTD 01/01/2010 0.000% --	ATEL00019	SA406	49,980.00	1.00	49,980.00	117.91	58,933.83	8,953.83	0.13
ATEL PRIVATE DEBT FUND II DTD 01/01/2010 0.000% --	ATEL00019	SA406	45,325.00	1.00	45,325.00	117.91	53,444.90	8,119.90	0.12
ATEL PRIVATE DEBT FUND II DTD 01/01/2010 0.000% --	ATEL00019	SA406	45,325.00	1.00	45,325.00	117.91	53,444.90	8,119.90	0.12
ATEL PRIVATE DEBT FUND II DTD 01/01/2010 0.000% --	ATEL00019	SA406	45,325.00	1.00	45,325.00	117.91	53,444.90	8,119.90	0.12
ATEL PRIVATE DEBT FUND II DTD 01/01/2010 0.000% --	ATEL00019	SA406	4,541.95	1.00	4,541.95	117.91	5,355.63	813.68	0.01
BLACKSTONE INFRASTRUCTURE PRTNRS F 2 L. DTD 10/01/2024 0.000% --	BKSTONE63	SA495	900,000.00	1.00	900,000.00	110.16	991,426.00	91,426.00	2.16

Detail of Securities Held & Market Analytics

For the Month Ending **July 31, 2025**

SUNLINE EMPLOYEES RETIREMENT BARGAINING - [REDACTED]

Security Type/Description Dated Date/Coupon/Maturity	CUSIP	Ticker	Shares	Average Cost/Share	Original Cost	Market Price	Market Value	Unreal G/L on Cost	Percentage
Separate Account									
GOLUB CAPITAL XIV INT'L DTD 01/01/2010 0.000% --	GOLUB0090	F_GOLUB	180,000.00	1.00	180,000.00	127.30	229,137.48	49,137.48	0.50
GOLUB CAPITAL XIV INT'L DTD 01/01/2010 0.000% --	GOLUB0090	F_GOLUB	1,060,115.00	1.00	1,060,115.00	127.30	1,349,511.52	289,396.52	2.95
NB SOF V DTD 01/01/2010 0.000% --	NBSOFV007	F_NBF	147,000.00	1.00	147,000.00	137.64	202,326.33	55,326.33	0.44
NB SOF V DTD 01/01/2010 0.000% --	NBSOFV007	F_NBF	105,000.00	1.00	105,000.00	137.64	144,518.81	39,518.81	0.32
NB SOF V DTD 01/01/2010 0.000% --	NBSOFV007	F_NBF	127,930.57	1.00	127,930.57	137.64	176,079.74	48,149.17	0.38
NB SOF V DTD 01/01/2010 0.000% --	NBSOFV007	F_NBF	252,000.00	1.00	252,000.00	137.64	346,845.13	94,845.13	0.76
NB SOF V DTD 01/01/2010 0.000% --	NBSOFV007	F_NBF	130,837.59	1.00	130,837.59	137.64	180,080.88	49,243.29	0.39
NB SOF V DTD 01/01/2010 0.000% --	NBSOFV007	F_NBF	145,309.38	1.00	145,309.38	137.64	199,999.41	54,690.03	0.44
NB SOF V DTD 01/01/2010 0.000% --	NBSOFV007	F_NBF	204,378.01	1.00	204,378.01	137.64	281,299.68	76,921.67	0.61
NB SOF V DTD 01/01/2010 0.000% --	NBSOFV007	F_NBF	180,319.43	1.00	180,319.43	137.64	248,186.18	67,866.75	0.54
NB SOF V DTD 01/01/2010 0.000% --	NBSOFV007	F_NBF	80,433.93	1.00	80,433.93	137.64	110,706.81	30,272.88	0.24
NB SOF V DTD 01/01/2010 0.000% --	NBSOFV007	F_NBF	58,570.33	1.00	58,570.33	137.64	80,614.42	22,044.09	0.18
NB SOF V DTD 01/01/2010 0.000% --	NBSOFV007	F_NBF	309,750.00	1.00	309,750.00	137.64	426,330.48	116,580.48	0.93
NB SOF V DTD 01/01/2010 0.000% --	NBSOFV007	F_NBF	91,315.75	1.00	91,315.75	137.64	125,684.22	34,368.47	0.27
Security Type Sub-Total			4,352,106.94		4,352,106.94	3,077.63	5,539,817.59	1,187,710.65	12.11
Managed Account Sub-Total			6,964,843.68		43,848,148.42	4,279.56	45,815,258.27	1,967,109.85	100.00



Detail of Securities Held & Market Analytics

For the Month Ending July 31, 2025

SUNLINE EMPLOYEES RETIREMENT BARGAINING - [REDACTED]						
Securities Sub-Total	\$6,964,843.68	\$43,848,148.42	\$4,279.56	\$45,815,258.27	\$1,967,109.85	100.00%
Accrued Interest				\$0.00		
Total Investments				\$45,815,258.27		

Portfolio Summary and Statistics

For the Month Ending **July 31, 2025**

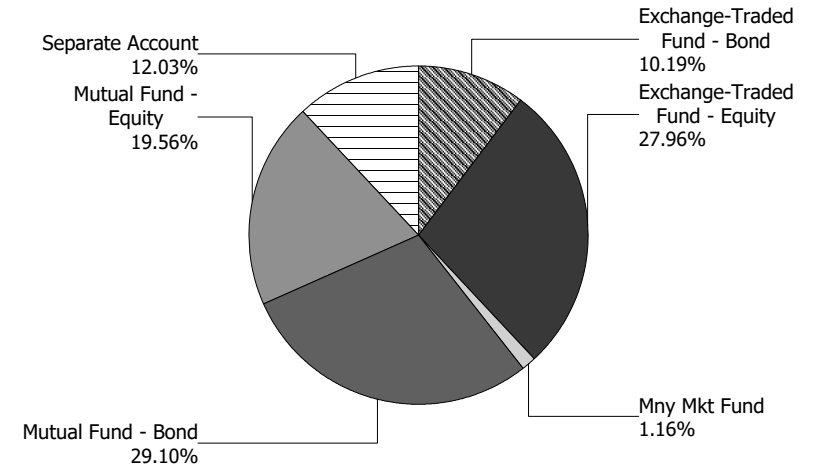
SUNLINE EMPLOYEES RETIREMENT NON-BARGAI - [REDACTED]

Account Summary

Description	Par Value	Market Value	Percent
Separate Account	4,352,106.94	5,539,817.44	12.03
Mutual Fund - Equity	306,474.08	9,006,027.45	19.56
Mutual Fund - Bond	1,328,181.54	13,400,438.04	29.10
Money Market Mutual Fund	533,644.14	533,644.14	1.16
Exchange-Traded Fund - Equity	514,221.00	12,876,093.84	27.96
Exchange-Traded Fund - Bond	47,582.00	4,692,536.84	10.19
Managed Account Sub-Total	7,082,209.70	46,048,557.75	100.00%
Accrued Interest		0.00	
Total Portfolio	7,082,209.70	46,048,557.75	

Unsettled Trades **0.00** **0.00**

Sector Allocation



Detail of Securities Held & Market Analytics

For the Month Ending **July 31, 2025**

SUNLINE EMPLOYEES RETIREMENT NON-BARGAI - [REDACTED]

Security Type/Description Dated Date/Coupon/Maturity	CUSIP	Ticker	Shares	Average Cost/Share	Original Cost	Market Price	Market Value	Unreal G/L on Cost	Percentage
Exchange-Traded Fund - Bond									
ISHARES CORE U.S. AGGREGATE	464287226	8278395	4,049.00	98.87	400,324.63	98.62	399,312.38	(1,012.25)	0.87
ISHARES CORE U.S. AGGREGATE	464287226	8278395	6,272.00	92.76	581,790.09	98.62	618,544.64	36,754.55	1.34
ISHARES CORE U.S. AGGREGATE	464287226	8278395	7,146.00	97.84	699,164.64	98.62	704,738.52	5,573.88	1.53
ISHARES CORE U.S. AGGREGATE	464287226	8278395	6,136.00	97.77	599,916.11	98.62	605,132.32	5,216.21	1.31
ISHARES CORE U.S. AGGREGATE	464287226	8278395	3,372.00	99.12	334,232.64	98.62	332,546.64	(1,686.00)	0.72
ISHARES CORE U.S. AGGREGATE	464287226	8278395	3,317.00	96.40	319,758.80	98.62	327,122.54	7,363.74	0.71
ISHARES CORE U.S. AGGREGATE	464287226	8278395	17,290.00	98.64	1,705,485.60	98.62	1,705,139.80	(345.80)	3.70
Security Type Sub-Total			47,582.00		4,640,672.51	690.34	4,692,536.84	51,864.33	10.18
Exchange-Traded Fund - Equity									
SCHWAB US LARGE-CAP ETF	808524201	17333747	470,837.00	22.54	10,614,235.44	25.04	11,789,758.48	1,175,523.04	25.60
SCHWAB US LARGE-CAP ETF	808524201	17333747	43,384.00	22.81	989,589.04	25.04	1,086,335.36	96,746.32	2.36
Security Type Sub-Total			514,221.00		11,603,824.48	50.08	12,876,093.84	1,272,269.36	27.96
Money Market Mutual Fund									
FIRST AM GOVT OBLIG-Z DTD 01/01/2010 0.000% --	31846V567	351477	533,644.14	1.00	533,644.14	100.00	533,644.14	0.00	1.16
Security Type Sub-Total			533,644.14		533,644.14	100.00	533,644.14	0.00	1.16
Mutual Fund - Bond									
BAIRD CORE PLUS BOND-INST	057071870	7001692	503,714.10	10.74	5,407,800.44	10.16	5,117,735.34	(290,065.10)	11.11
BBH LIMITED DURATION-I	05528X851	7344118	0.03	10.29	0.35	10.48	0.36	0.01	0.00
NUVEEN CORE BOND FUND-R6	87244W607	7580345	326,356.75	9.15	2,986,166.41	9.13	2,979,637.09	(6,529.32)	6.47
PGIM TOTAL RETURN BOND-R6	74440B884	168981	293,710.52	12.93	3,797,327.61	11.98	3,518,652.00	(278,675.61)	7.64
VOYA INTERMEDIATE BOND-R6	92913L569	IIBZX	204,400.14	9.59	1,959,783.50	8.73	1,784,413.25	(175,370.25)	3.88
Security Type Sub-Total			1,328,181.54		14,151,078.31	50.48	13,400,438.04	(750,640.27)	29.10
Mutual Fund - Equity									
COLUMBIA SMALL CAP GRW-INST3	19765Y340	195897	9,529.75	28.07	267,500.00	31.36	298,852.87	31,352.87	0.65

Detail of Securities Held & Market Analytics

For the Month Ending **July 31, 2025**

SUNLINE EMPLOYEES RETIREMENT NON-BARGAI - [REDACTED]

Security Type/Description Dated Date/Coupon/Maturity	CUSIP	Ticker	Shares	Average Cost/Share	Original Cost	Market Price	Market Value	Unreal G/L on Cost	Percentage
Mutual Fund - Equity									
FIDELITY EMRG MRKT INDX	316146331	26545809	101,878.71	11.46	1,167,530.00	12.27	1,250,051.75	82,521.75	2.71
FIDELITY INTL INDX	315911727	308475	52,126.54	56.10	2,924,249.98	55.95	2,916,479.92	(7,770.06)	6.33
GLDMN SCHS GQG PRT INTL-R6	38147N269	GSIIYX	41,945.91	19.71	826,665.01	22.04	924,487.90	97,822.89	2.01
HRTFRD SCHR EM MRKT EQ-SDR	41665H789	10575468	0.00	20.00	0.02	19.33	0.02	0.00	0.00
JANUS HNDRSN OVERSEAS-N	47103D835	JANUS	26,376.02	51.01	1,345,369.98	51.42	1,356,254.89	10,884.91	2.95
MFS INTL DIVERSIFICAT-R6	552743544	9214518	69,805.91	26.25	1,832,379.99	26.63	1,858,931.45	26,551.46	4.04
UNDISC MGRS BEHAV VAL-R6	904504479	1428076	4,811.24	87.23	419,694.20	83.34	400,968.65	(18,725.55)	0.87

Security Type Sub-Total			306,474.08		8,783,389.18	302.34	9,006,027.45	222,638.27	19.56
--------------------------------	--	--	-------------------	--	---------------------	---------------	---------------------	-------------------	--------------

Separate Account									
ATEL PRIVATE DEBT FUND II DTD 01/01/2010 0.000% --	ATEL00020	SA407	45,325.00	1.00	45,325.00	117.91	53,444.88	8,119.88	0.12
ATEL PRIVATE DEBT FUND II DTD 01/01/2010 0.000% --	ATEL00020	SA407	45,325.00	1.00	45,325.00	117.91	53,444.88	8,119.88	0.12
ATEL PRIVATE DEBT FUND II DTD 01/01/2010 0.000% --	ATEL00020	SA407	45,325.00	1.00	45,325.00	117.91	53,444.88	8,119.88	0.12
ATEL PRIVATE DEBT FUND II DTD 01/01/2010 0.000% --	ATEL00020	SA407	49,000.00	1.00	49,000.00	117.91	57,778.25	8,778.25	0.13
ATEL PRIVATE DEBT FUND II DTD 01/01/2010 0.000% --	ATEL00020	SA407	45,325.00	1.00	45,325.00	117.91	53,444.88	8,119.88	0.12
ATEL PRIVATE DEBT FUND II DTD 01/01/2010 0.000% --	ATEL00020	SA407	4,541.95	1.00	4,541.95	117.91	5,355.63	813.68	0.01
ATEL PRIVATE DEBT FUND II DTD 01/01/2010 0.000% --	ATEL00020	SA407	49,980.00	1.00	49,980.00	117.91	58,933.82	8,953.82	0.13
ATEL PRIVATE DEBT FUND II DTD 01/01/2010 0.000% --	ATEL00020	SA407	49,000.00	1.00	49,000.00	117.91	57,778.25	8,778.25	0.13
ATEL PRIVATE DEBT FUND II DTD 01/01/2010 0.000% --	ATEL00020	SA407	45,325.00	1.00	45,325.00	117.91	53,444.88	8,119.88	0.12
BLACKSTONE INFRASTRUCTURE PRTNRS F 2 L. DTD 10/01/2024 0.000% --	BKSTONE64	SA496	900,000.00	1.00	900,000.00	110.16	991,426.00	91,426.00	2.15

Detail of Securities Held & Market Analytics

For the Month Ending **July 31, 2025**

SUNLINE EMPLOYEES RETIREMENT NON-BARGAI - [REDACTED]

Security Type/Description Dated Date/Coupon/Maturity	CUSIP	Ticker	Shares	Average Cost/Share	Original Cost	Market Price	Market Value	Unreal G/L on Cost	Percentage
Separate Account									
GOLUB CAPITAL XIV INT'L DTD 01/01/2010 0.000% --	GOLUB0091	F_GOLUB	1,060,115.00	1.00	1,060,115.00	127.30	1,349,511.52	289,396.52	2.93
GOLUB CAPITAL XIV INT'L DTD 01/01/2010 0.000% --	GOLUB0091	F_GOLUB	180,000.00	1.00	180,000.00	127.30	229,137.48	49,137.48	0.50
NB SOF V DTD 01/01/2010 0.000% --	NBSOFV008	F_NBF	91,315.75	1.00	91,315.75	137.64	125,684.22	34,368.47	0.26
NB SOF V DTD 01/01/2010 0.000% --	NBSOFV008	F_NBF	147,000.00	1.00	147,000.00	137.64	202,326.33	55,326.33	0.44
NB SOF V DTD 01/01/2010 0.000% --	NBSOFV008	F_NBF	309,750.00	1.00	309,750.00	137.64	426,330.48	116,580.48	0.93
NB SOF V DTD 01/01/2010 0.000% --	NBSOFV008	F_NBF	105,000.00	1.00	105,000.00	137.64	144,518.81	39,518.81	0.31
NB SOF V DTD 01/01/2010 0.000% --	NBSOFV008	F_NBF	252,000.00	1.00	252,000.00	137.64	346,845.13	94,845.13	0.75
NB SOF V DTD 01/01/2010 0.000% --	NBSOFV008	F_NBF	145,309.38	1.00	145,309.38	137.64	199,999.41	54,690.03	0.43
NB SOF V DTD 01/01/2010 0.000% --	NBSOFV008	F_NBF	180,319.43	1.00	180,319.43	137.64	248,186.18	67,866.75	0.54
NB SOF V DTD 01/01/2010 0.000% --	NBSOFV008	F_NBF	204,378.01	1.00	204,378.01	137.64	281,299.68	76,921.67	0.61
NB SOF V DTD 01/01/2010 0.000% --	NBSOFV008	F_NBF	127,930.57	1.00	127,930.57	137.64	176,079.74	48,149.17	0.38
NB SOF V DTD 01/01/2010 0.000% --	NBSOFV008	F_NBF	130,837.59	1.00	130,837.59	137.64	180,080.88	49,243.29	0.39
NB SOF V DTD 01/01/2010 0.000% --	NBSOFV008	F_NBF	58,570.33	1.00	58,570.33	137.64	80,614.42	22,044.09	0.18
NB SOF V DTD 01/01/2010 0.000% --	NBSOFV008	F_NBF	80,433.93	1.00	80,433.93	137.64	110,706.81	30,272.88	0.24
Security Type Sub-Total			4,352,106.94		4,352,106.94	3,077.63	5,539,817.44	1,187,710.50	12.04
Managed Account Sub-Total			7,082,209.70		44,064,715.56	4,270.87	46,048,557.75	1,983,842.19	100.00



Detail of Securities Held & Market Analytics

For the Month Ending July 31, 2025

SUNLINE EMPLOYEES RETIREMENT NON-BARGAI - [REDACTED]						
Securities Sub-Total	\$7,082,209.70	\$44,064,715.56	\$4,270.87	\$46,048,557.75	\$1,983,842.19	100.00%
Accrued Interest				\$0.00		
Total Investments				\$46,048,557.75		

SunLine Transit Agency

CONSENT CALENDAR

DATE: September 24, 2025

APPROVE

TO: Finance/Audit Committee
Board of Directors

RE: Ridership Report for June and July 2025

Summary:

Monthly Ridership			Monthly Variance	
	Jun-25	Jun-24	Net	Percent
Fixed Route	195,952	197,700	(1,748)	(0.9%)
SunRide	1,547	1,787	(240)	(13.4%)
Taxi Voucher*	119	191	(72)	(37.7%)
SunDial	8,444	9,032	(588)	(6.5%)
Total	206,062	208,710	(2,648)	(1.3%)

Monthly Ridership			Monthly Variance	
	Jul-25	Jul-24	Net	Percent
Fixed Route	188,245	195,528	(4,283)	(2.2%)
SunRide	1,560	2,019	(459)	(22.7%)
Taxi Voucher*	120	152	(32)	(21.1%)
SunDial	8,667	9,493	(826)	(8.7%)
Total	198,592	204,192	(5,600)	(2.7%)

*Taxi Voucher rides are included for the system total; however, they are not NTD reportable.

Yearly Ridership – June 2025	
Fiscal Year 2025	2,840,203
Fiscal Year 2024	2,729,757
Ridership Increase	110,446

Fiscal Year 2025 to date system ridership increased by 110,446 rides or 4.05% compared to the previous fiscal year. The baseline of the attached COVID-19 Recovery chart is calendar year 2020, this allows a comparison of three (3) years.

Yearly Ridership – July 2025	
Fiscal Year 2026	198,592
Fiscal Year 2025	204,192
Ridership Increase	(5,600)

Fiscal Year 2026 to date system ridership decreased by 5,600 rides or 2.7% compared to the previous fiscal year. The baseline of the attached COVID-19 Recovery chart is calendar year 2020, this allows a comparison of three (3) years.

Recommendation: Approve.



SunLine Transit Agency Monthly Ridership Report June 2025

Fixed Route		Jun 2025	Jun 2024	FY 2025 YTD	FY 2024 YTD	Monthly KPI		Bikes		Wheelchairs	
						Passengers/ Rev. Hours	Passengers/ Rev. Miles	Monthly	FYTD	Monthly	FYTD
Route 1EV	Coachella - Hwy 111 - Palm Desert Mall	40,754	46,935	586,619	592,677	19.4	1.4	1,514	22,010	216	3,118
Route 1WV	Palm Springs - Hwy 111 - Palm Desert Mall	36,313	33,506	460,138	444,098	15.7	1.3	1,048	15,051	270	3,663
Route 2	Desert Hot Springs - Palm Springs - Cathedral City	57,069	59,963	761,594	727,037	18.5	1.2	1,649	20,575	540	6,176
Route 3	Desert Hot Springs - Desert Edge	6,246	6,564	91,929	86,819	9.9	0.5	194	3,218	88	1,087
Route 4	Westfield Palm Desert - Palm Springs	18,715	17,576	239,100	223,207	11.4	0.7	504	6,594	103	1,442
Route 5	Desert Hot Springs - CSUSB - Palm Desert	2,280	1,982	32,116	22,641	5.7	0.2	79	986	10	194
Route 6	Coachella - Fred Waring - Westfield Palm Desert	3,799	3,340	55,763	39,628	8.8	0.5	119	1,782	25	363
Route 7	Bermuda Dunes - Indian Wells - La Quinta	6,687	5,955	92,001	90,797	9.7	0.6	328	4,107	21	222
Route 8	North Indio - Coachella -Thermal/Mecca	15,548	16,095	196,171	188,841	10.9	0.7	521	5,661	99	1,022
Route 9	North Shore - Mecca - Oasis	4,993	3,494	58,937	55,868	8.6	0.4	125	967	56	212
Route 10	Indio - CSUSB - San Bernardino - Metrolink	1,297	1,505	37,513	34,422	18.2	0.1	17	2,118	10	367
Route 200 SB	Palm Springs High School AM Tripper	42	41	1,864	1,832	14.2	0.6		7	-	1
Route 500 SB	Westfield Palm Desert PM Tripper	31	19	1,714	3,503	9.9	1.2		3	-	-
Route 700 SB/NB	Harris / Washington - Calle Madrid / Ave Vallejo AM Tripper	34	40	3,000	3,317	14.2	0.4		11	-	-
Route 701 SB/NB	Harris / Washington - Calle Madrid / Ave Vallejo PM Tripper	115	21	10,150	8,388	89.7	1.9	1	24	-	8
Route 800 NB	Shadow Hills High School AM Tripper	1,176	429	38,393	21,627	224.7	14.9		7	-	12
Route 801 SB	Jackson / 44th PM Tripper	662	93	29,746	23,707	174.0	9.8		19	-	13
Route 802 SB	Hwy 111 / Golf Center Pkwy PM Tripper	-	25	2,245	4,550	12.6	0.0		-	-	2
Route 803 NB	Shadow Hills High School AM Tripper	191	117	3,457	12,828	25.0	2.8		-	-	-
Fixed Route Total		195,952	197,700	2,702,449	2,585,788	13.0	1.0	6,099	83,140	1,438	17,902
SunRide		1,547	1,787	24,927	22,435						
Taxi Voucher		119	191	1,698	2,042						
SunDial		8,444	9,032	111,129	119,492	1.9	0.8				
System Total		206,062	208,710	2,840,203	2,729,757	10.6	0.7				
		Jun-25	Jun-24								
Weekdays:		21	20								
Saturdays:		4	5								
Sundays:		5	5								
Total Days:		30	30								

Haul Pass COD contributed with 4,134 rides, CSUSB with 373 rides.

Mobile Ticketing contributed with 33,466 rides, the total for June 2025 includes 112 paratransit mobile tickets.

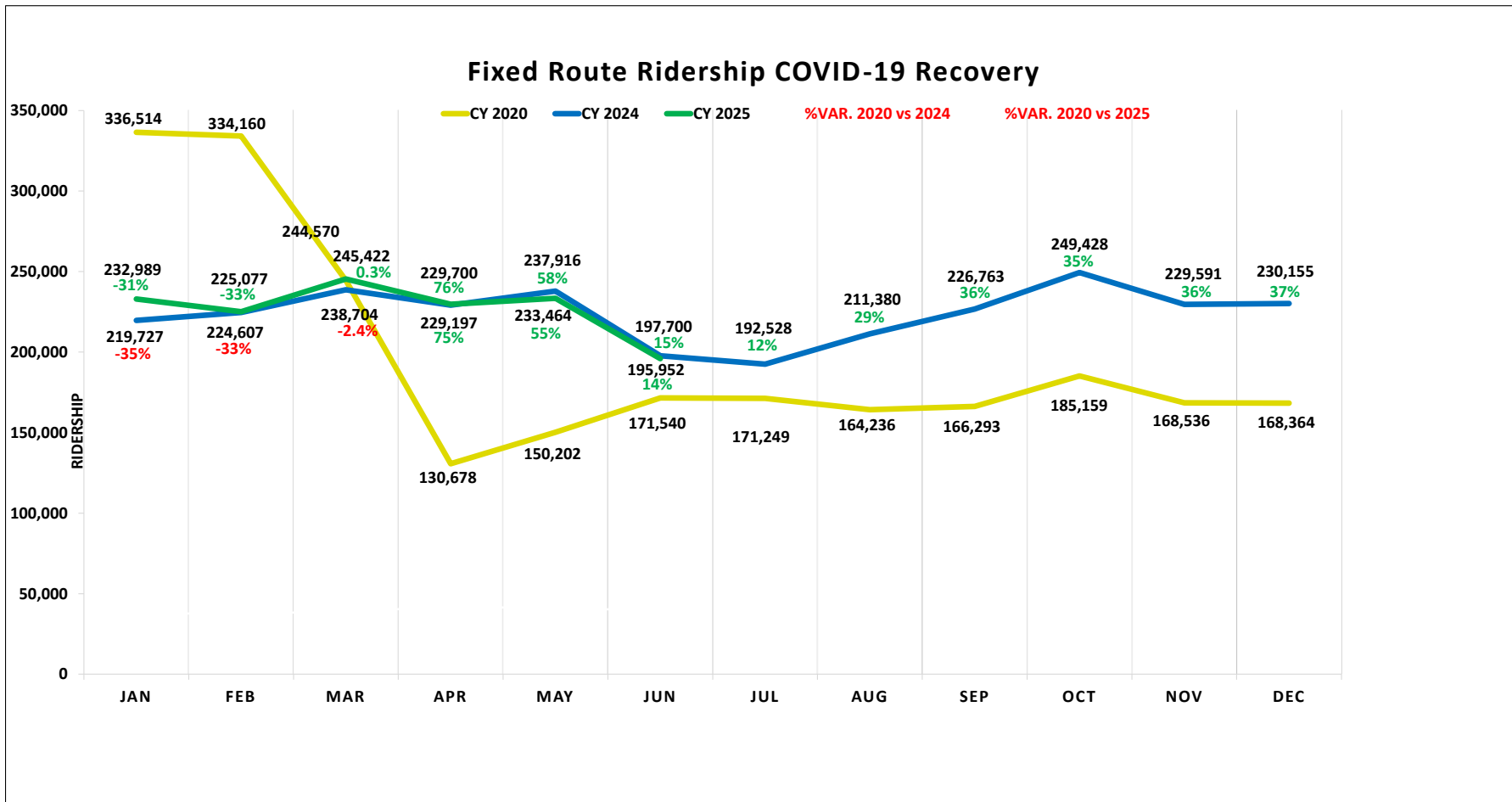


SunLine Transit Agency Monthly Ridership Report July 2025

Fixed Route		FY 2026		FY 2025		Monthly KPI		Bikes		Wheelchairs	
		Jul 2025	Jul 2024	YTD	YTD	Passengers/ Rev. Hours	Passengers/ Rev. Miles				
								Monthly	FYTD	Monthly	FYTD
Route 1EV	Coachella - Hwy 111 - Palm Desert Mall	38,292	45,299	38,292	45,299	16.0	1.3	1,611	1,611	209	209
Route 1WV	Palm Springs - Hwy 111 - Palm Desert Mall	37,028	33,226	37,028	33,226	15.4	1.3	1,050	1,050	218	218
Route 2	Desert Hot Springs - Palm Springs - Cathedral City	57,750	60,422	57,750	60,422	17.0	1.2	1,571	1,571	437	437
Route 3	Desert Hot Springs - Desert Edge	5,994	6,188	5,994	6,188	7.8	0.4	174	174	52	52
Route 4	Westfield Palm Desert - Palm Springs	18,827	16,840	18,827	16,840	10.9	0.7	579	579	128	128
Route 5	Desert Hot Springs - CSUSB - Palm Desert	2,250	1,840	2,250	1,840	4.7	0.2	79	79	18	18
Route 6	Coachella - Fred Waring - Westfield Palm Desert	3,927	3,339	3,927	3,339	7.3	0.5	132	132	24	24
Route 7	Bermuda Dunes - Indian Wells - La Quinta	5,581	5,279	5,581	5,279	7.0	0.5	308	308	12	12
Route 8	North Indio - Coachella -Thermal/Mecca	13,918	16,317	13,918	16,317	9.3	0.6	494	494	107	107
Route 9	North Shore - Mecca - Oasis	2,976	2,345	2,976	2,345	5.3	0.2	113	113	53	53
Route 10	Indio - CSUSB - San Bernardino - Metrolink	1,702	1,433	1,702	1,433	3.3	0.1	8	8	4	4
Route 200 SB	Palm Springs High School AM Tripper	-	-	-	-	-	-	-	-	-	-
Route 400 SB	Raymond Cree / Palm Springs HS Tripper	-	-	-	-	-	-	-	-	-	-
Route 401 SB	Palm Canyon / Stevens AM Tripper	-	-	-	-	-	-	-	-	-	-
Route 402 NB	Palm Canyon / Stevens AM Tripper	-	-	-	-	-	-	-	-	-	-
Route 403 NB	Vista Chino /Sunrise PM Tripper	-	-	-	-	-	-	-	-	-	-
Route 500 SB	Westfield Palm Desert PM Tripper	-	-	-	-	-	-	-	-	-	-
Route 501 NB	Palm Desert High School AM Tripper	-	-	-	-	-	-	-	-	-	-
Route 700 SB/NB	Harris / Washington - Calle Madrid / Ave Vallejo AM Tripper	-	-	-	-	-	-	-	-	-	-
Route 701 SB/NB	Harris / Washington - Calle Madrid / Ave Vallejo PM Tripper	-	-	-	-	-	-	-	-	-	-
Route 800 NB	Shadow Hills High School AM Tripper	-	-	-	-	-	-	-	-	-	-
Route 801 SB	Jackson / 44th PM Tripper	-	-	-	-	-	-	-	-	-	-
Route 802 SB	Hwy 111 / Golf Center Pkwy PM Tripper	-	-	-	-	-	-	-	-	-	-
Route 803 NB	Shadow Hills High School AM Tripper	-	-	-	-	-	-	-	-	-	-
Fixed Route Total		188,245	192,528	188,245	192,528	12.5	0.8	6,119	6,119	1,262	1,262
SunRide		1,560	2,019	1,560	2,019						
Taxi Voucher		120	152	120	152						
SunDial		8,667	9,493	8,667	9,493	1.9	0.1				
System Total		198,592	204,192	198,592	204,192	9.1	0.7				
		Jul-25	Jul-24								
Weekdays:		23	23								
Saturdays:		4	4								
Sundays:		4	4								
Total Days:		31	31								

Haul Pass COD contributed with 3,519 rides, CSUSB with 550 rides.

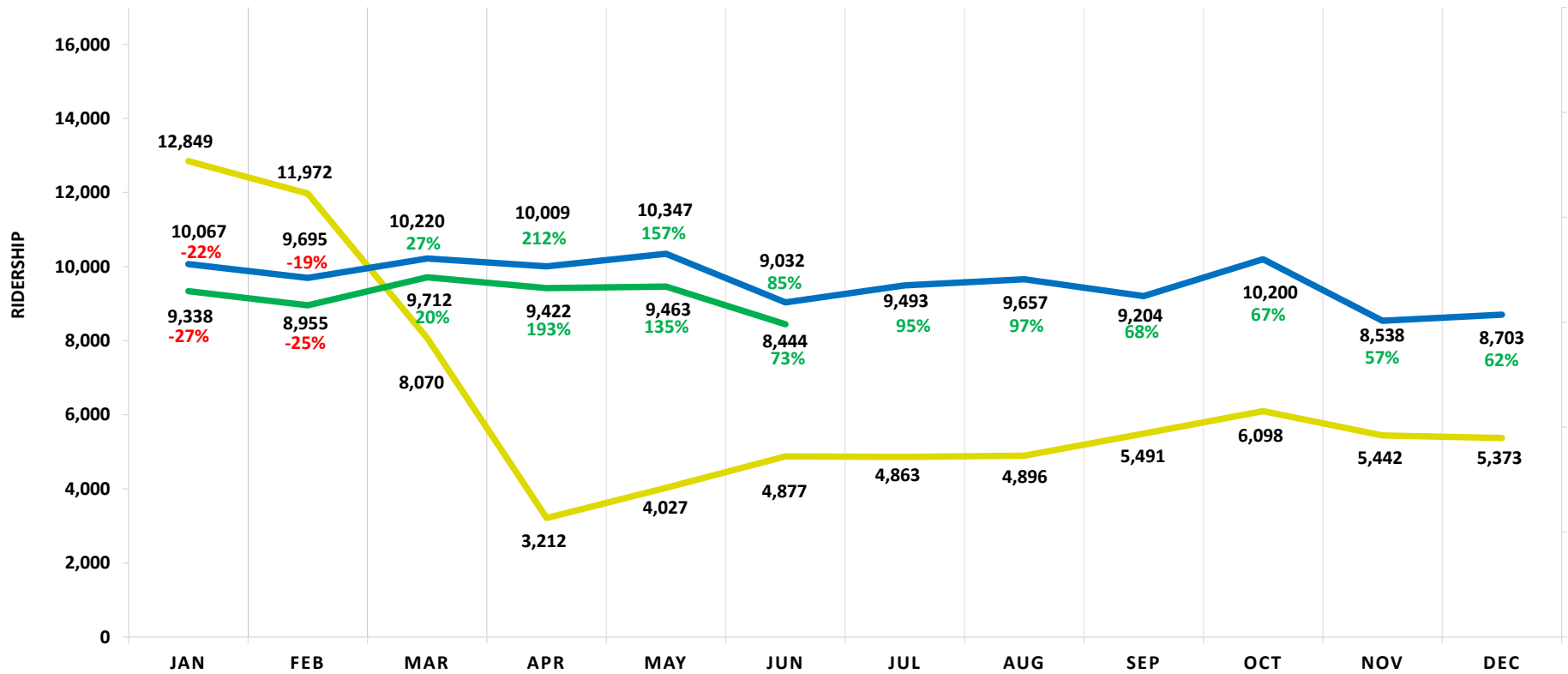
Mobile Ticketing contributed with 29,364 rides, the total for July 2025 includes 119 paratransit mobile tickets.



The COVID-19 pandemic caused a major national and global disruption with closures of businesses, schools and entertainment venues due to the implementation of national and statewide public health policies. Variances are in red close to their corresponding ridership number. 2024 and 2025 are referring to the baseline of 2020. CY 2020 will remain on the chart since it is the baseline needed to compare ridership recovery for CY 2024 & CY 2025. CY 2021 - CY 2023 have been removed to reflect the two (2) most recent years in recovery.

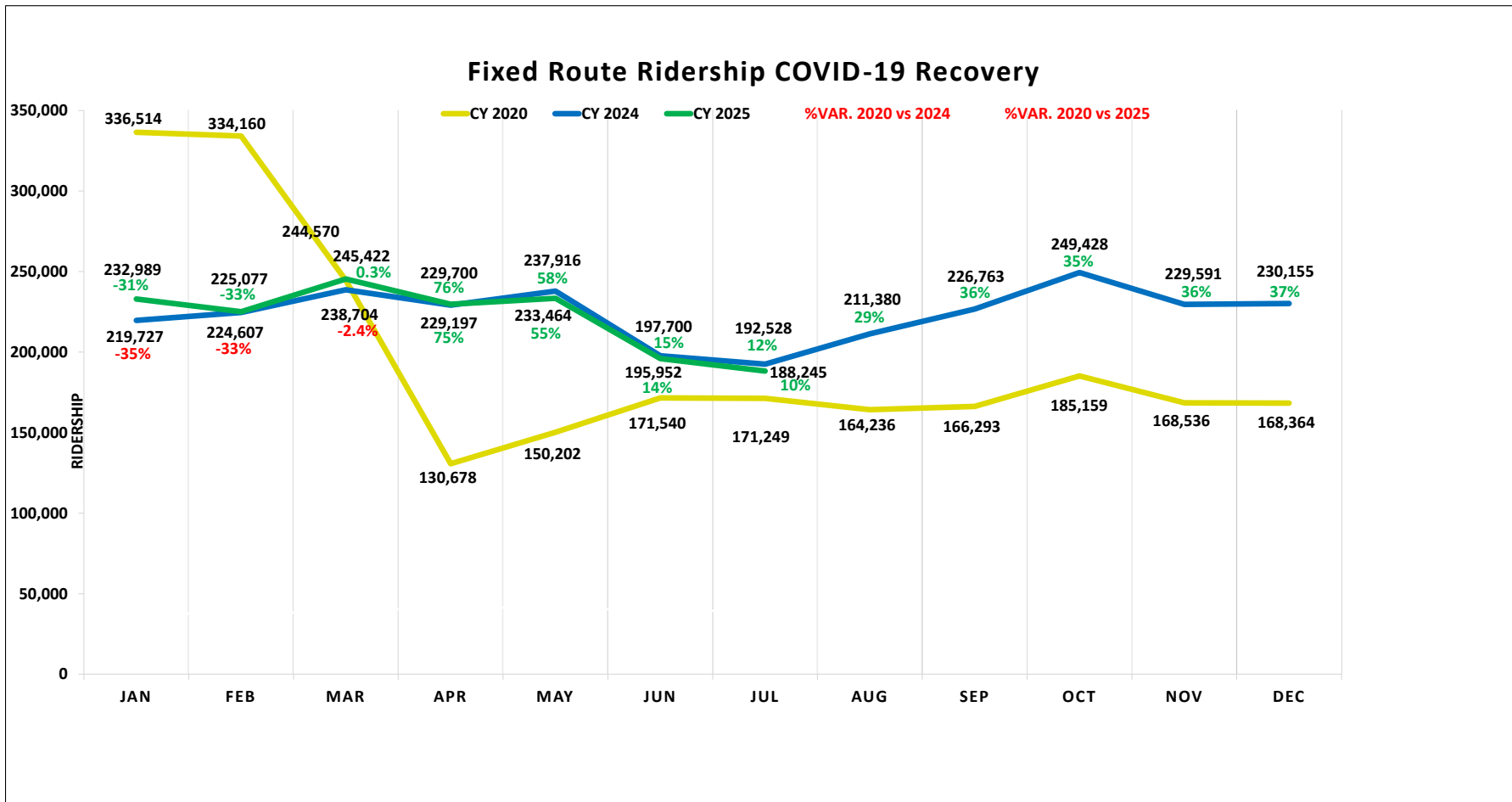
Paratransit Ridership COVID-19 Recovery

— CY 2020
 — CY 2024
 — CY 2025
 %VAR. 2020 vs 2024
 %VAR. 2020 vs 2025



The COVID-19 pandemic caused a major national and global disruption with closures of businesses, schools and entertainment venues due to the implementation of national and statewide public health policies. Variances are in red close to their corresponding ridership number. 2024 and 2025 are referring to the baseline of 2020.

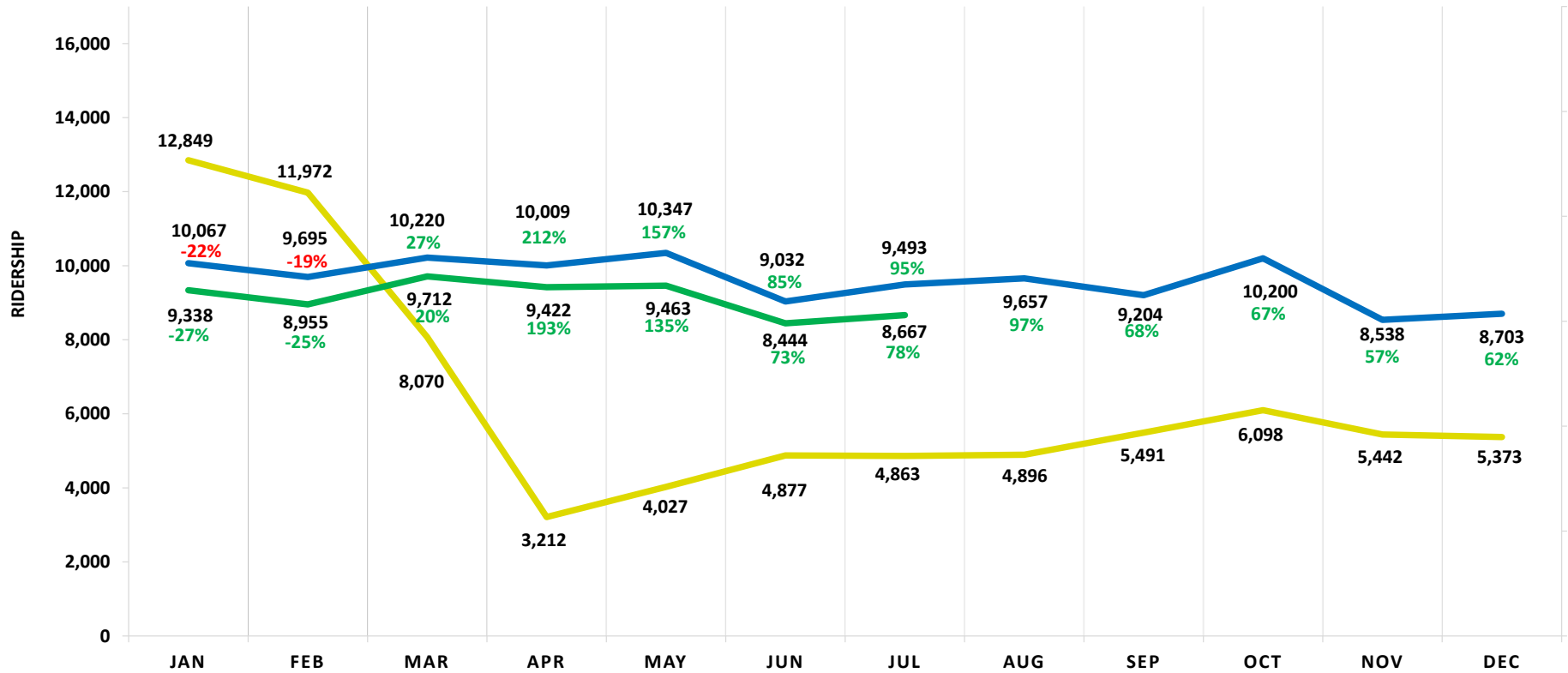
CY 2020 will remain on the chart since it is the baseline needed to compare ridership recovery for CY 2024 & CY 2025. CY 2021 - CY 2023 have been removed to reflect the two (2) most recent years in recovery.



The COVID-19 pandemic caused a major national and global disruption with closures of businesses, schools and entertainment venues due to the implementation of national and statewide public health policies. Variances are in red close to their corresponding ridership number. 2024 and 2025 are referring to the baseline of 2020. CY 2020 will remain on the chart since it is the baseline needed to compare ridership recovery for CY 2024 & CY 2025. CY 2021 - CY 2023 have been removed to reflect the two (2) most recent years in recovery.

Paratransit Ridership COVID-19 Recovery

— CY 2020
 — CY 2024
 — CY 2025
 %VAR. 2020 vs 2024
 %VAR. 2020 vs 2025



The COVID-19 pandemic caused a major national and global disruption with closures of businesses, schools and entertainment venues due to the implementation of national and statewide public health policies. Variances are in red close to their corresponding ridership number. 2024 and 2025 are referring to the baseline of 2020.

CY 2020 will remain on the chart since it is the baseline needed to compare ridership recovery for CY 2024 & CY 2025. CY 2021 - CY 2023 have been removed to reflect the two (2) most recent years in recovery.

SunLine Transit Agency**CONSENT CALENDAR**

DATE: September 24, 2025

APPROVETO: Finance/Audit Committee
Board of Directors

RE: Acceptance of SunDial Operational Notes for June and July 2025

Summary:

Due to ongoing bus technology upgrades, on-time performance (OTP) reporting will be temporarily paused to ensure data accuracy during system testing and calibration. Reporting will resume once the new system is fully implemented and validated.

The total number of passengers for the month of June 2025 were 8,444, which is a decrease of 588 passengers or 6.5% when compared to June 2024. Mobility device boardings for June 2025 decreased by 325 or 26.3% when compared to June 2024. During this month, the field supervisors conducted a total of 84 onboard inspections and 88 safety evaluations, which included pre-trip inspections and trailing evaluations. The supervisors have exceeded their monthly on-board evaluations goal of 60 by 24, which is an increase of 7.6% when compared to June 2024. Similarly, they met the safety evaluation goal of 60, this reflects a 1.1% decline from June 2024.

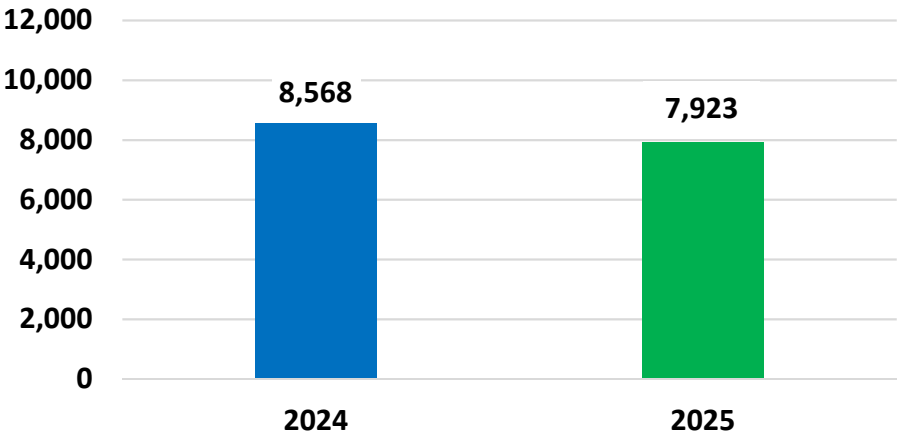
The total number of passengers for the month of July 2025 were 8,667, which is a decrease of 796 passengers or 8.4% when compared to July 2024. Mobility device boardings for July 2025 decreased by 283 or 22.0% when compared to July 2024. During this month, the field supervisors conducted a total of 75 onboard inspections and 75 safety evaluations, which included pre-trip inspections and trailing evaluations. The supervisors have exceeded their monthly on-board evaluations goal of 60 by 15, which is a decrease of 1.3% when compared to July 2024. Similarly, they met the safety evaluation goal of 60, this reflects a 13.7% decline from July 2024.

Recommendation:

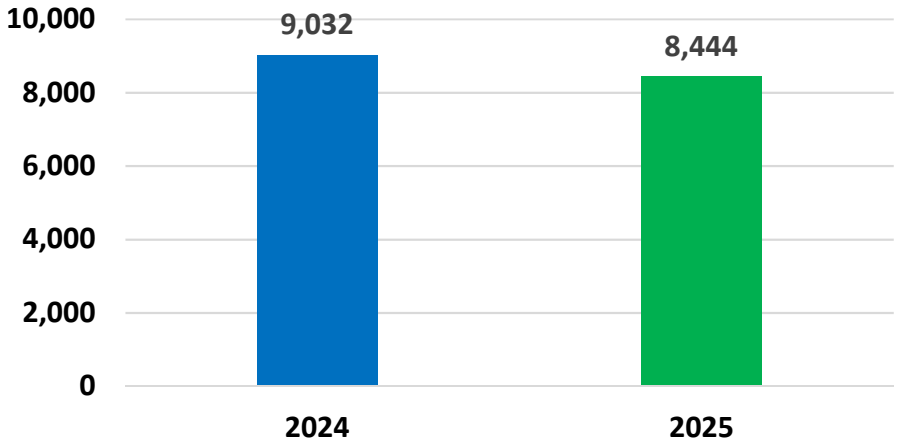
Approve.

Paratransit Operational Charts
June 2024 vs. June 2025

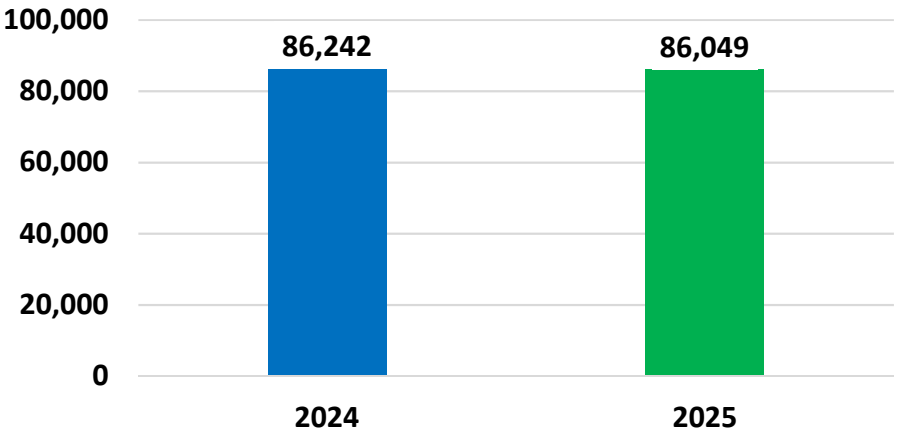
Total Trips



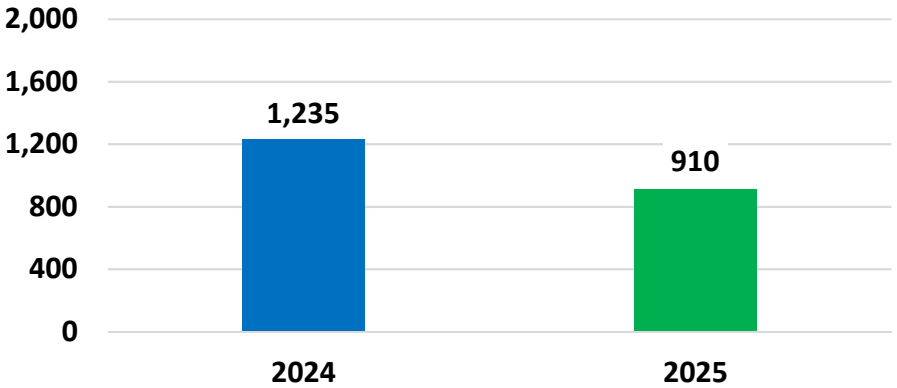
Total Passengers



Total Miles

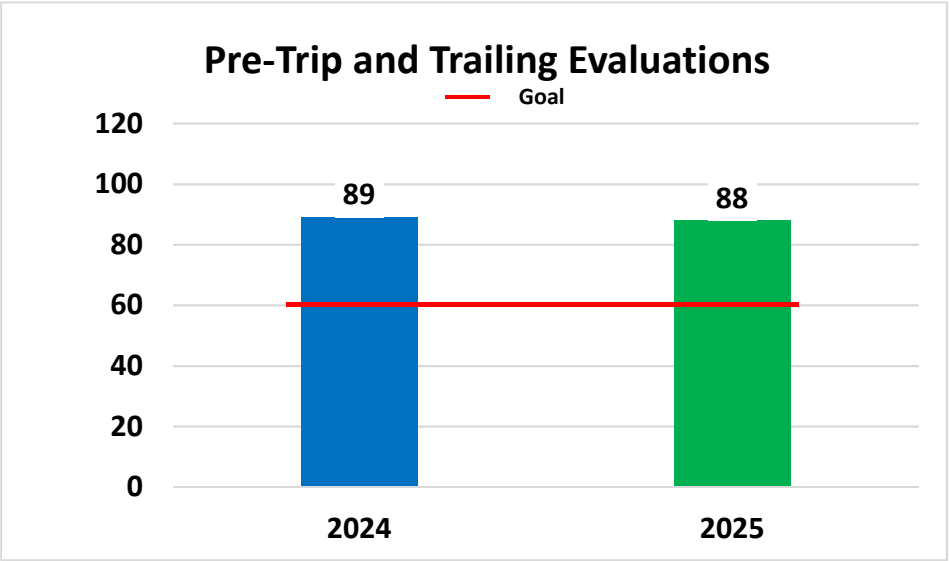
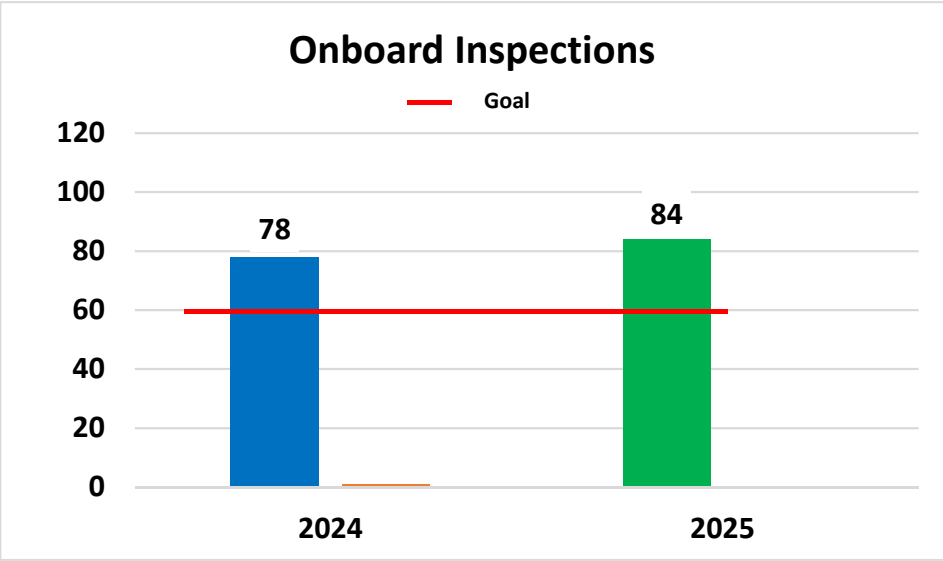


Mobility Device Boardings

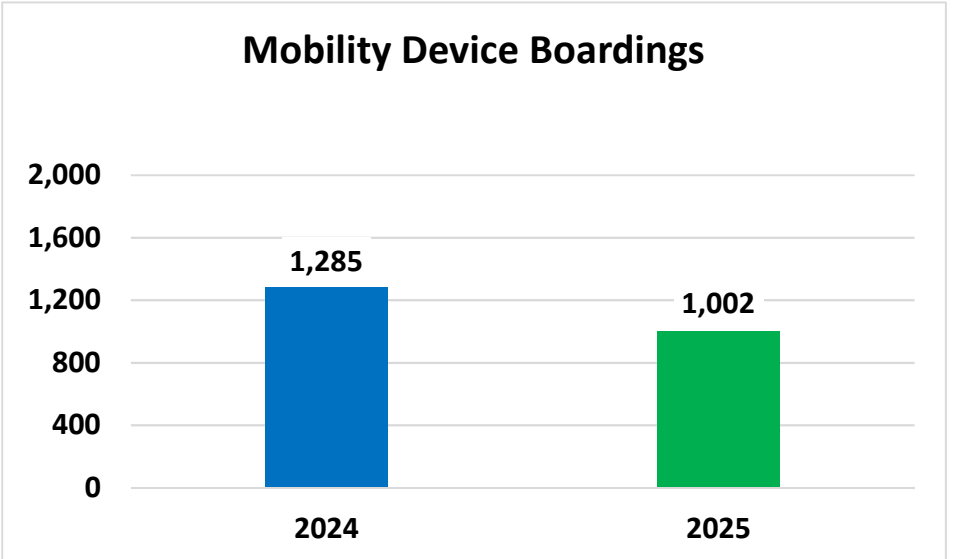
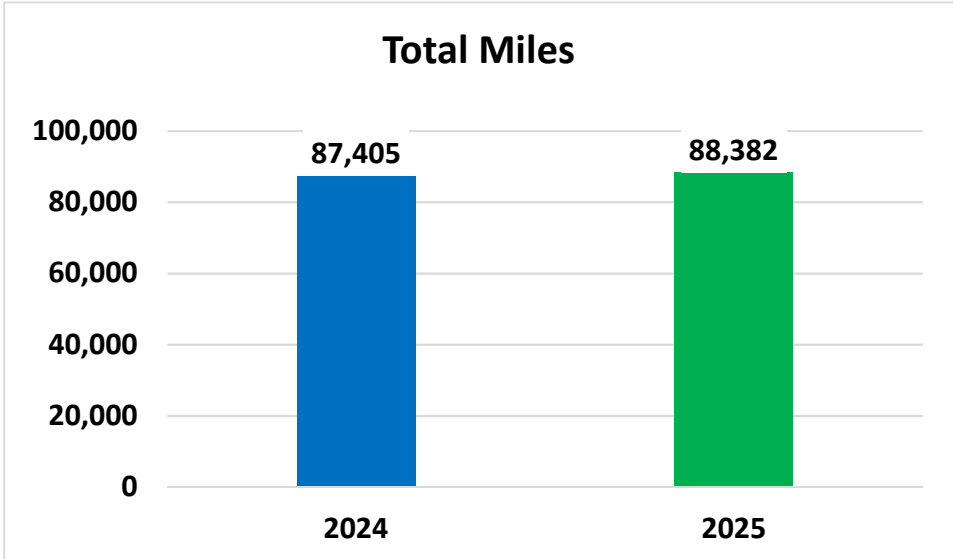
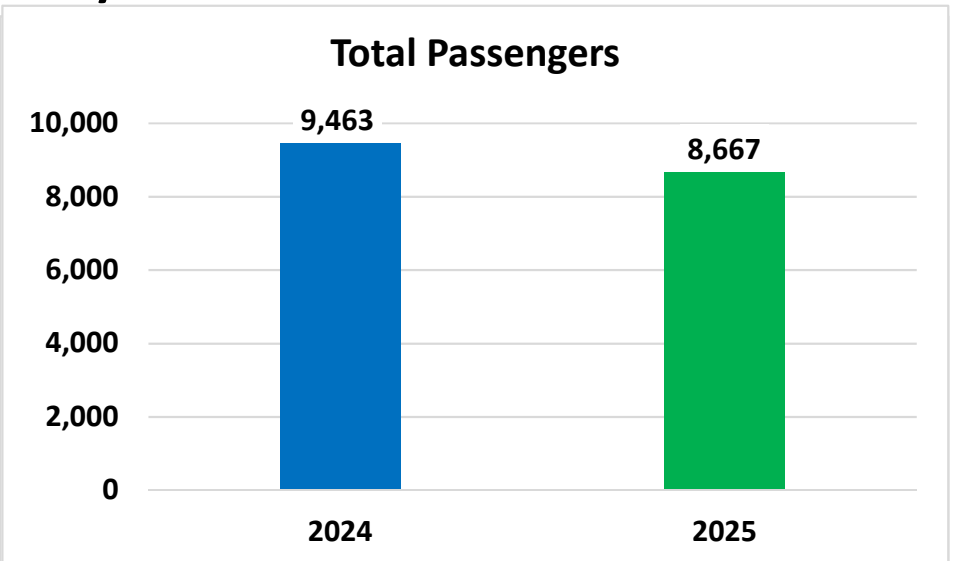
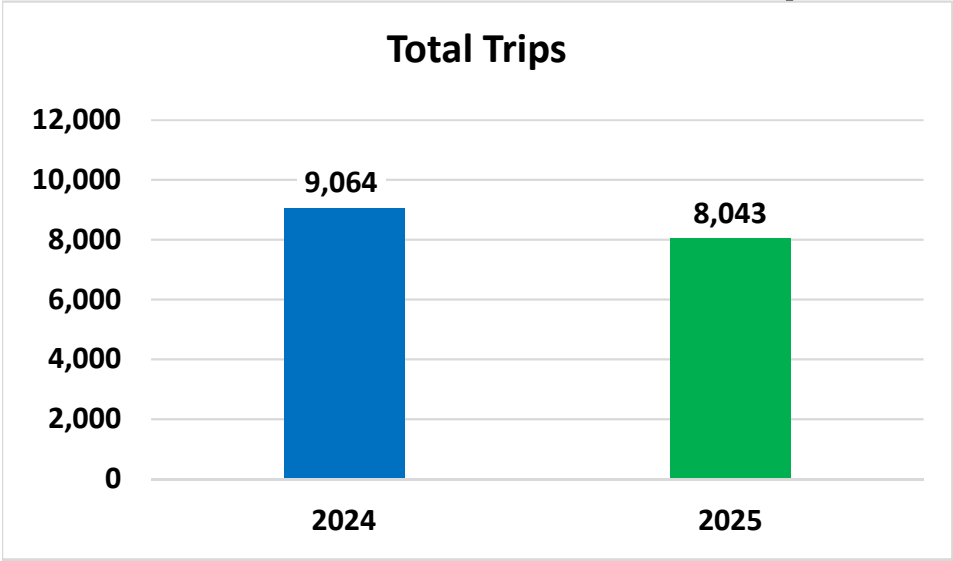


Paratransit Operational Charts

June 2024 vs. June 2025

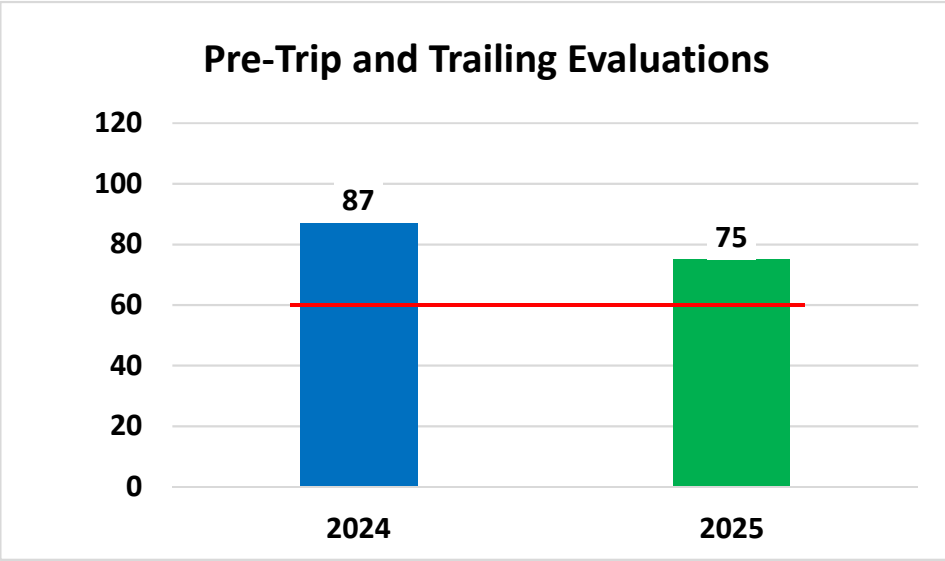
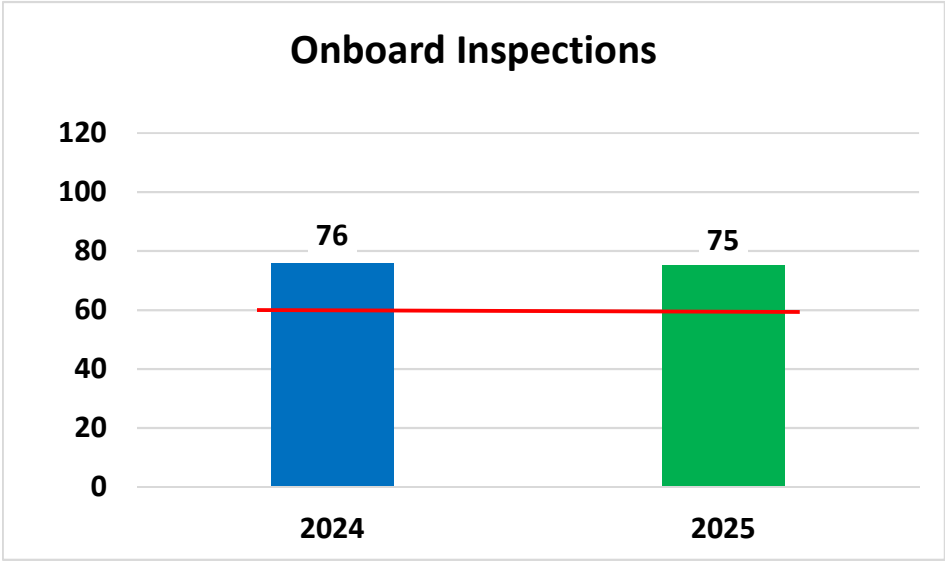


Paratransit Operational Charts
July 2024 vs. July 2025



Paratransit Operational Charts

July 2024 vs. July 2025



SunLine Transit Agency

CONSENT CALENDAR

DATE: September 24, 2025

APPROVE

TO: Finance/Audit Committee
Board of Directors

RE: Acceptance of Metrics for June and July 2025

Summary:

The metrics packet includes data highlighting operator absences, fixed route customer complaints, paratransit customer complaints and advertising revenue. SunRide performance includes system-wide metrics, trip booking method and geo-fence metrics for Desert Hot Springs/Desert Edge, Palm Desert, Coachella, Mecca/North Shore, Indio, Cathedral City, La Quinta and Palm Springs. Included in this packet is ridership data for the mobile ticketing usage of the Token Transit application and the Haul Pass programs with the various High Schools in the Coachella Valley, College of the Desert (COD) and California State University San Bernardino (CSUSB) Palm Desert Campus.

SunRide

June Ridership Highlights:

- Total Ridership: 1,547 passengers – decrease of 18% in ridership compared to 1,878 passengers in May 2025.
- Cathedral City: 75 passengers – decrease of 36% in ridership compared to 118 passengers in May 2025.
- Coachella: 125 passengers – decrease of 2% in ridership compared to 127 passengers in May 2025.
- Desert Hot Springs/Desert Edge: 169 passengers – increase of 47% in ridership compared to 122 passengers in May 2025.
- Indio: 567 passengers – decrease of 12% in ridership compared to 645 passengers in May 2025.
- La Quinta: 15 passengers – decrease of 42% in ridership compared to 26 passengers in May 2025.
- Mecca/North Shore: 28 passengers – decrease of 61% in ridership compared to 71 passengers in May 2025.
- Palm Desert: 479 passengers – decrease of 22% in ridership compared to 613 passengers in May 2025.

- Palm Springs: 89 passengers – decrease of 43% in ridership compared to 156 passengers in May 2025.

July Ridership Highlights:

- Total Ridership: 1,561 passengers – increase of 9% in ridership compared to 1,547 passengers in June 2025.
- Cathedral City: 67 passengers – decrease of 11% in ridership compared to 75 passengers in June 2025.
- Coachella: 178 passengers – increase of 42% in ridership compared to 125 passengers in June 2025.
- Desert Hot Springs/Desert Edge: 211 passengers – increase of 25% in ridership compared to 169 passengers in June 2025.
- Indio: 494 passengers – decrease of 13% in ridership compared to 567 passengers in June 2025.
- La Quinta: 22 passengers – increase of 47% in ridership compared to 15 passengers in June 2025.
- Mecca/North Shore: 38 passengers – increase of 38% in ridership compared to 28 passengers in June 2025.
- Palm Desert: 470 passengers – decrease of 2% in ridership compared to 479 passengers in June 2025.
- Palm Springs: 81 passengers – decrease of 9% in ridership compared to 89 passengers in June 2025.

Fixed Route

Due to ongoing bus technology upgrades, on-time performance (OTP) reporting will be temporarily paused to ensure data accuracy during system testing and calibration. Reporting will resume once the new system is fully implemented and validated.

June 2025:

- 19% of fixed route operator workforce was absent when compared to June 2024 at 16%.
- The fixed route operator workforce had 139 operators, compared to 143 operators in June 2024.

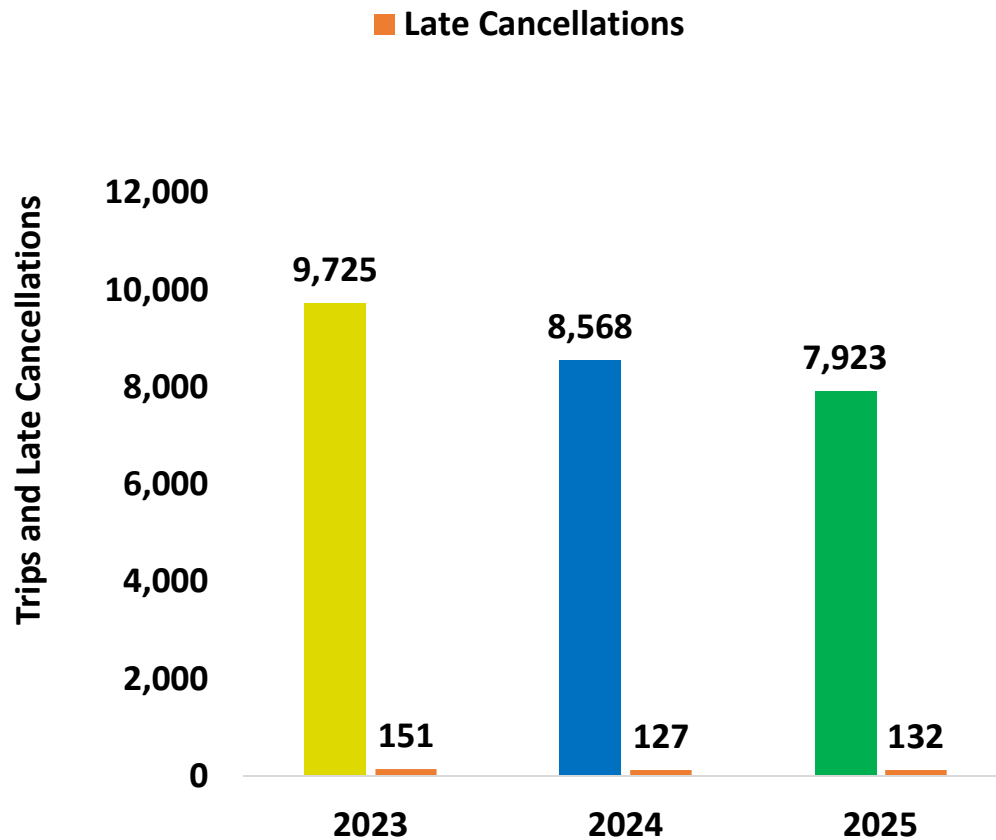
July 2025:

- 19% of fixed route operator workforce was absent when compared to July 2024 at 25%.
- The fixed route operator workforce has 135 operators, compared to 140 operators in July 2024.

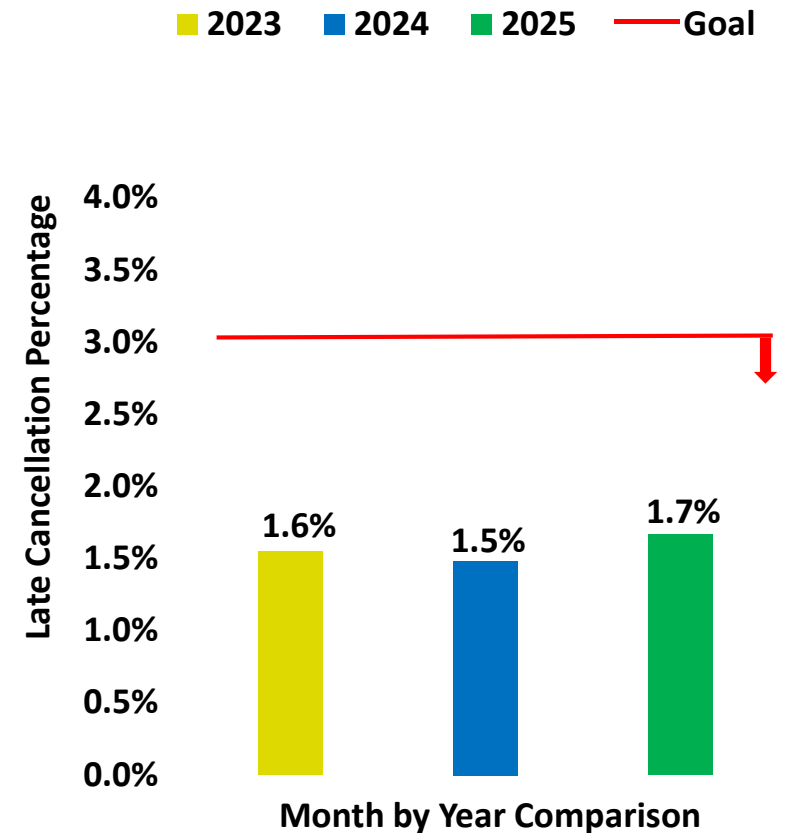
Recommendation:

Approve.

Paratransit Total Trips vs. Late Cancellations June 2025



Late Cancellations by Percentage of 2025



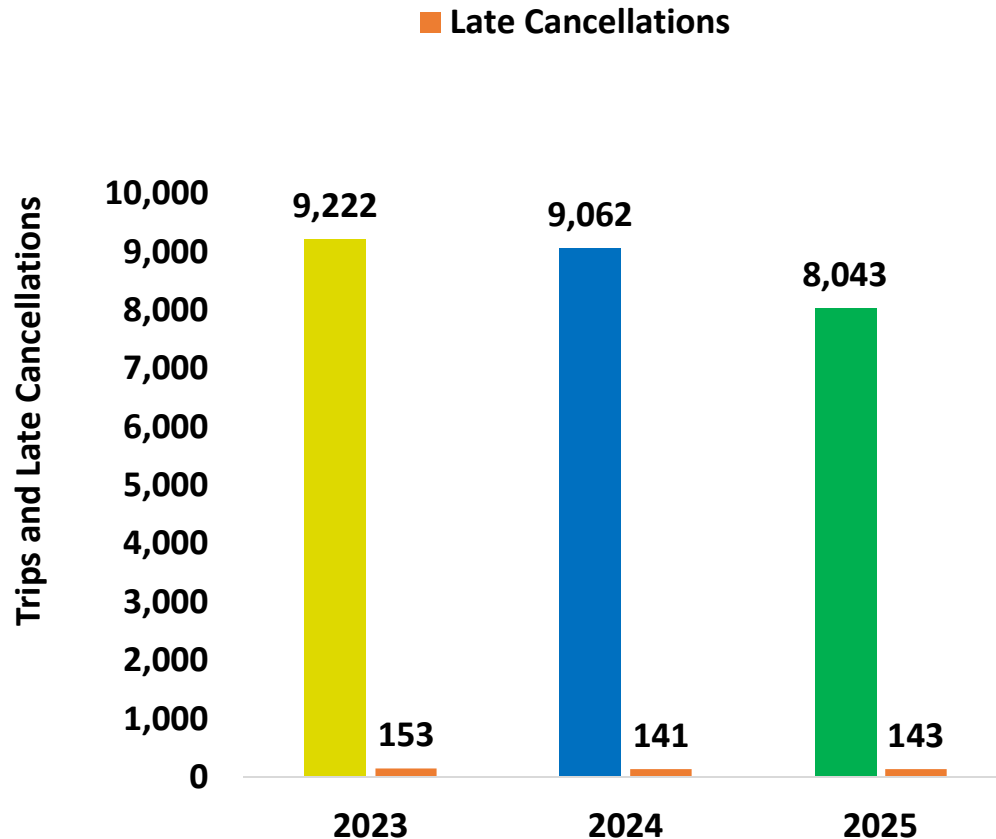
Trip: A one-way trip booked by the rider. A round trip is counted as two (2) trips.

Late Cancellation: A trip for which a rider cancels two (2) hours or less before the scheduled pick-up time.

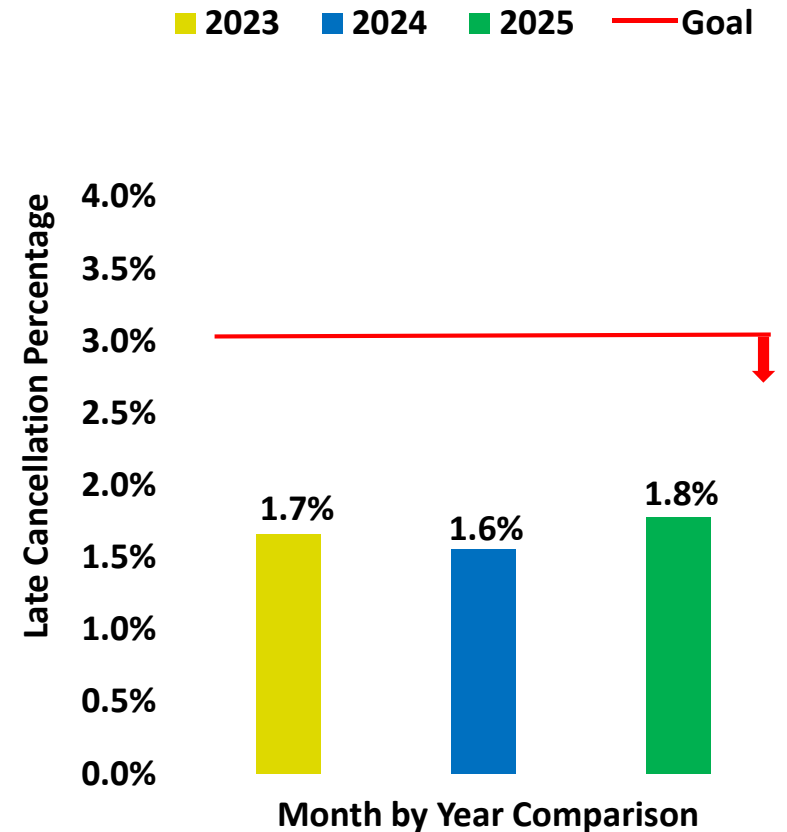
Goal for Late Cancellations: 3% or below.

Total Trips: Total one-way trips completed.

Paratransit Total Trips vs. Late Cancellations July 2025



Late Cancellations by Percentage of 2025

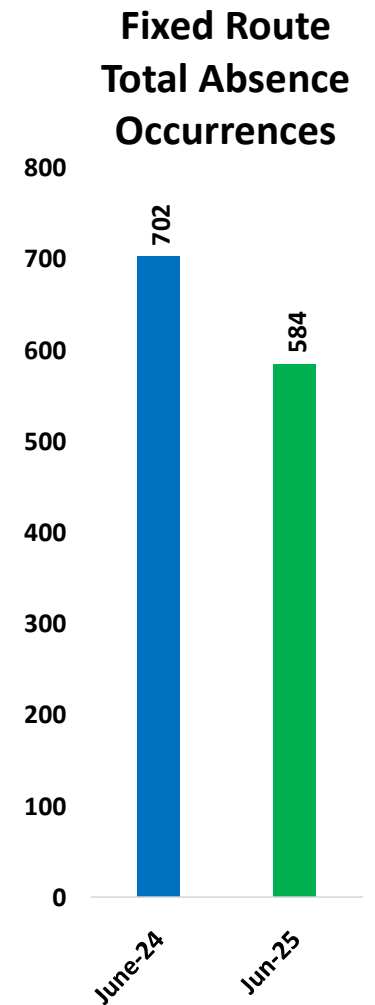
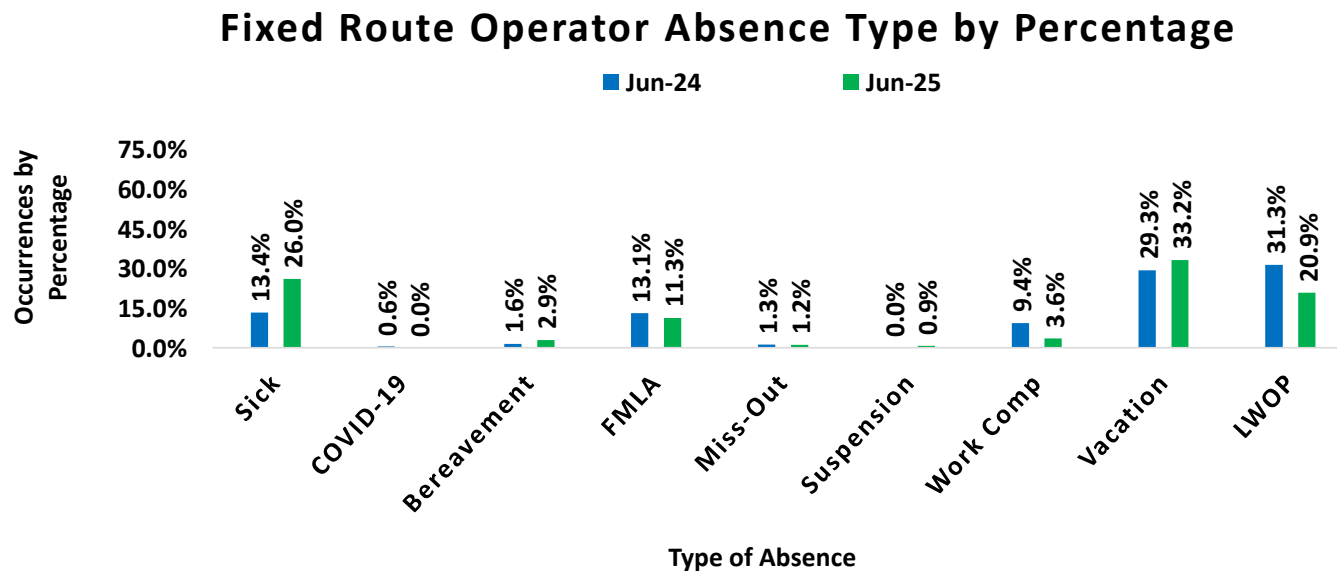
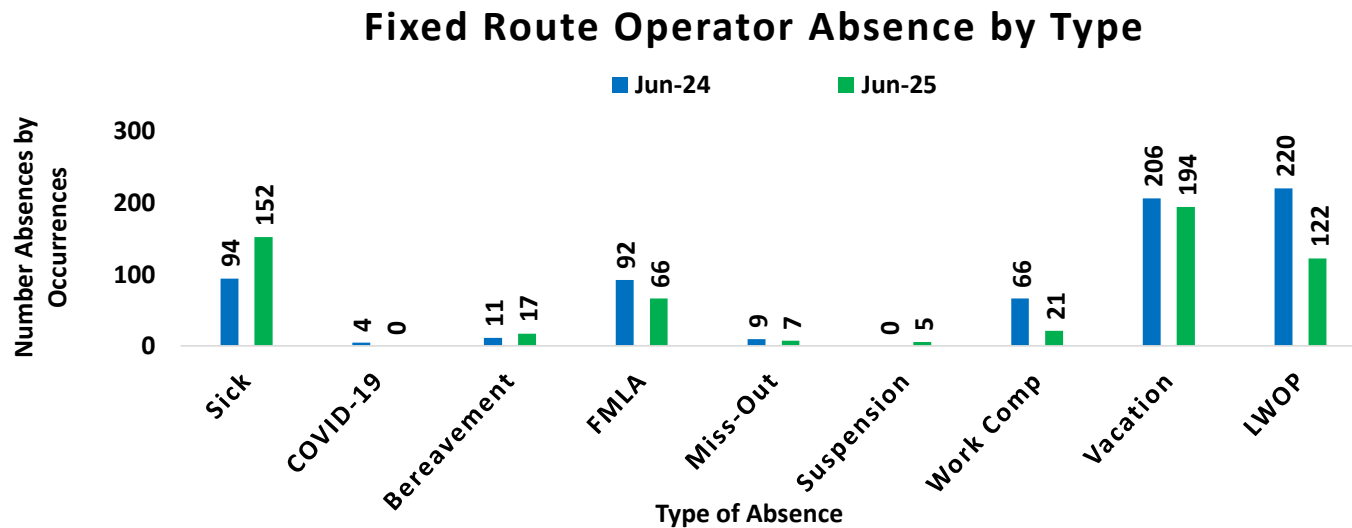


Trip: A one-way trip booked by the rider. A round trip is counted as two (2) trips.

Late Cancellation: A trip for which a rider cancels two (2) hours or less before the scheduled pick-up time.

Goal for Late Cancellations: 3% or below.

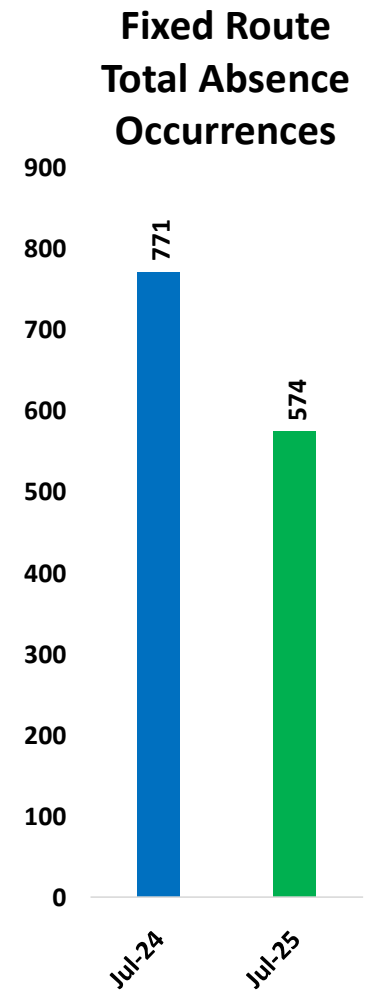
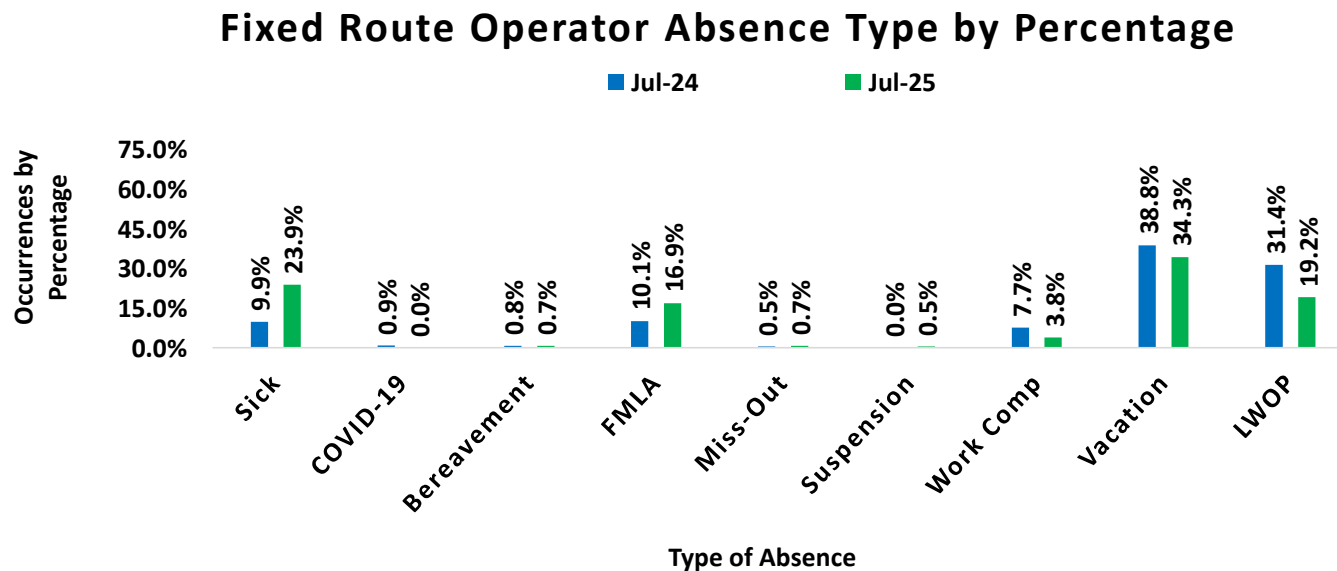
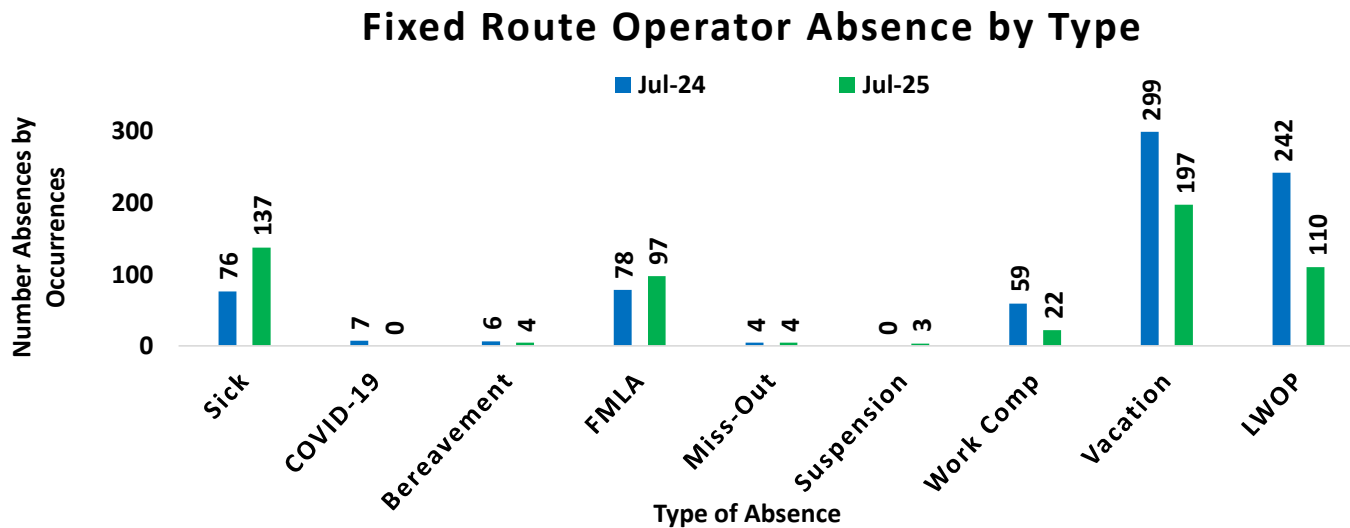
Total Trips: Total one-way trips completed.



This chart includes unplanned/unscheduled and COVID-19 absences for Fixed Route drivers.

For the month of June 2025, 19% of SunLine's fixed route operator workforce was absent when compared to June 2024 at 16%.

For the month of June 2025, workforce was at a total of 139 operators when compared to June 2024 at 143 operators.

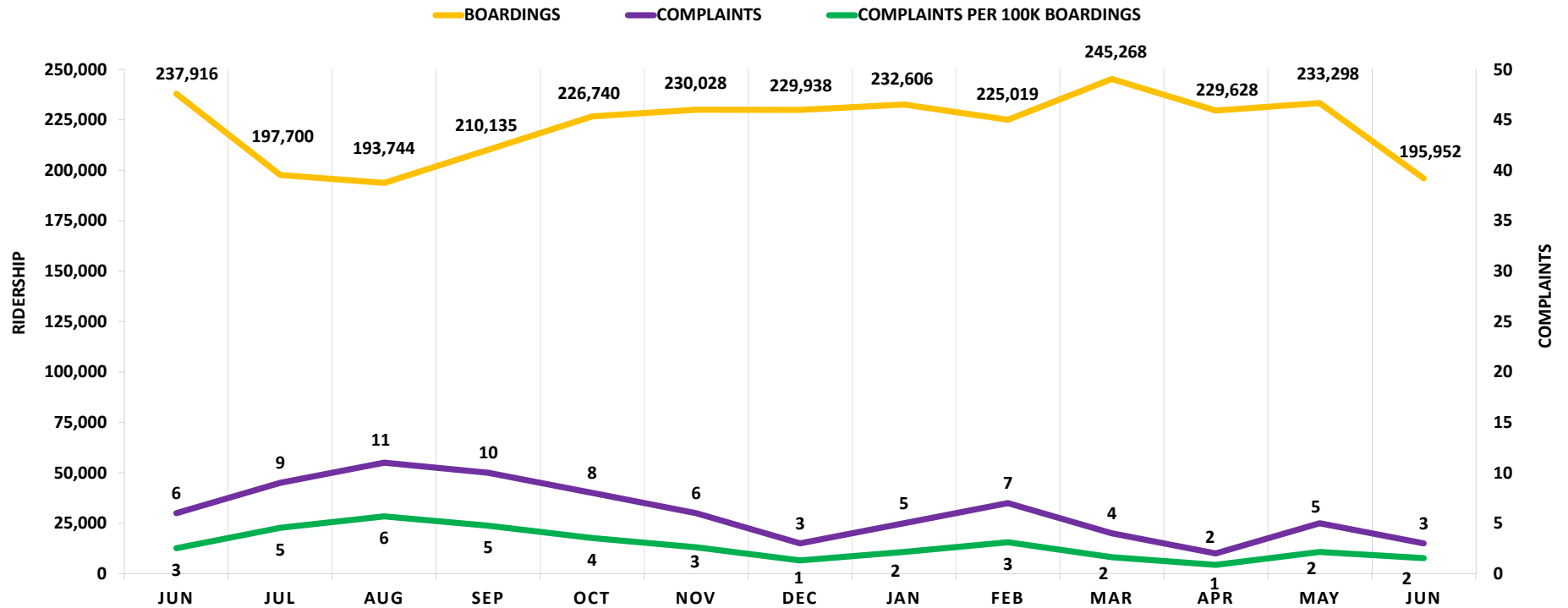


This chart includes unplanned/unscheduled and COVID-19 absences for Fixed Route drivers.

For the month of July 2025, 19% of SunLine's fixed route operator workforce was absent when compared to July 2024 at 25%.

For the month of July 2025, workforce was at a total of 135 operators when compared to July 2024 at 140 operators.

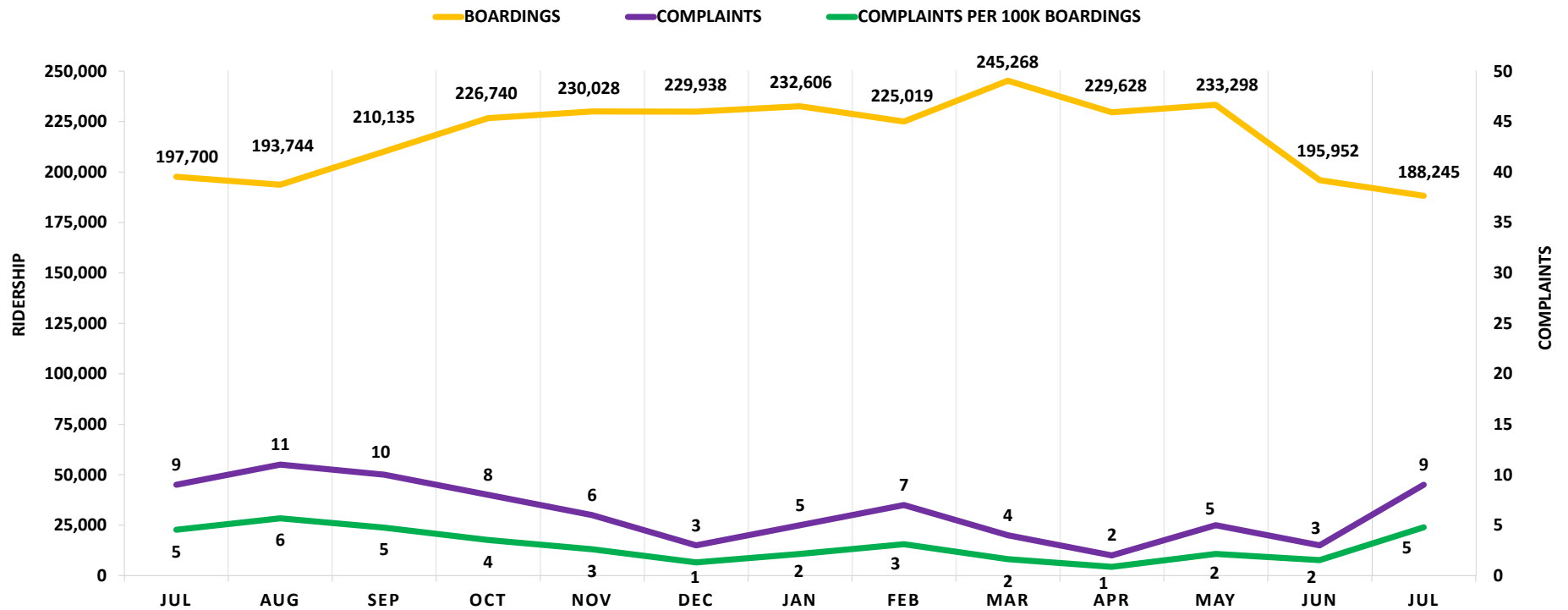
Fixed Route Customer Complaints June 2024 to June 2025



This chart represents the number of boardings and total valid complaints, as well as the number of valid complaints per 100,000 boardings for the fixed route system.

For the month of June, 99.99% of our total boardings did not receive a complaint.

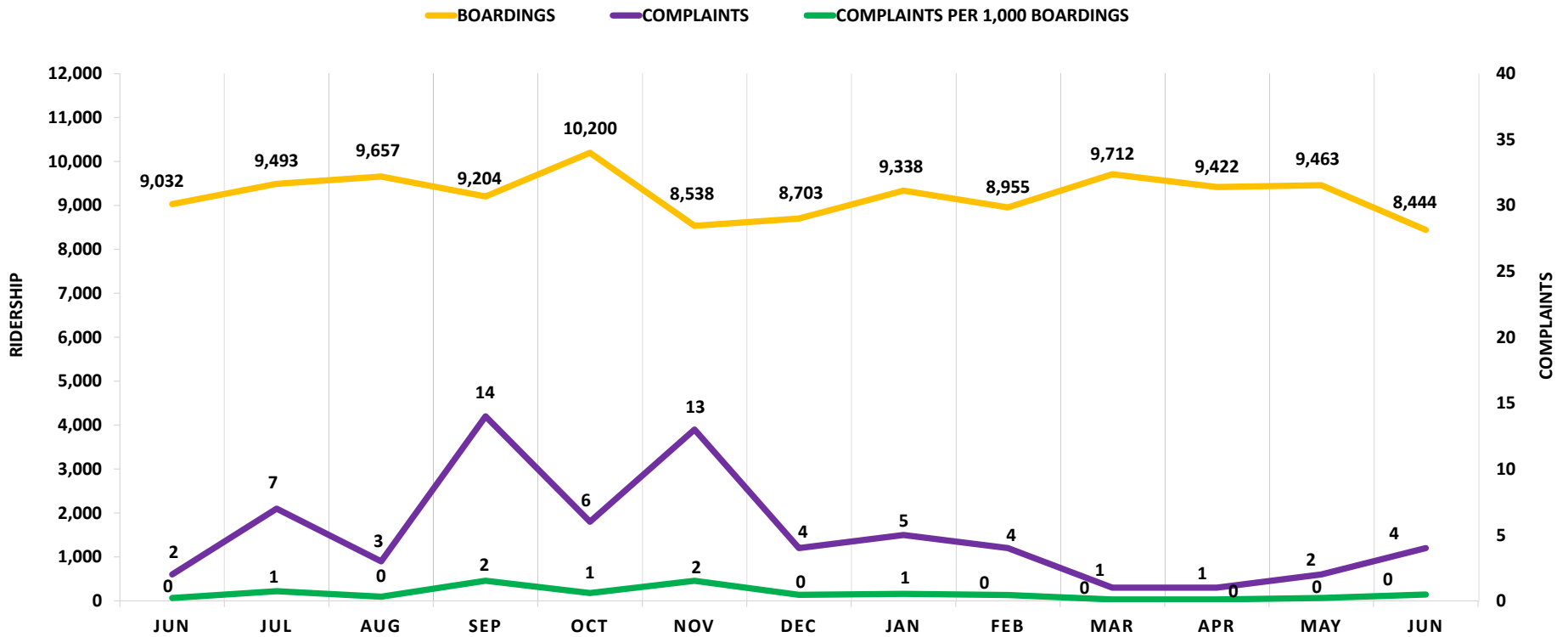
Fixed Route Customer Complaints July 2024 to July 2025



This chart represents the number of boardings and total valid complaints, as well as the number of valid complaints per 100,000 boardings for the fixed route system.

For the month of July, 99.99% of our total boardings did not receive a complaint.

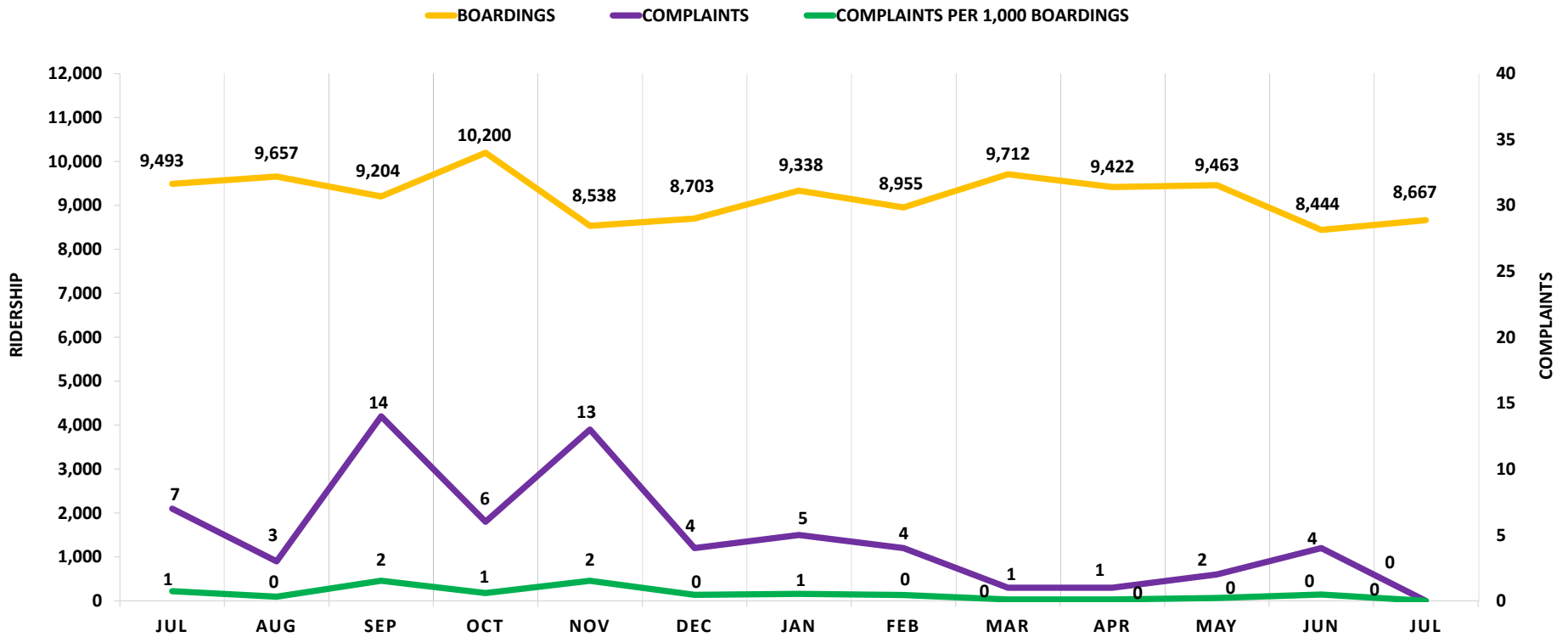
Paratransit Customer Complaints June 2024 to June 2025



This chart represents the total number of boardings and valid complaints, as well as the number of valid complaints per 1,000 boardings for the paratransit service.

For the month of June, 99.99% of our total boardings did not receive a complaint.

Paratransit Customer Complaints July 2024 to July 2025



This chart represents the total number of boardings and valid complaints, as well as the number of valid complaints per 1,000 boardings for the paratransit service.

For the month of July, 99.99% of our total boardings did not receive a complaint.

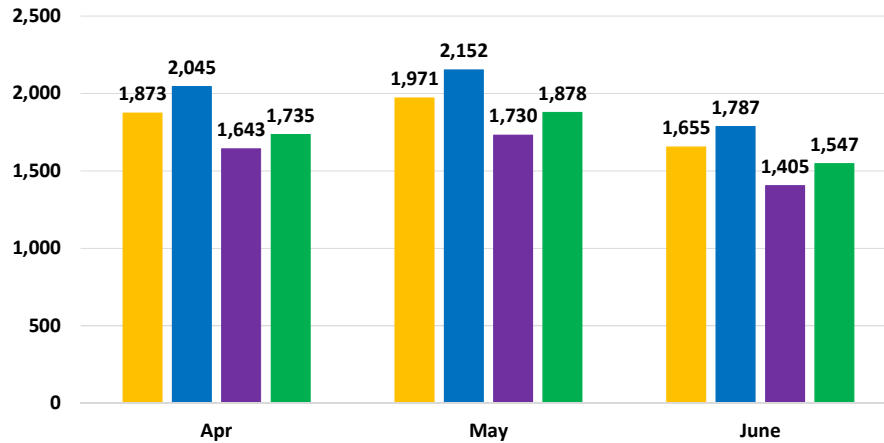
SunRide System-Wide Metrics CYTD 2025

Total Completed Trips: 11,369

Total Number of Passengers: 12,238

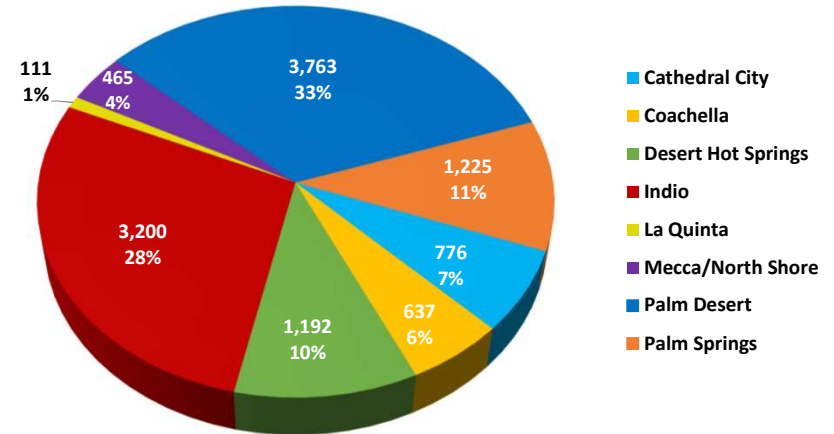
Three Month Ridership Comparison

Trips CY24 PAX CY24 Trips CY25 PAX CY25



This chart compares completed trips by passengers (PAX) for the three (3) most recent months.

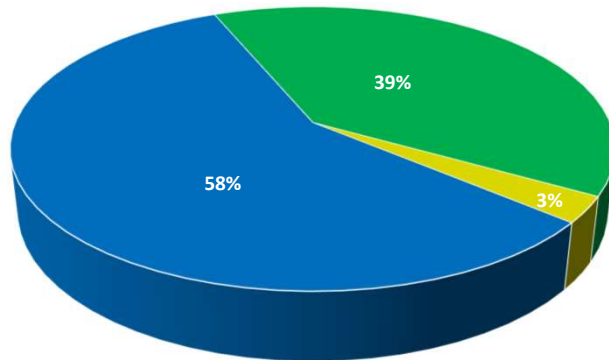
**Trips by Zone
CYTD 2025**



This pie chart illustrates the number and percentage of trips completed by each geo-fence zone for the calendar year to date (CYTD) 2025.

**SunRide Payment Method
CYTD 2025**

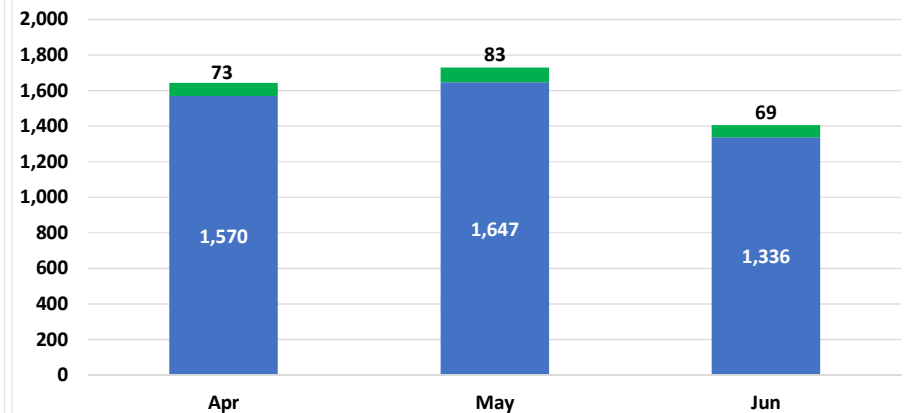
Credit Card Cash Manual Transfer Card



This pie chart illustrates the chosen method of payment for SunRide passengers by number and percentage of riders for calendar year to date (CYTD) 2025.

Trip Booking Method

App Call-In



This chart illustrates rider trip booking methods for the three (3) most recent months.



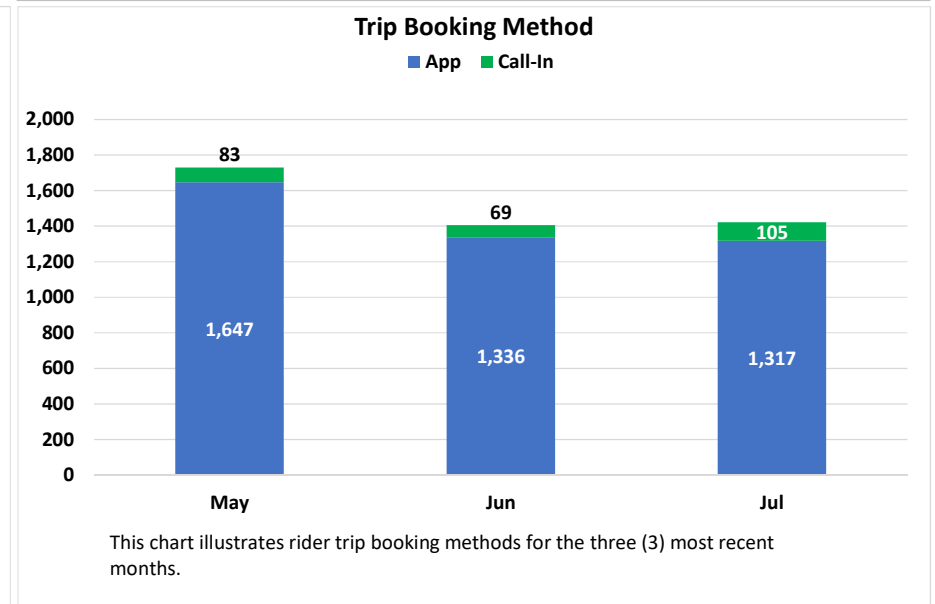
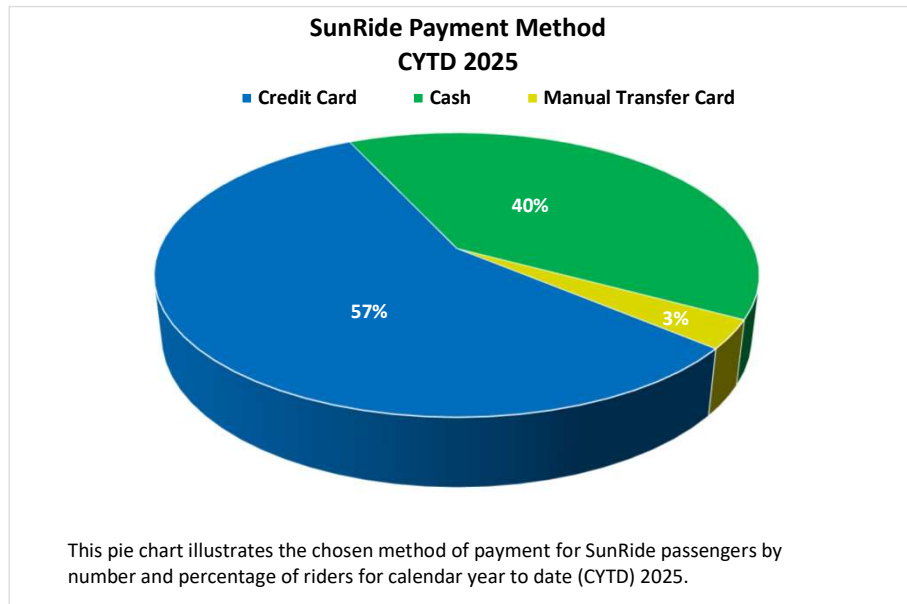
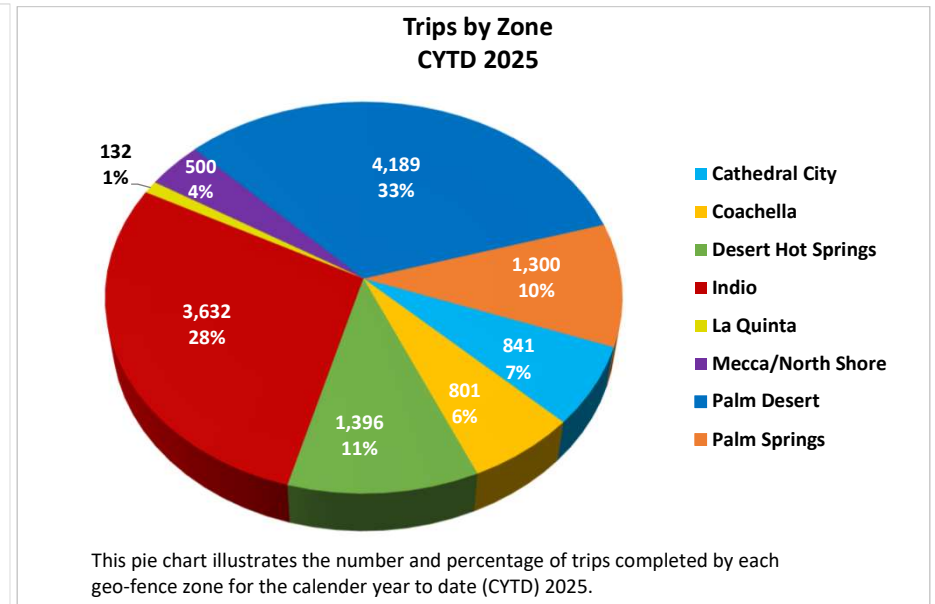
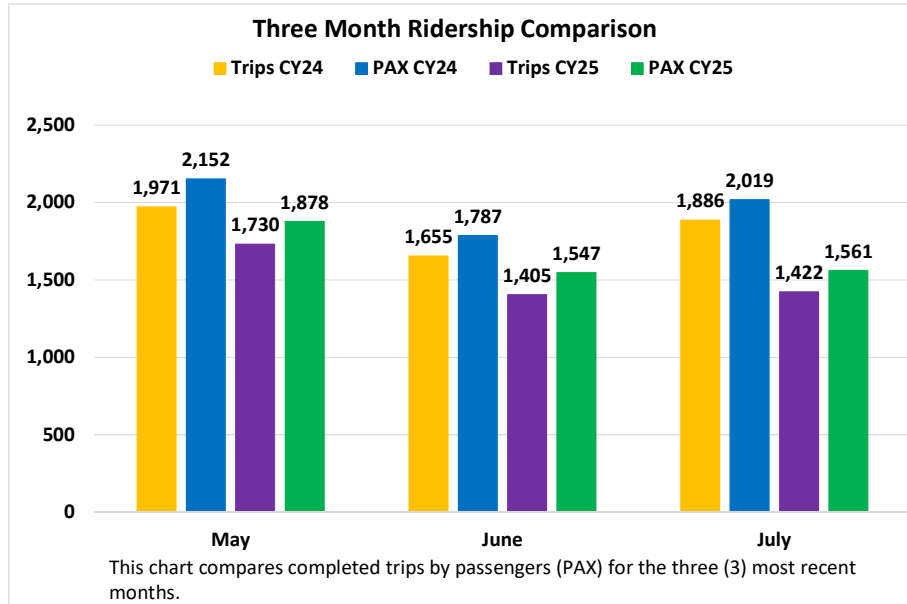
Percentage of Trips System-wide as Ridesharing: 14%.

[Based on No. of Shared Rides for the month (196) divided by Total Trips Completed (1,405).]

SunRide System-Wide Metrics CYTD 2025

Total Completed Trips: 12,791

Total Number of Passengers: 13,799



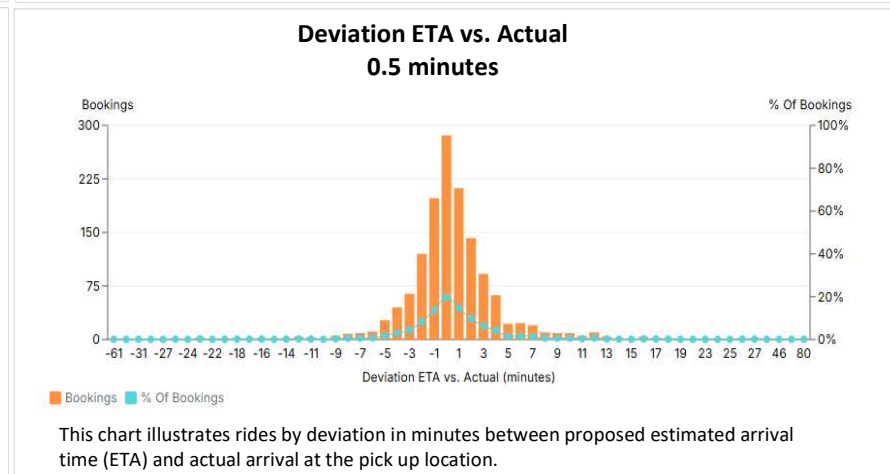
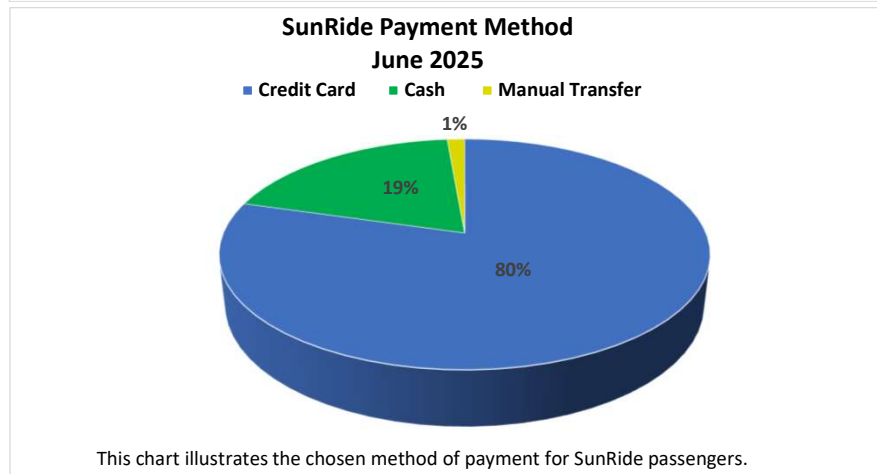
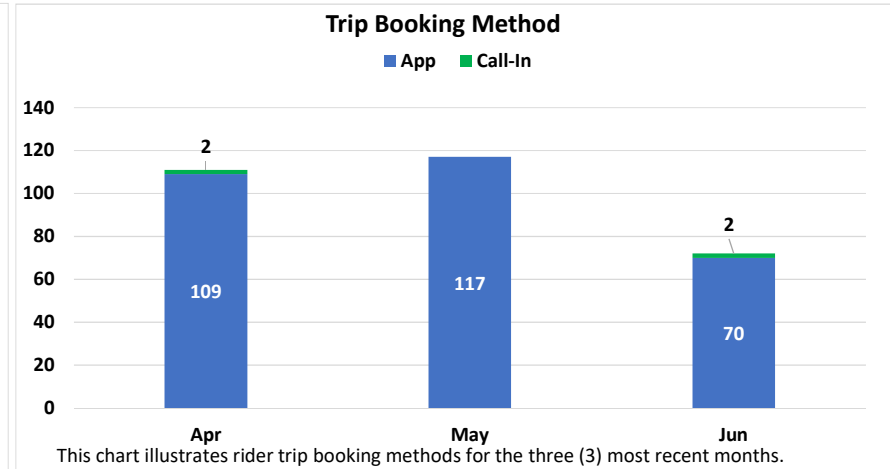
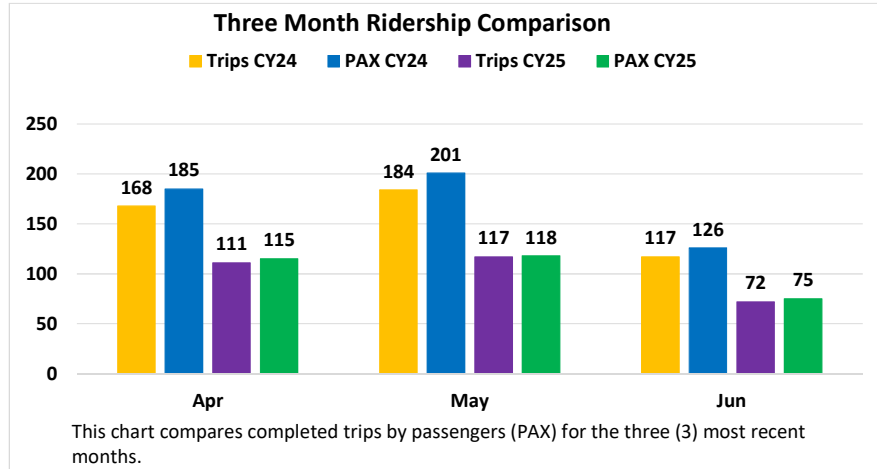
Percentage of Trips System-wide as Ridesharing: 12%.

[Based on No. of Shared Rides for the month (176) divided by Total Trips Completed (1,422).]

Cathedral City Geo-Fence Metrics CYTD 2025

Total Completed Trips: 776

Total Number of Passengers: 821



Percentage of Trips as Ridesharing: Three (3) percent.
[Based on No. of Shared Rides for the month (2) divided by Total Trips Completed (72).]

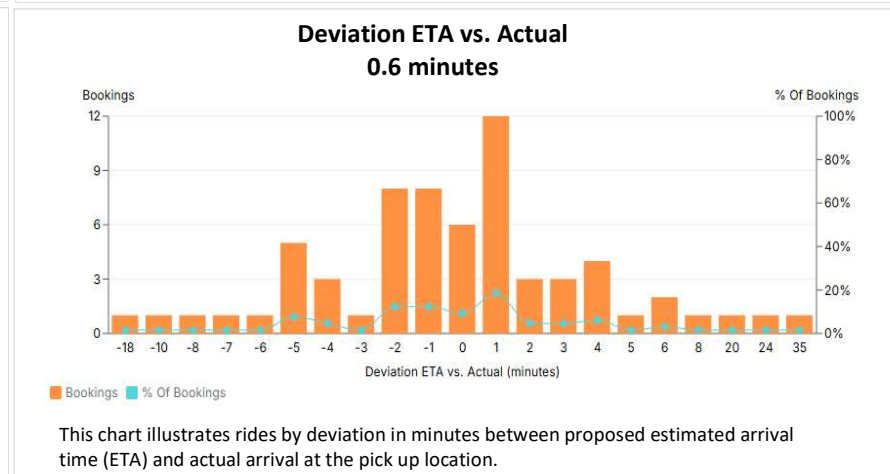
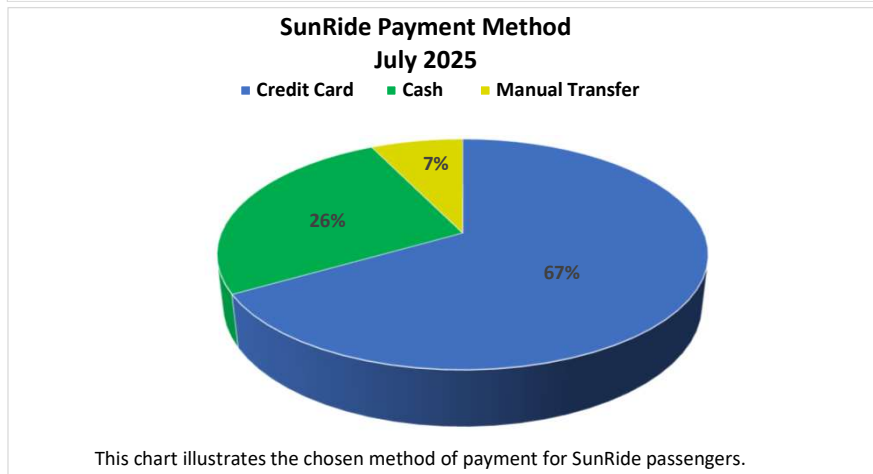
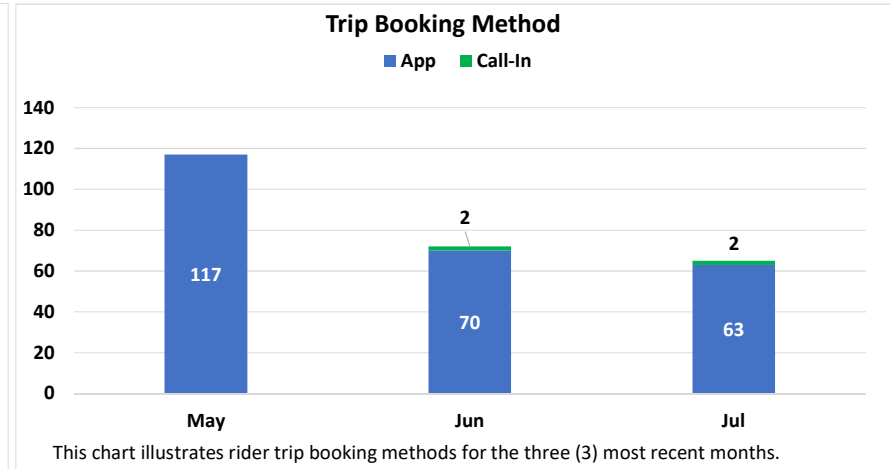
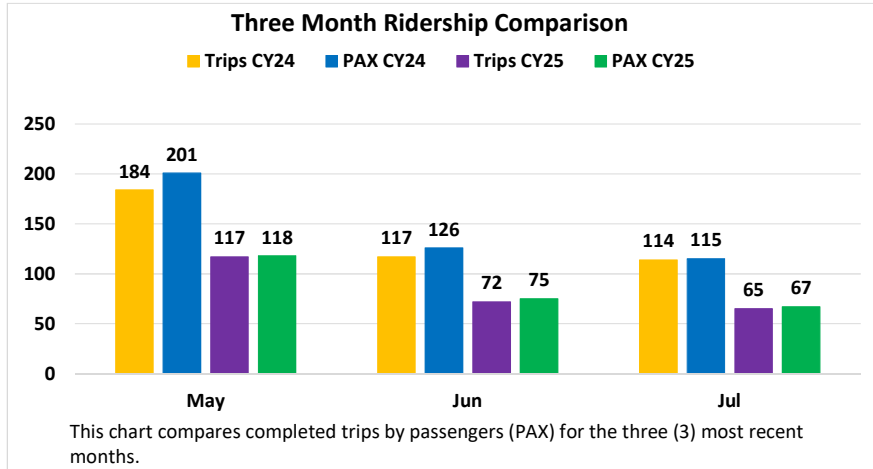
Customer Satisfaction Rating
Avg. rider trip rating 5.0
Goal: 4.5



Cathedral City Geo-Fence Metrics CYTD 2025

Total Completed Trips: 841

Total Number of Passengers: 888



Percentage of Trips as Ridesharing: Eight (8) percent.
[Based on No. of Shared Rides for the month (5) divided by Total Trips Completed (65).]

Customer Satisfaction Rating
Avg. rider trip rating 5.0
Goal: 4.5

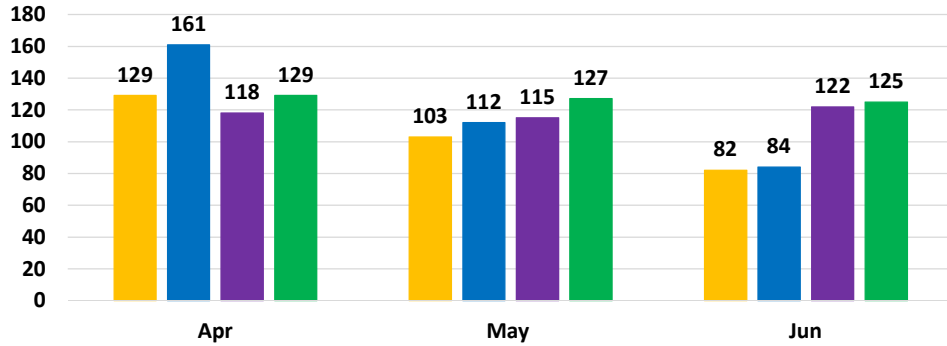


Coachella Geo-Fence Metrics CYTD 2025

Total Completed Trips: 637

Three Month Ridership Comparison

Trips CY24 PAX CY24 Trips CY25 PAX CY25

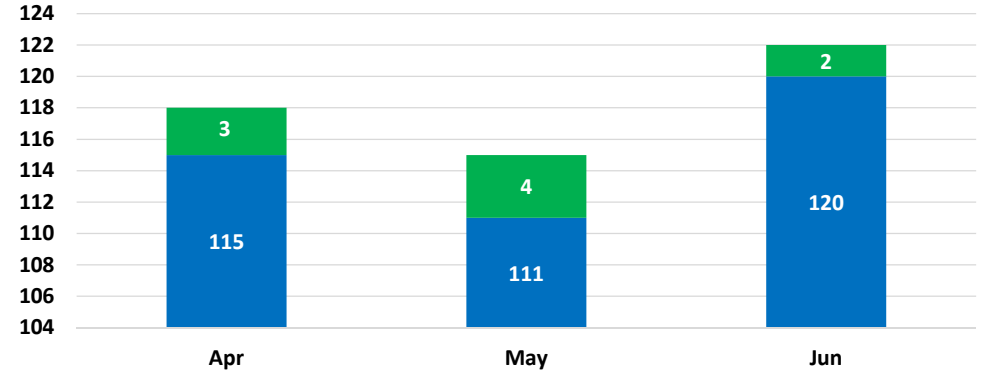


This chart compares completed trips by passengers (PAX) for the three (3) most recent months.

Total Number of Passengers: 687

Trip Booking Method

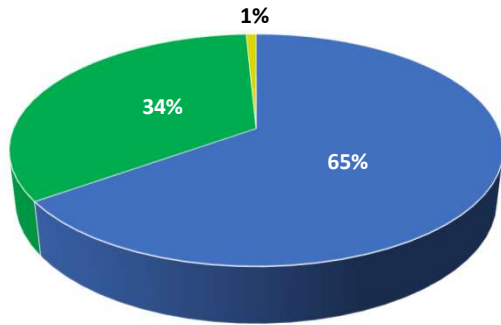
App Call-In



This chart illustrates rider trip booking methods for the three (3) most recent months.

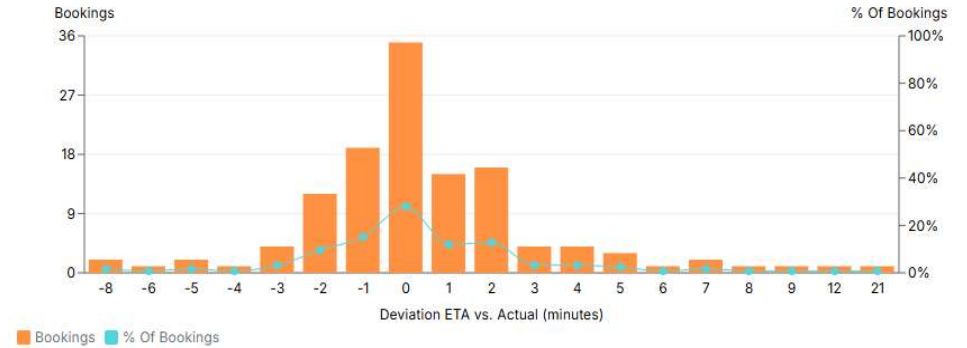
**SunRide Payment Method
June 2025**

Credit Card Cash Manual Transfer



This chart illustrates the chosen method of payment for SunRide passengers.

**Deviation ETA vs. Actual
0.5 minutes**



This chart illustrates rides by deviation in minutes between proposed estimated arrival time (ETA) and actual arrival at the pick up location.



Percentage of Trips as Ridesharing: Three (3) percent.
[Based on No. of Shared Rides for the month (4) divided by Total Trips Completed (122).]

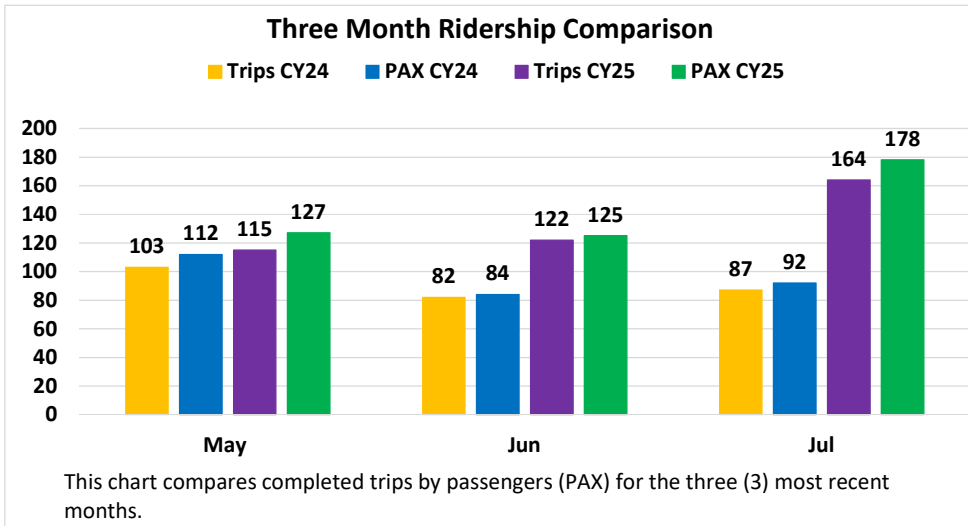
Customer Satisfaction Rating
Avg. rider trip rating: 5.0
Goal: 4.5



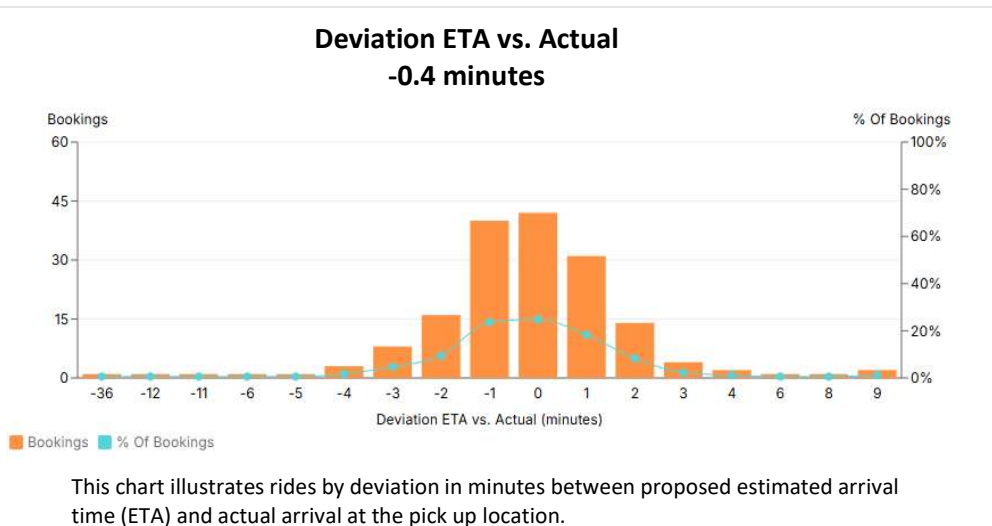
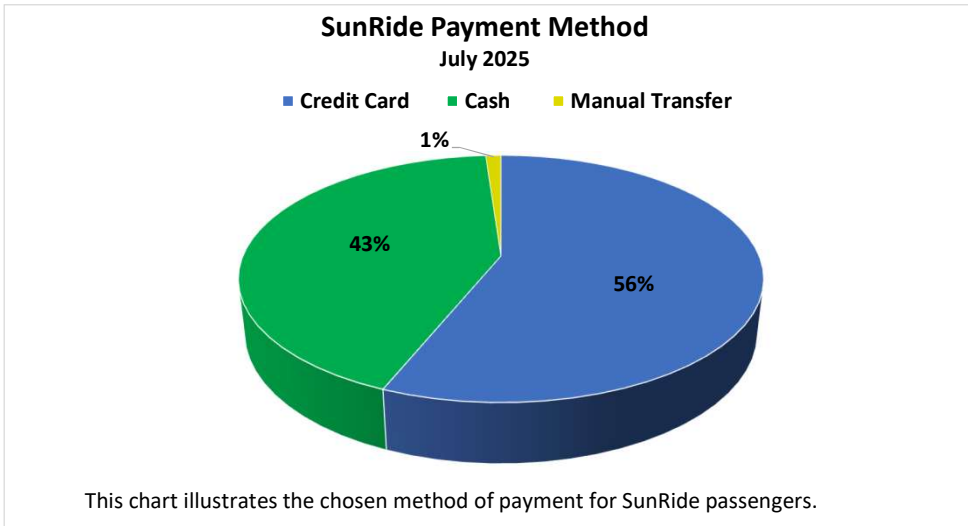
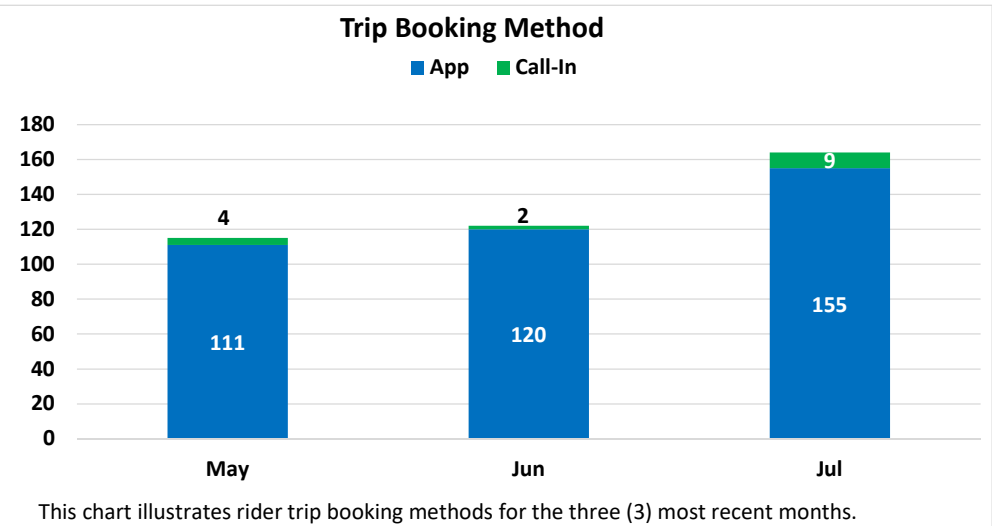
EXCEEDS GOAL!

Coachella Geo-Fence Metrics CYTD 2025

Total Completed Trips: 801



Total Number of Passengers: 865



Percentage of Trips as Ridesharing: Four (4) percent.
[Based on No. of Shared Rides for the month (6) divided by Total Trips Completed (164).]

Customer Satisfaction Rating
Avg. rider trip rating: 4.9
Goal: 4.5

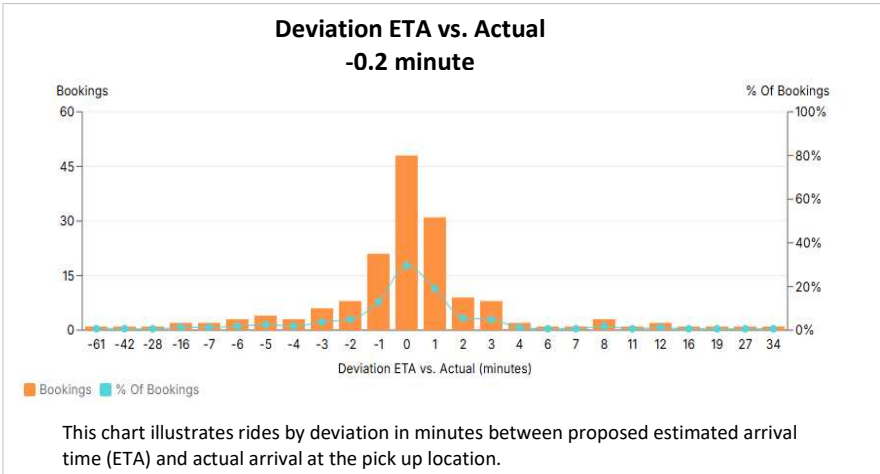
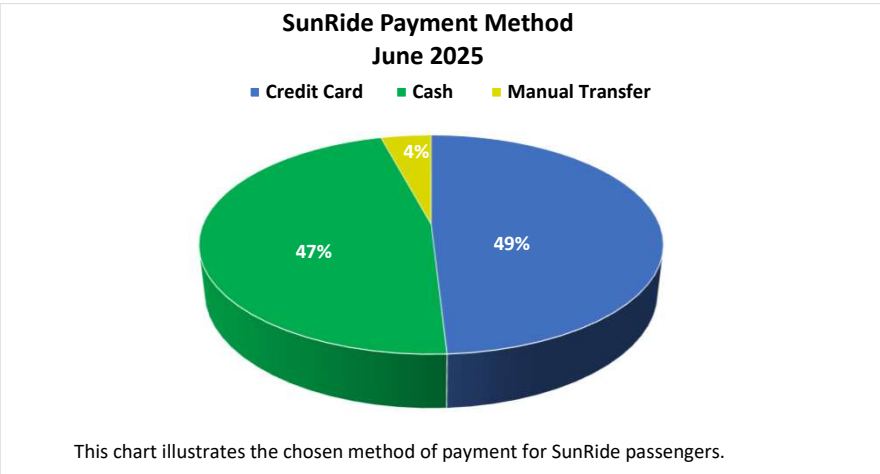
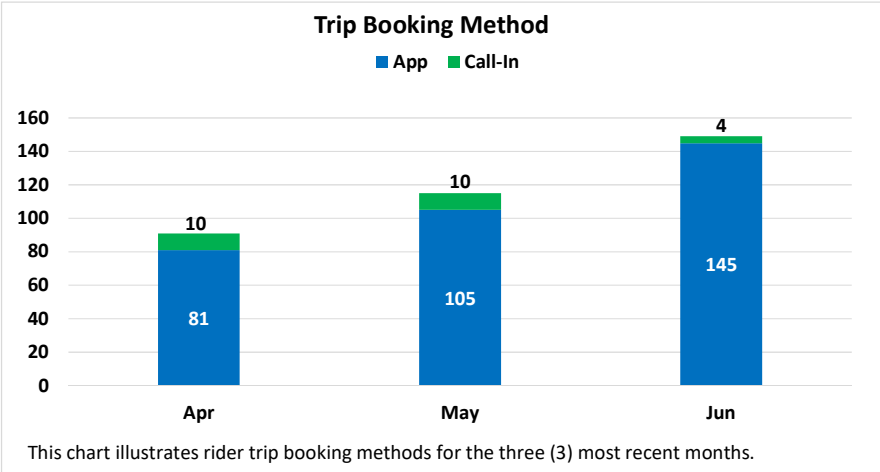
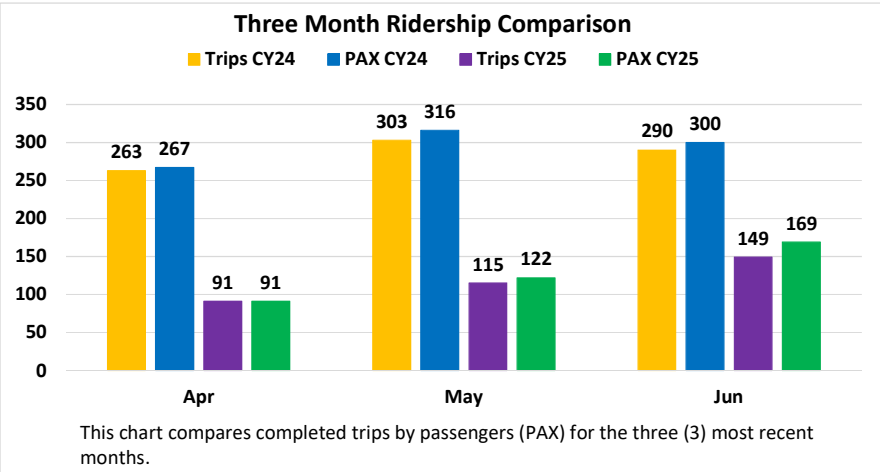


EXCEEDS GOAL!

Desert Hot Springs/Desert Edge Geo-Fence Metrics
CYTD 2025

Total Completed Trips: 1,192

Total Number of Passengers: 1,257



Percentage of Trips as Ridesharing: Ten (10) percent.
[Based on No. of Shared Rides for the month (15) divided by Total Trips Completed (149).]

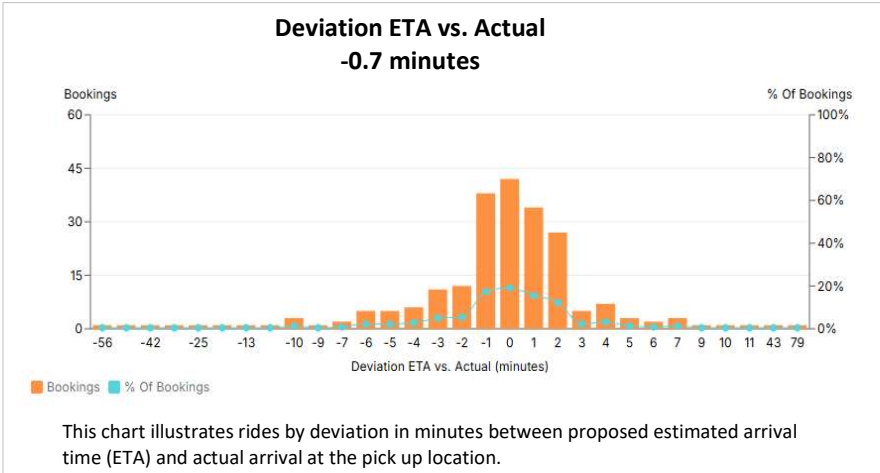
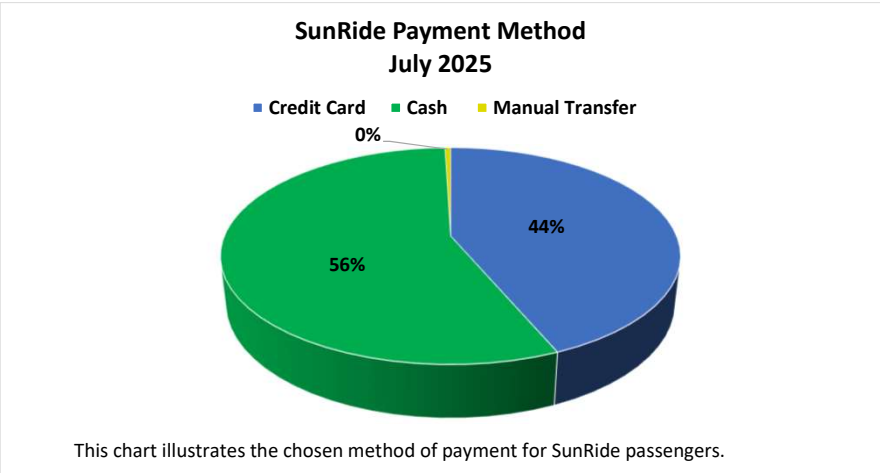
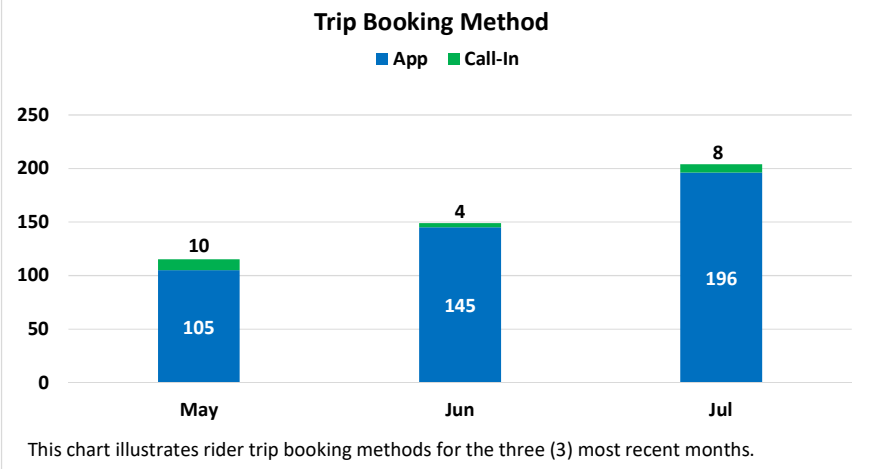
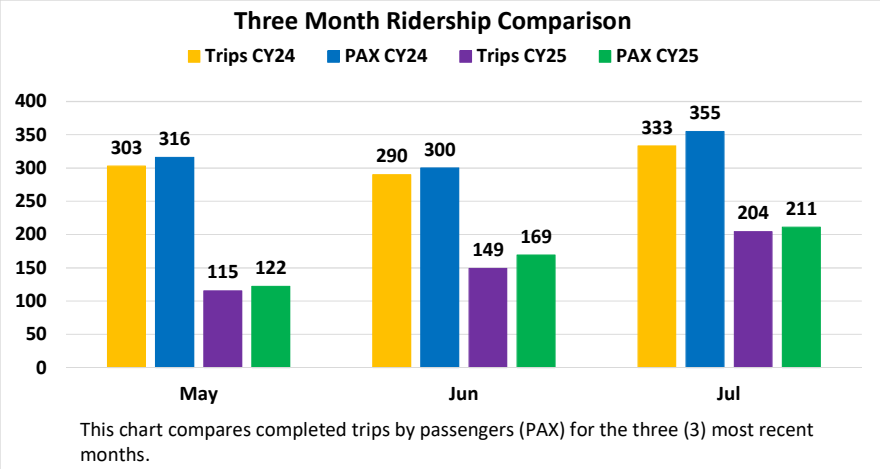
Customer Satisfaction Rating
Avg. rider trip rating 4.8
Goal: 4.5



Desert Hot Springs/Desert Edge Geo-Fence Metrics
CYTD 2025

Total Completed Trips: 1,396

Total Number of Passengers: 1,468



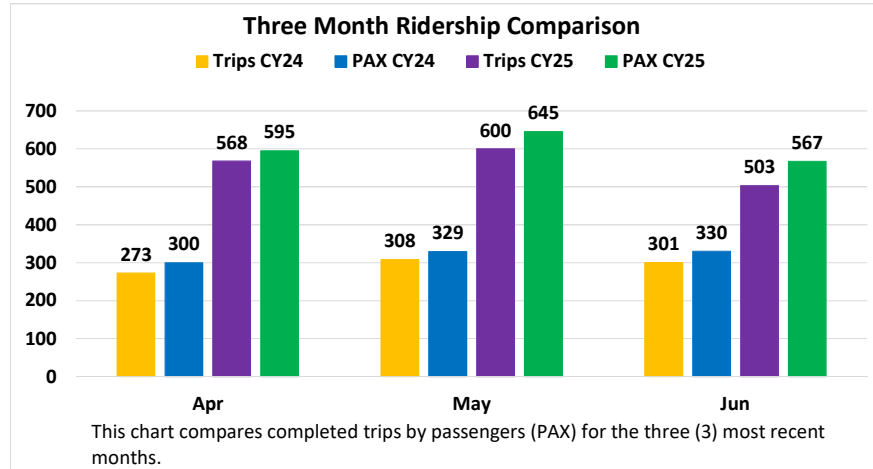
Percentage of Trips as Ridesharing: Eight (8) percent.
[Based on No. of Shared Rides for the month (16) divided by Total Trips Completed (204).]

Customer Satisfaction Rating
Avg. rider trip rating 5.0
Goal: 4.5

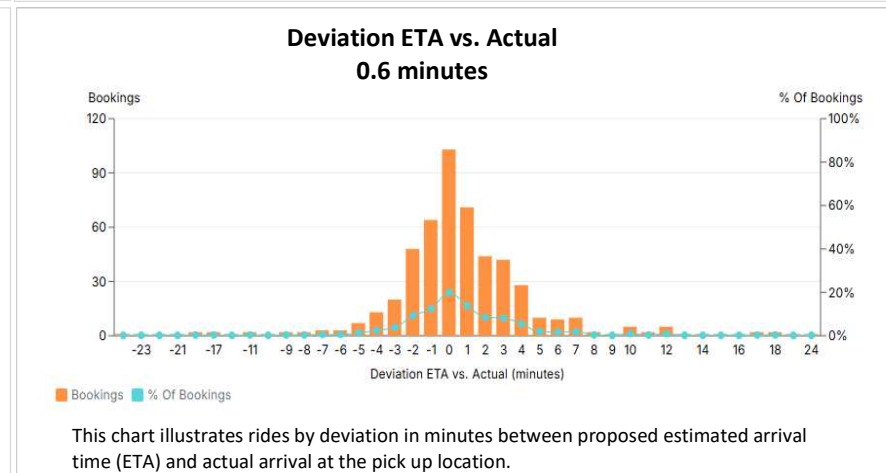
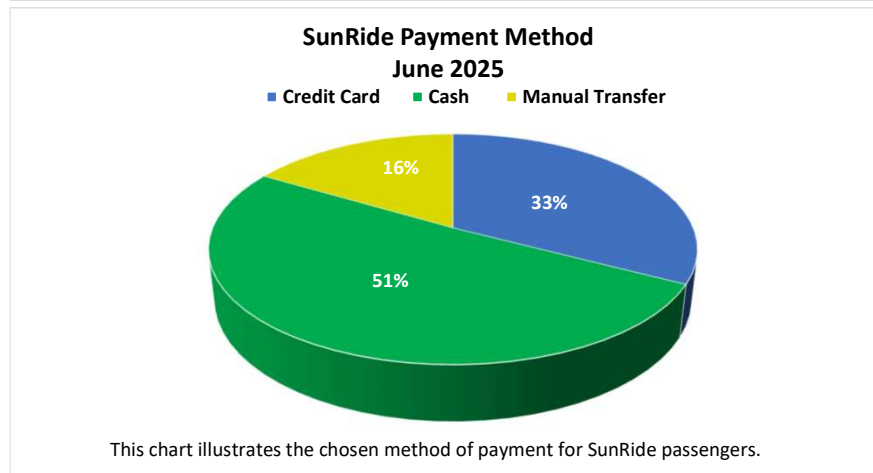
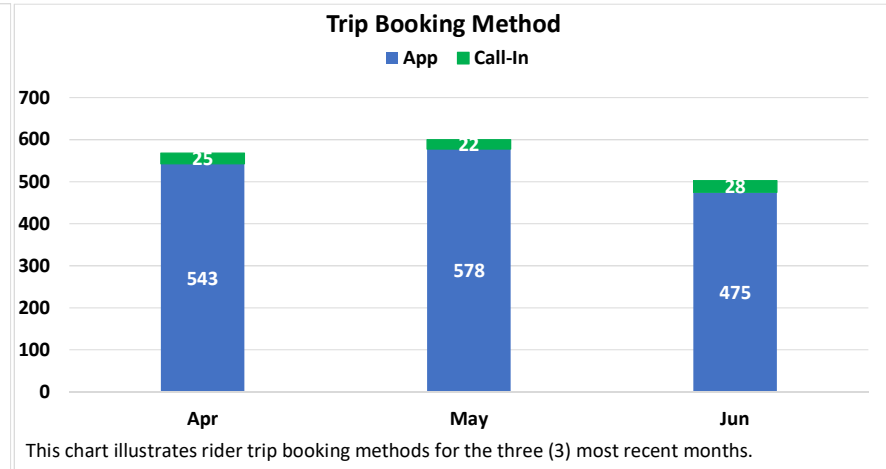


Indio Geo-Fence Metrics CYTD 2025

Total Completed Trips: 3,200



Total Number of Passengers: 3,449



Percentage of Trips as Ridesharing: 17%.

[Based on No. of Shared Rides for the month (88) divided by Total Trips Completed (503).]

Customer Satisfaction Rating

Avg. rider trip rating 4.9

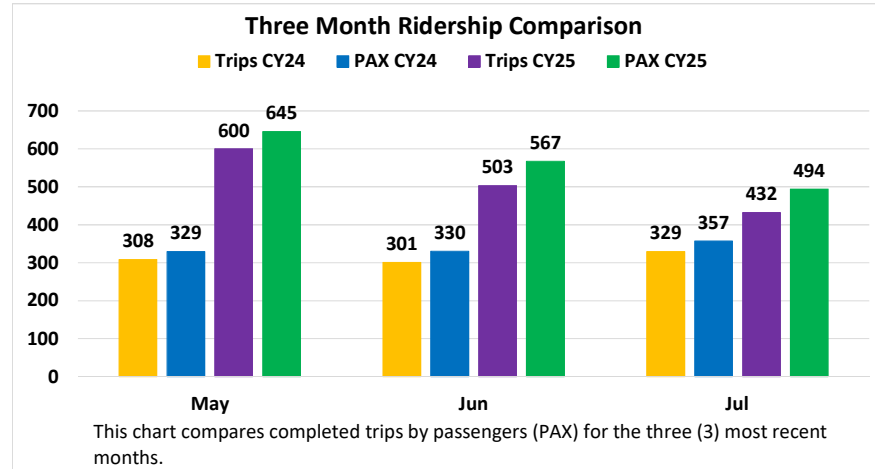
Goal: 4.5



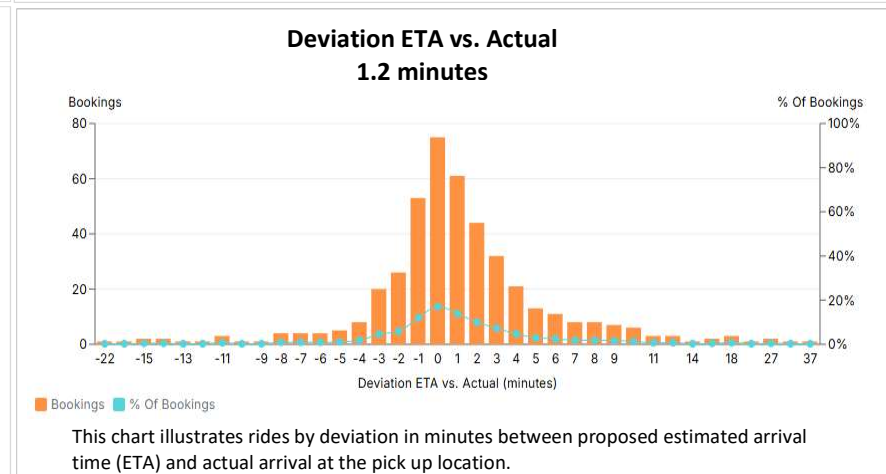
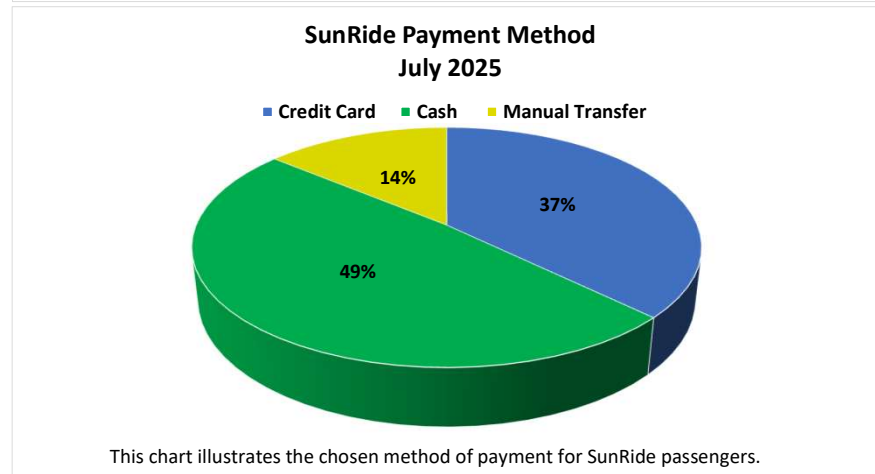
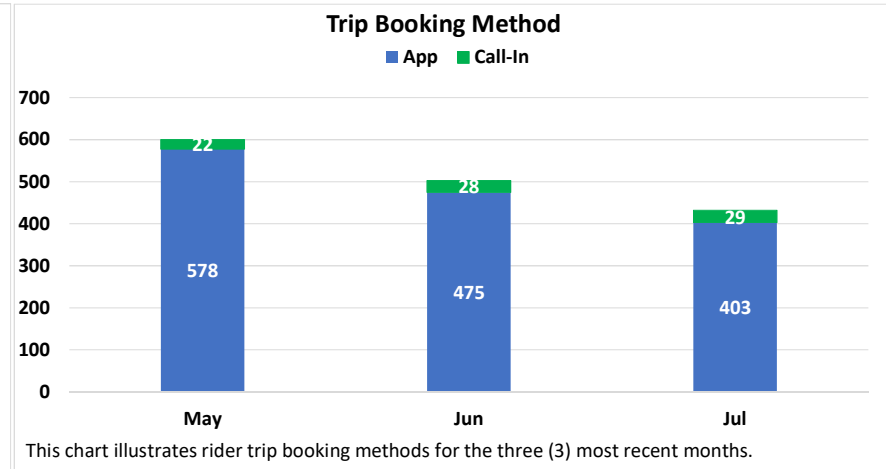
EXCEEDS GOAL

Indio Geo-Fence Metrics CYTD 2025

Total Completed Trips: 3,632



Total Number of Passengers: 3,943



Percentage of Trips as Ridesharing: 87%.

[Based on No. of Shared Rides for the month (79) divided by Total Trips Completed (432).]

Customer Satisfaction Rating

Avg. rider trip rating 4.6

Goal: 4.5



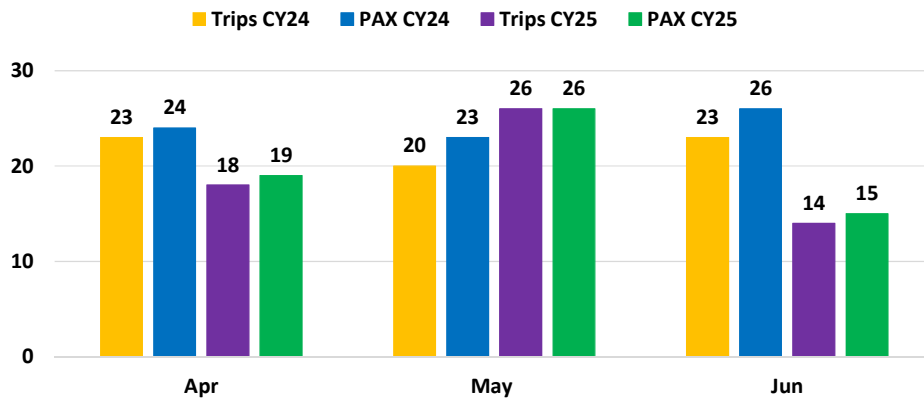
EXCEEDS GOAL

La Quinta Geo-Fence Metrics CYTD 2025

Total Completed Trips: 111

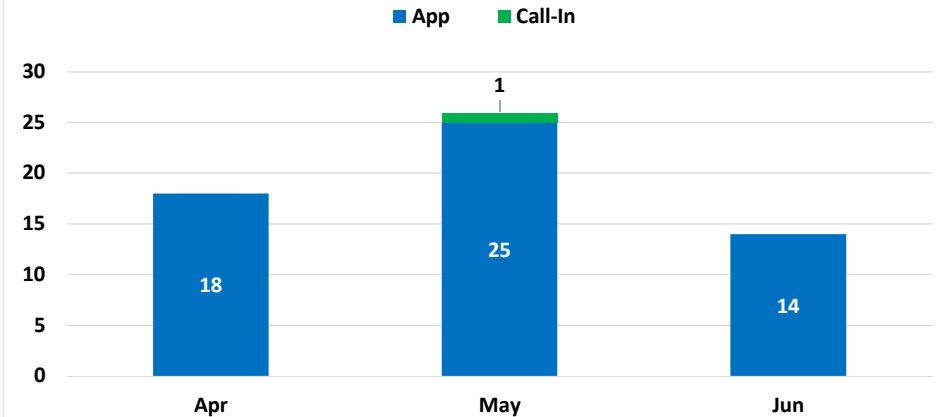
Total Number of Passengers: 114

Three Month Ridership Comparison



This chart compares completed trips by passengers (PAX) for the three (3) most recent months.

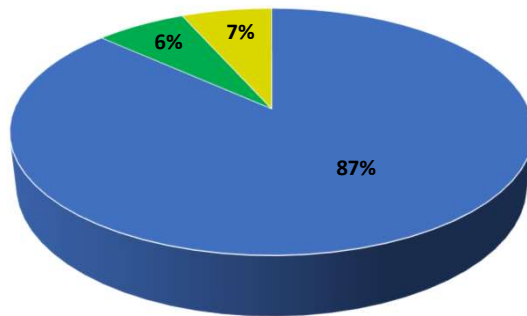
Trip Booking Method



This chart illustrates rider trip booking methods for the month.

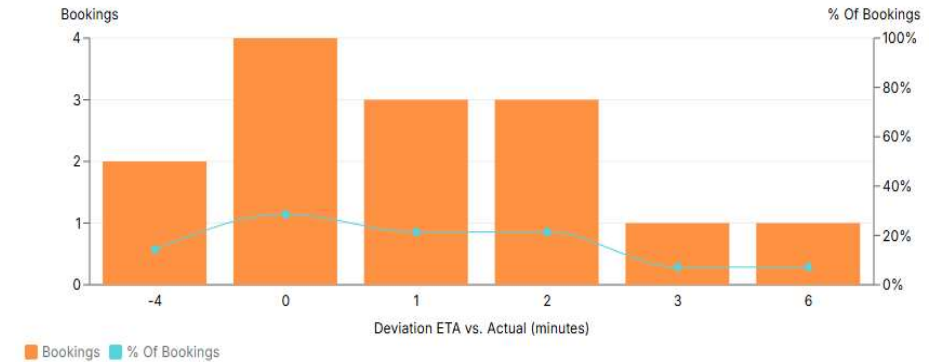
**SunRide Payment Method
June 2025**

■ Credit Card ■ Cash ■ Manual Transfer



This chart illustrates the chosen method of payment for SunRide passengers.

**Deviation ETA vs. Actual
0.6 minutes**



This chart illustrates rides by deviation in minutes between proposed estimated arrival time (ETA) and actual arrival at the pick up location.



Percentage of Trips as Ridesharing: Zero (0) percent.

[Based on No. of Shared Rides for the month (0) divided by Total Trips Completed (14).]

Customer Satisfaction Rating

Avg. rider trip rating: 5.0

Goal: 4.5

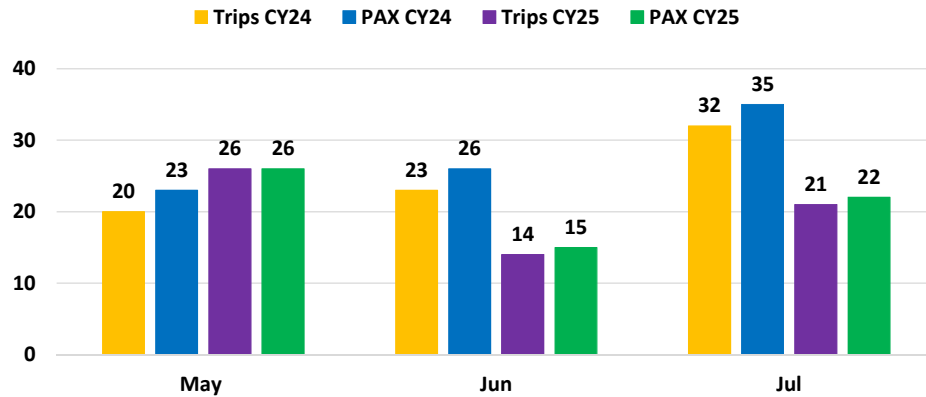


La Quinta Geo-Fence Metrics CYTD 2025

Total Completed Trips: 132

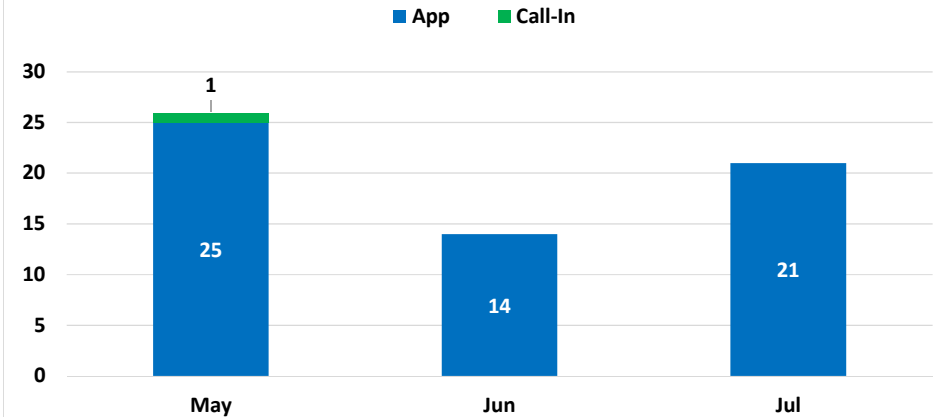
Total Number of Passengers: 136

Three Month Ridership Comparison



This chart compares completed trips by passengers (PAX) for the three (3) most recent months.

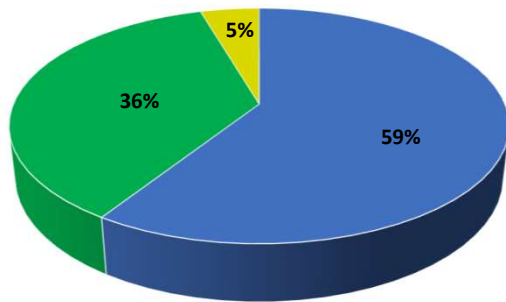
Trip Booking Method



This chart illustrates rider trip booking methods for the month.

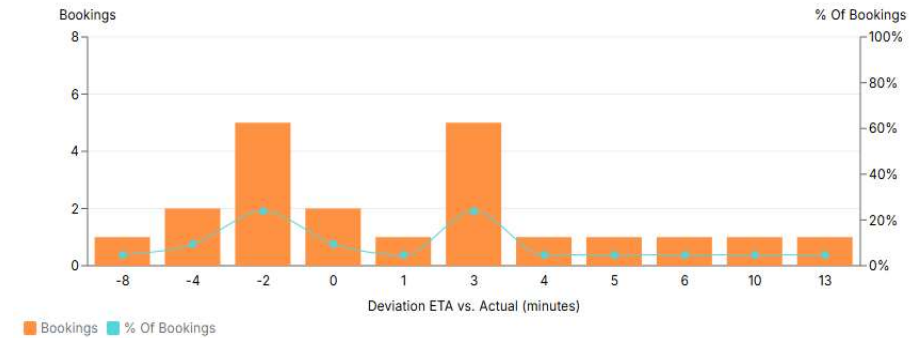
**SunRide Payment Method
July 2025**

■ Credit Card ■ Cash ■ Manual Transfer



This chart illustrates the chosen method of payment for SunRide passengers.

**Deviation ETA vs. Actual
1.3 minutes**



This chart illustrates rides by deviation in minutes between proposed estimated arrival time (ETA) and actual arrival at the pick up location.



Percentage of Trips as Ridesharing: Zero (0) percent.

[Based on No. of Shared Rides for the month (0) divided by Total Trips Completed (21).]

Customer Satisfaction Rating

Avg. rider trip rating: 5.0

Goal: 4.5

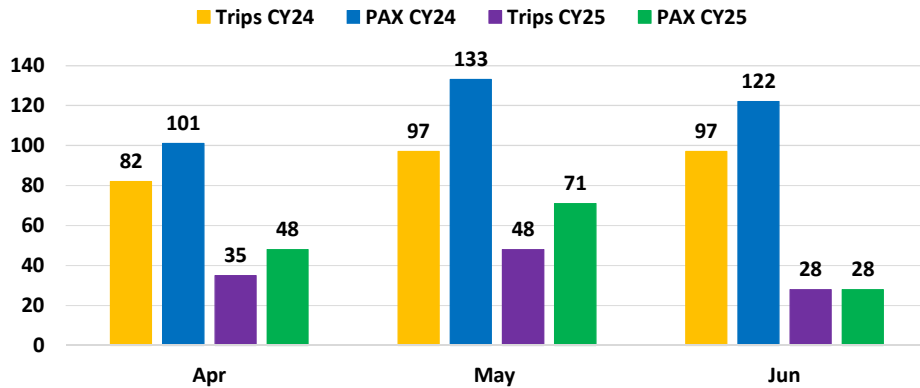


Mecca/North Shore Geo-Fence Metrics CYTD 2025

Total Completed Trips: 465

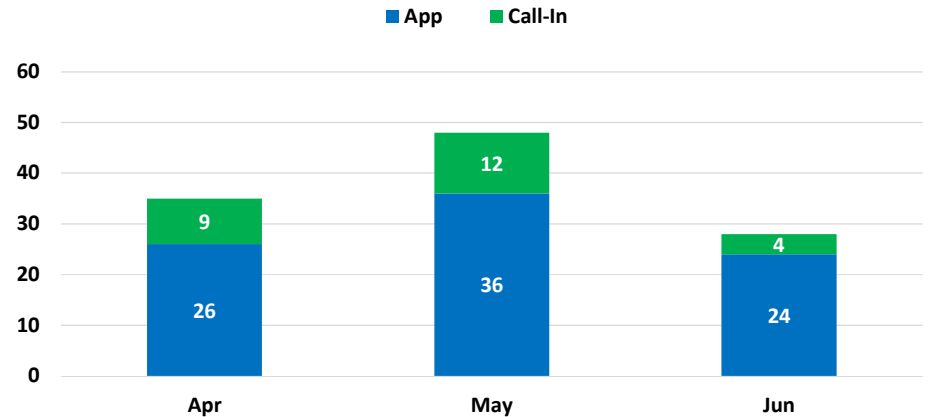
Total Number of Passengers: 574

Three Month Ridership Comparison



This chart compares completed trips by passengers (PAX) for the three (3) most recent months.

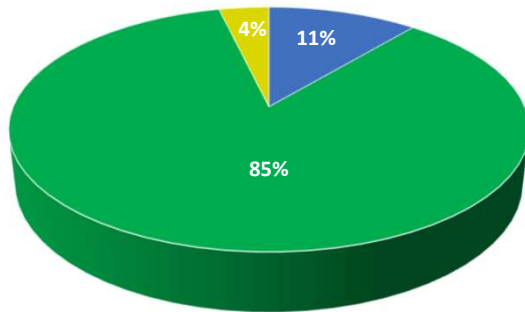
Trip Booking Method



This chart illustrates rider trip booking methods for the three (3) most recent months.

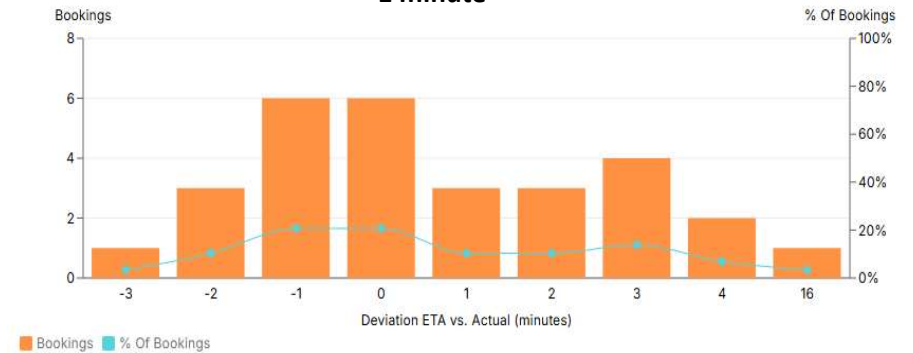
SunRide Payment Method June 2025

■ Credit Card ■ Cash ■ Manual Transfer



This chart illustrates the chosen method of payment for SunRide passengers.

Deviation ETA vs. Actual 1 minute



This chart illustrates rides by deviation in minutes between proposed estimated arrival time (ETA) and actual arrival at the pick up location.



Percentage of Trips as Ridesharing: Zero (0) percent.
[Based on No. of Shared Rides for the month (0) divided by Total Trips Completed (28).]

Customer Satisfaction Rating
Avg. rider trip rating: 5.0
Goal: 4.5



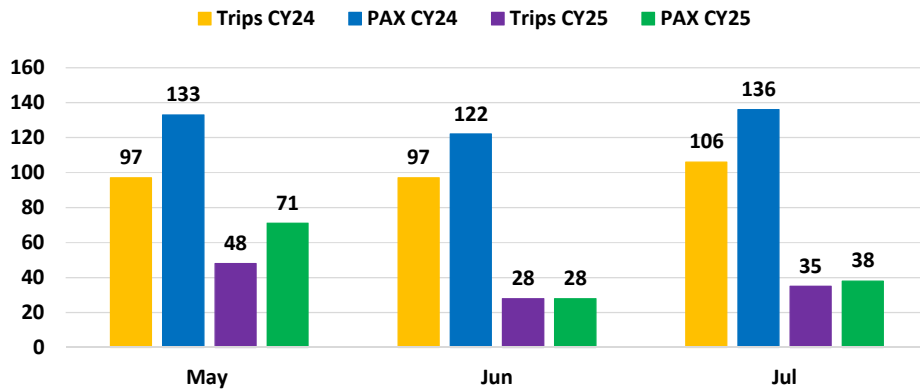
Exceeds Goal

Mecca/North Shore Geo-Fence Metrics CYTD 2025

Total Completed Trips: 500

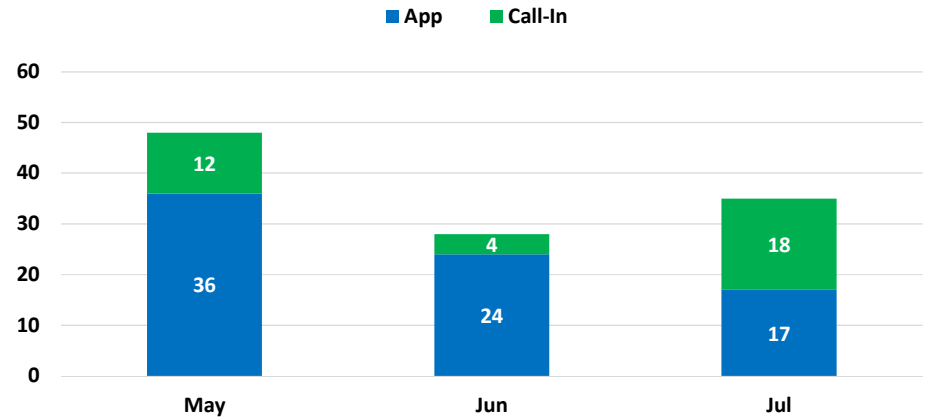
Total Number of Passengers: 612

Three Month Ridership Comparison



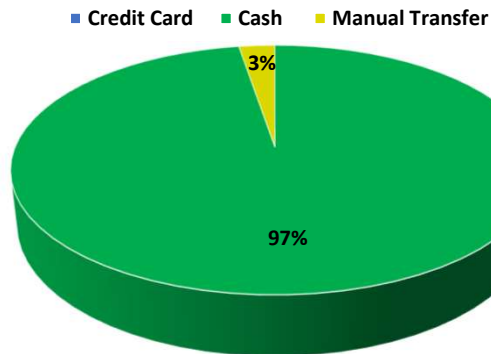
This chart compares completed trips by passengers (PAX) for the three (3) most recent months.

Trip Booking Method



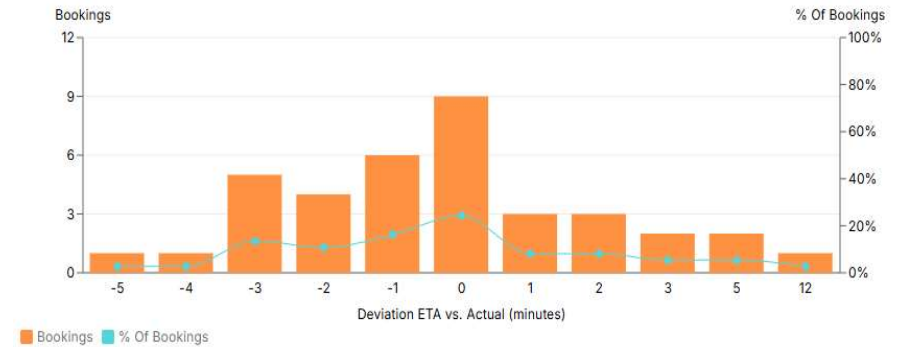
This chart illustrates rider trip booking methods for the three (3) most recent months.

SunRide Payment Method July 2025



This chart illustrates the chosen method of payment for SunRide passengers.

Deviation ETA vs. Actual 0.1 minutes



This chart illustrates rides by deviation in minutes between proposed estimated arrival time (ETA) and actual arrival at the pick up location.



Percentage of Trips as Ridesharing: 11%.

[Based on No. of Shared Rides for the month (4) divided by Total Trips Completed (35).]

Customer Satisfaction Rating

Avg. rider trip rating: 5.0

Goal: 4.5

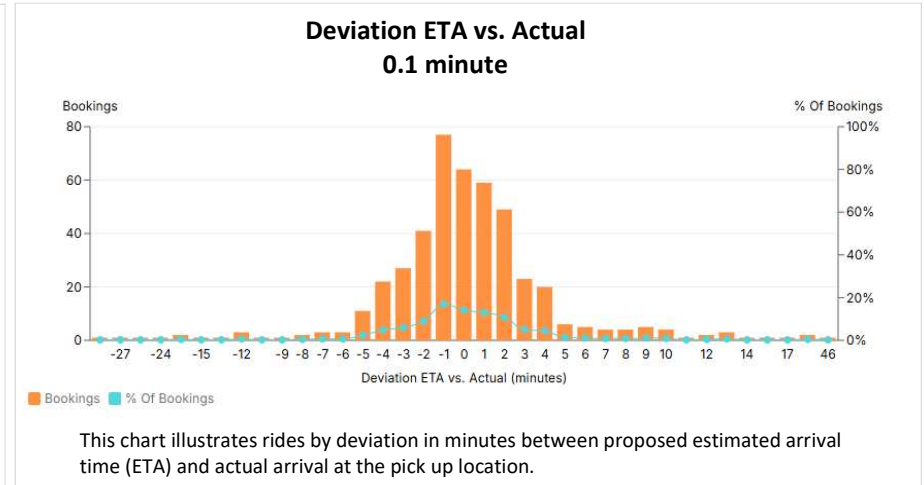
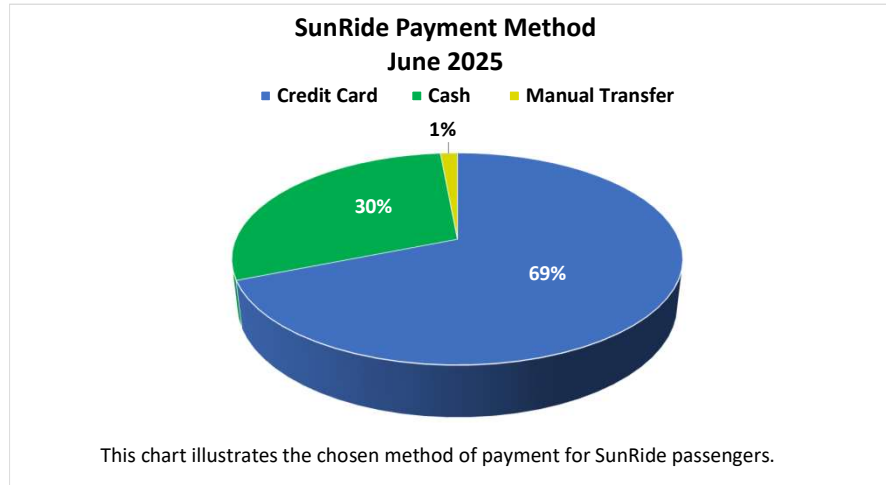
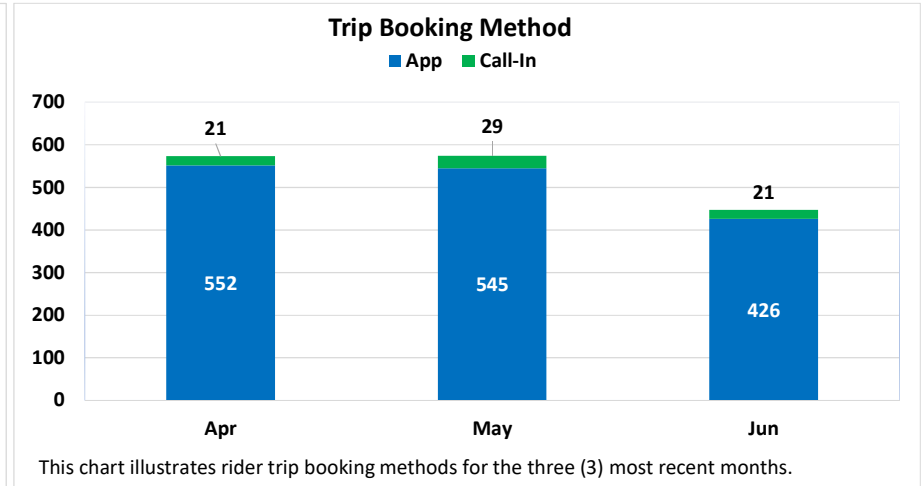
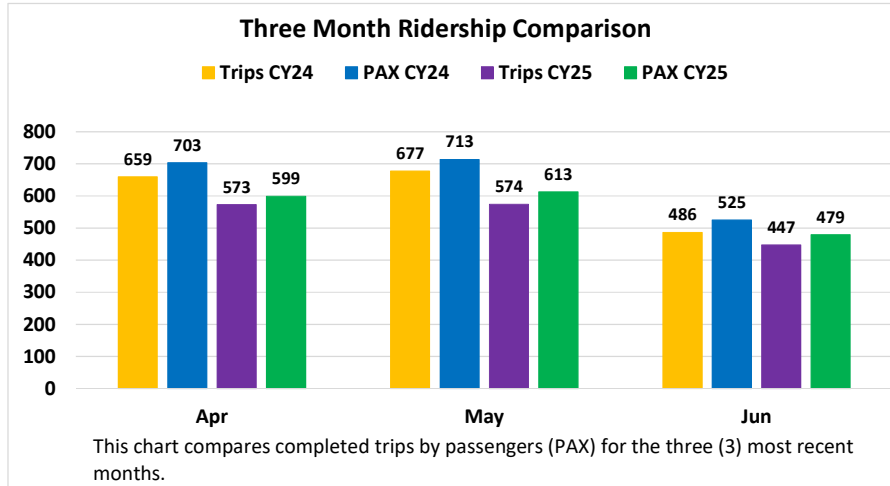


Exceeds Goal

Palm Desert Geo-Fence Metrics CYTD 2025

Total Completed Trips: 3,763

Total Number of Passengers: 3,968



Percentage of Trips as Ridesharing: 18%.

[Based on No. of Shared Rides for the month (81) divided by Total Trips Completed (447).]

Customer Satisfaction Rating

Avg. rider trip rating: 4.9
Goal: 4.5

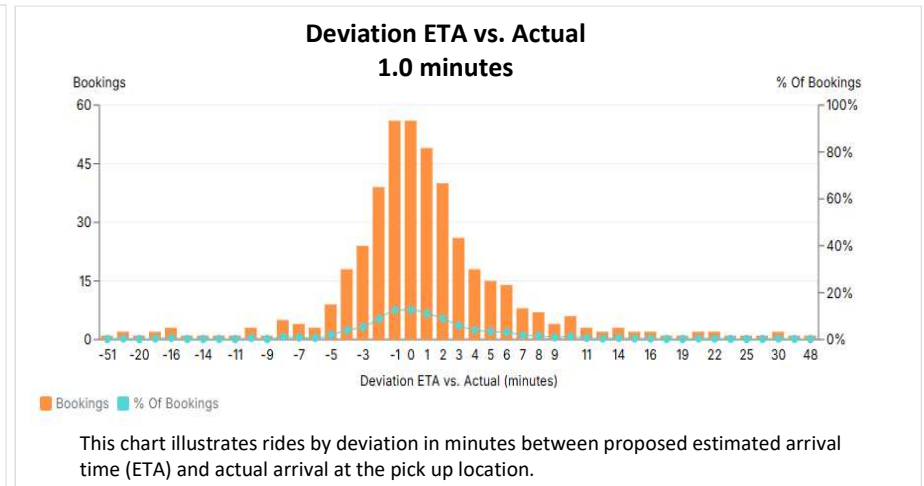
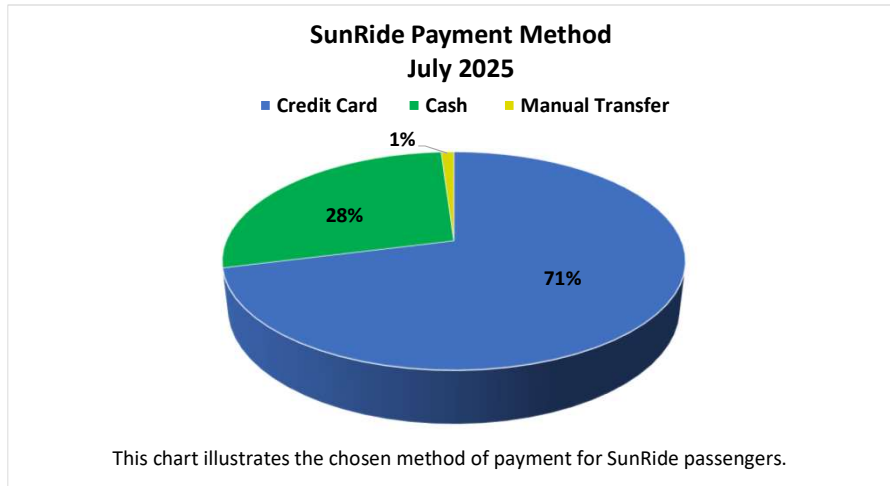
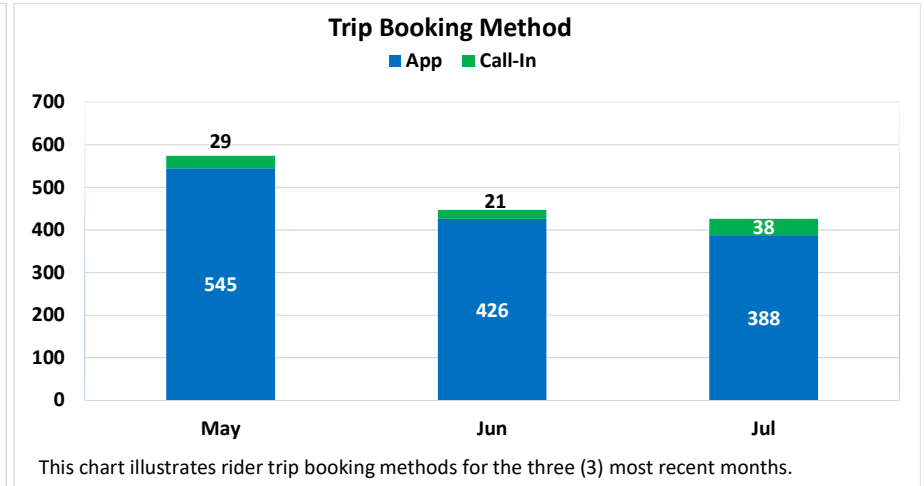
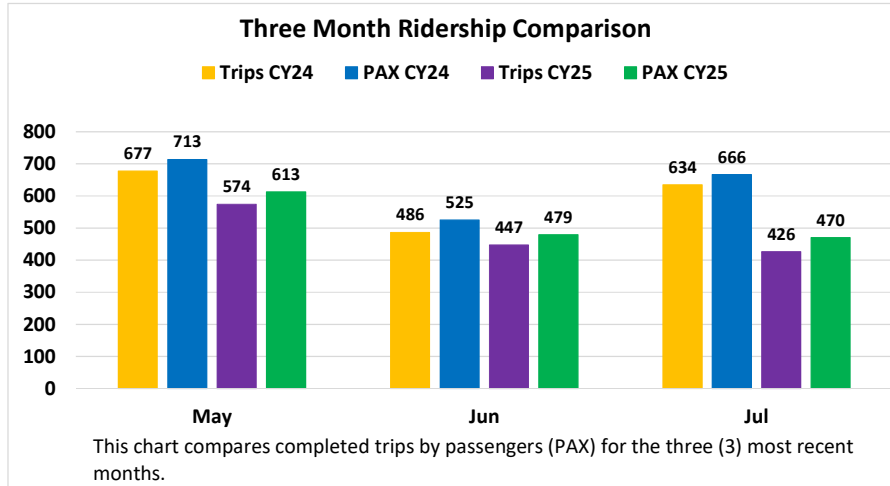


EXCEEDS GOAL!

Palm Desert Geo-Fence Metrics CYTD 2025

Total Completed Trips: 4,189

Total Number of Passengers: 4,438



Percentage of Trips as Ridesharing: 14%.

[Based on No. of Shared Rides for the month (60) divided by Total Trips Completed (426).]

Customer Satisfaction Rating

Avg. rider trip rating: 5.0

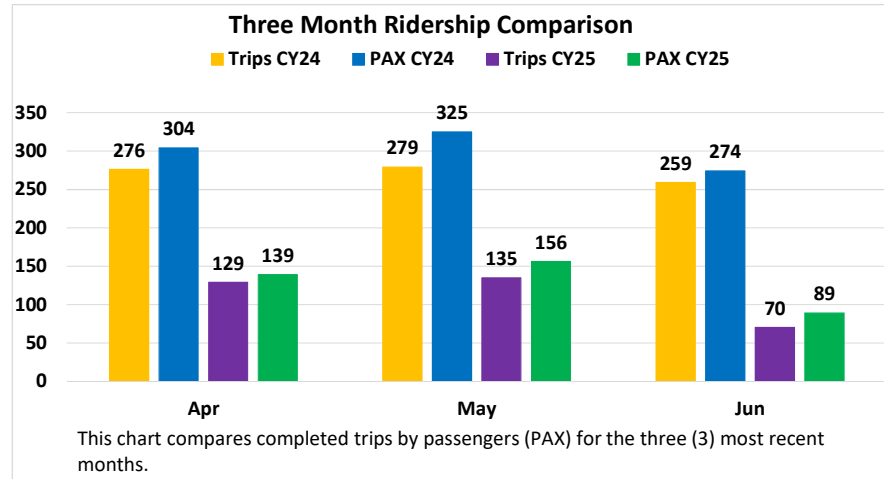
Goal: 4.5



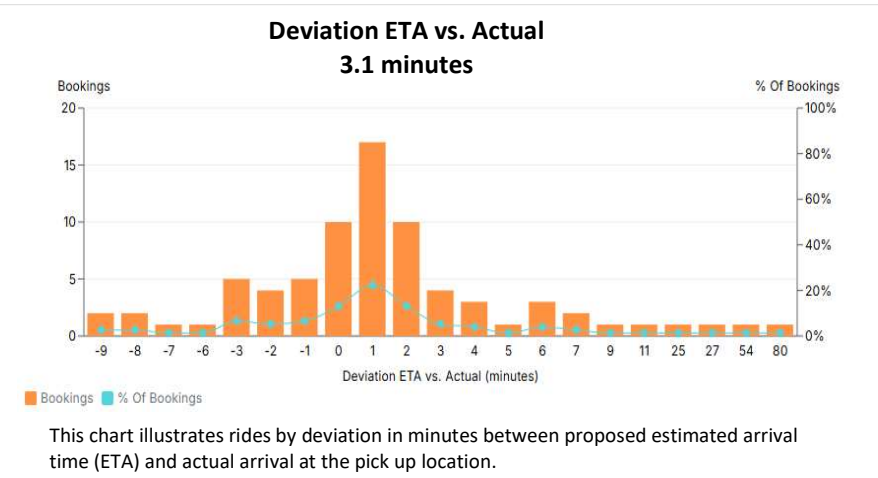
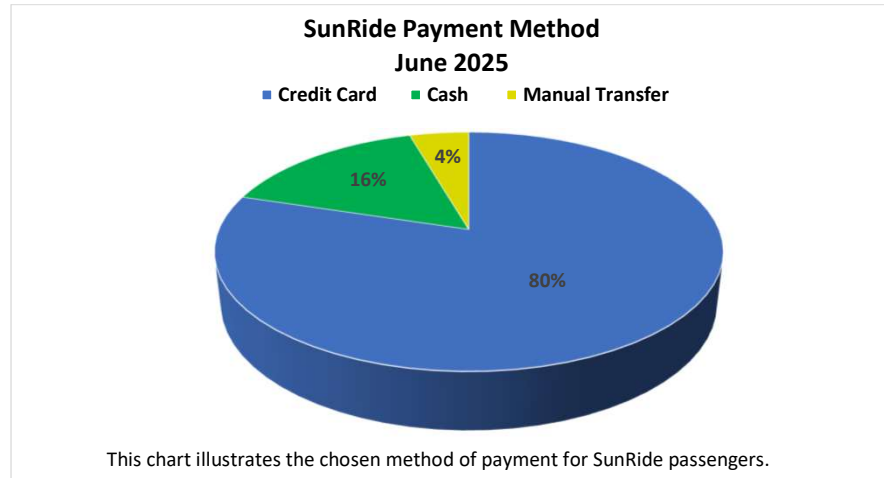
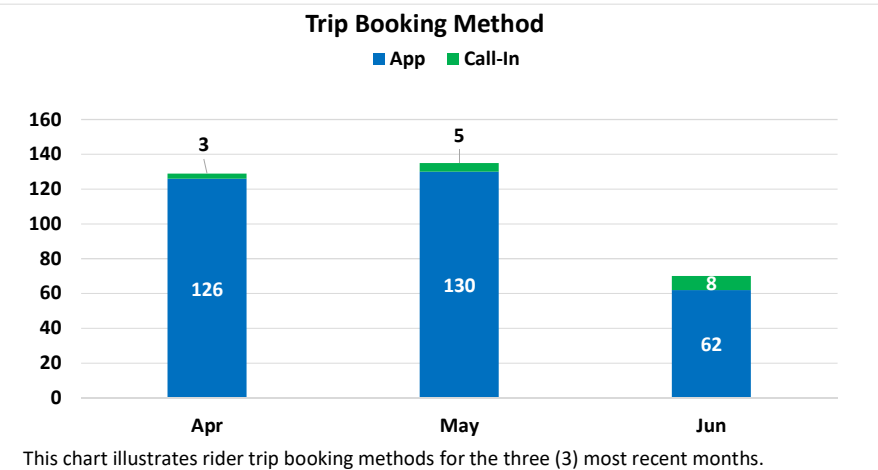
EXCEEDS GOAL!

Palm Springs Geo-Fence Metrics CYTD 2025

Total Completed Trips: 1,225



Total Number of Passengers: 1,368



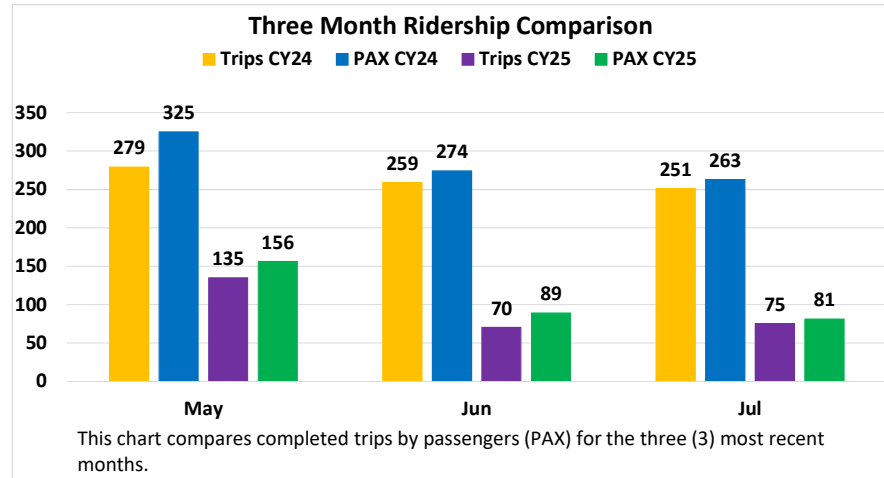
Percentage of Trips as Ridesharing: Six (6) percent.
 [Based on No. of Shared Rides for the month (4) divided by Total Trips Completed (70).]

Customer Satisfaction Rating
 Avg. rider trip rating 5.0
 Goal: 4.5

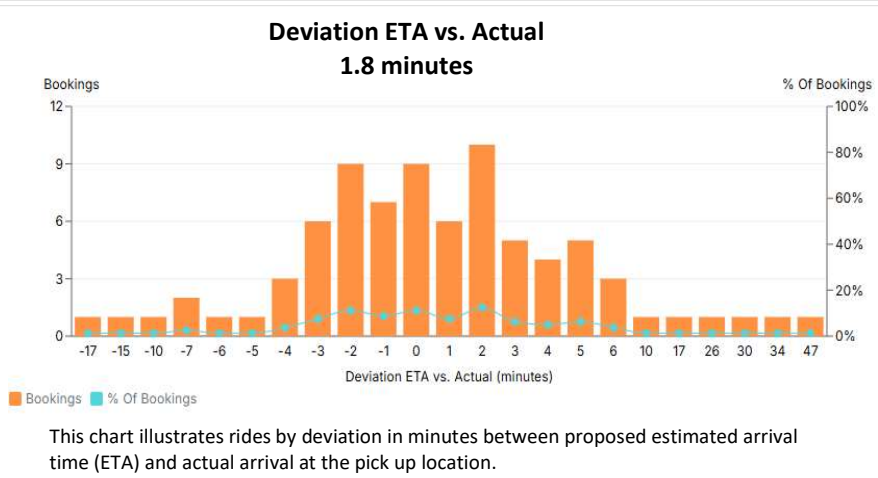
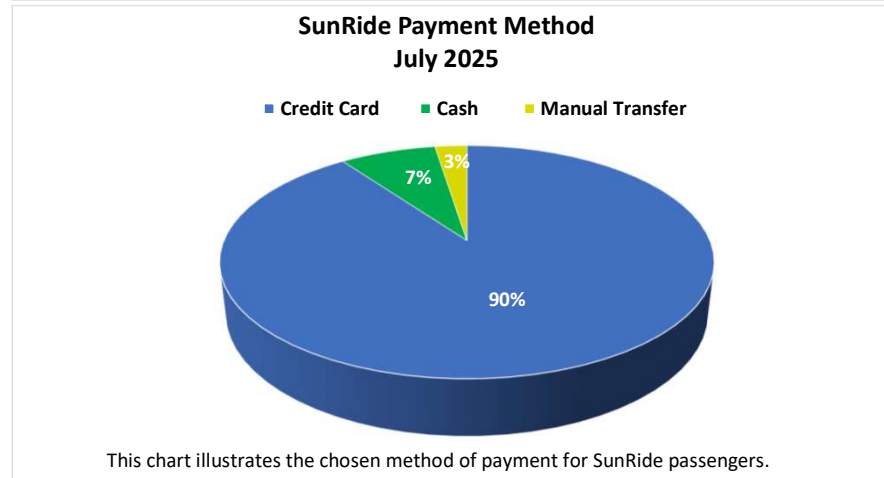
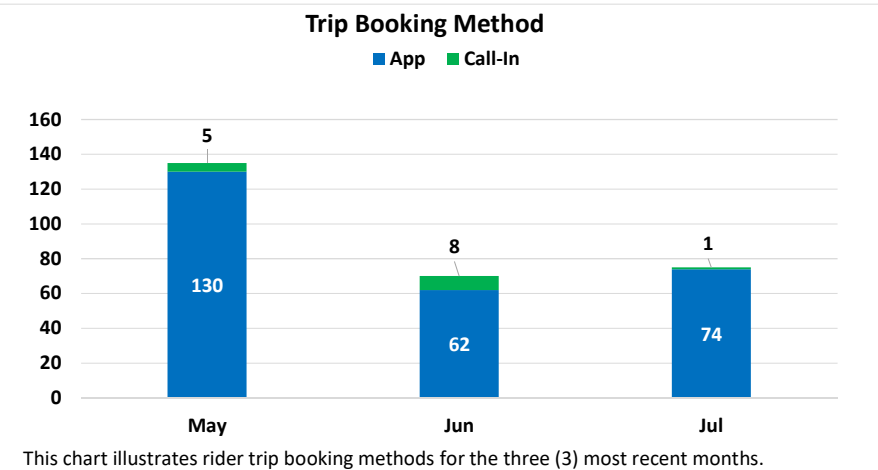


Palm Springs Geo-Fence Metrics CYTD 2025

Total Completed Trips: 1,300



Total Number of Passengers: 1,449

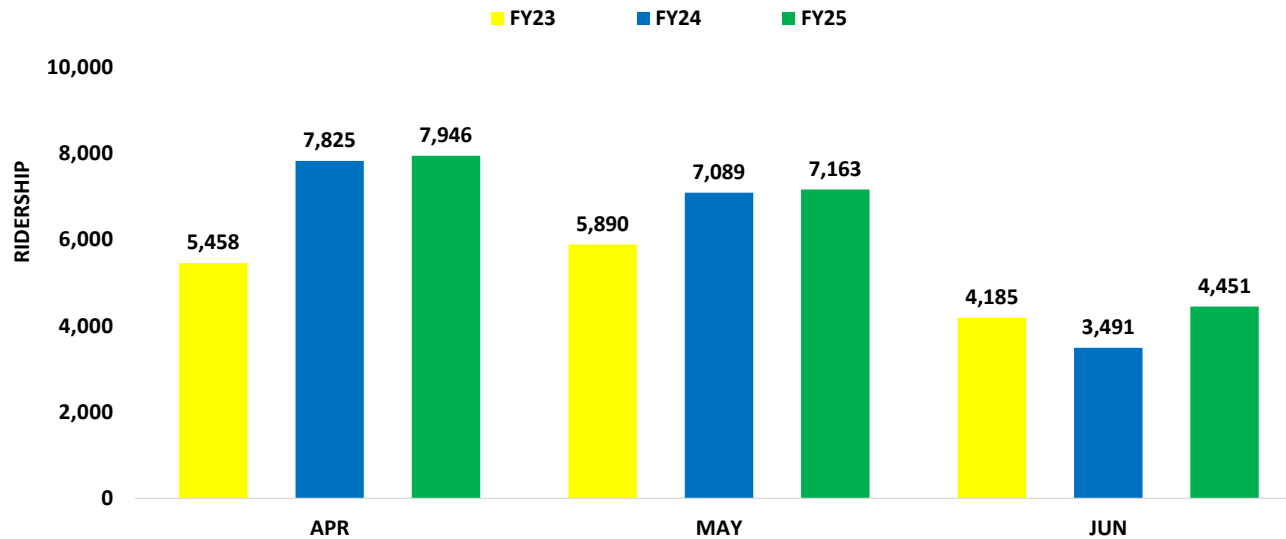


Percentage of Trips as Ridesharing: Eight (8) percent.
[Based on No. of Shared Rides for the month (6) divided by Total Trips Completed (75).]

Customer Satisfaction Rating
Avg. rider trip rating 4.8
Goal: 4.5



Haul Pass COD Ridership - June 2025



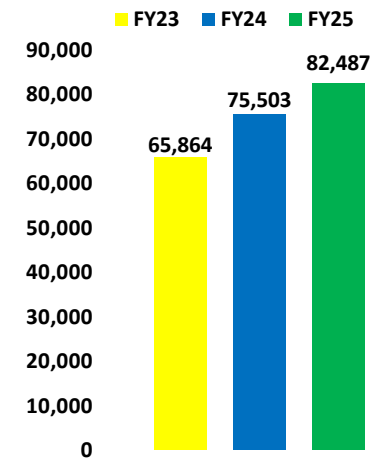
The Haul Pass program was introduced in August 2018.

This chart represents monthly ridership on the Haul Pass COD.

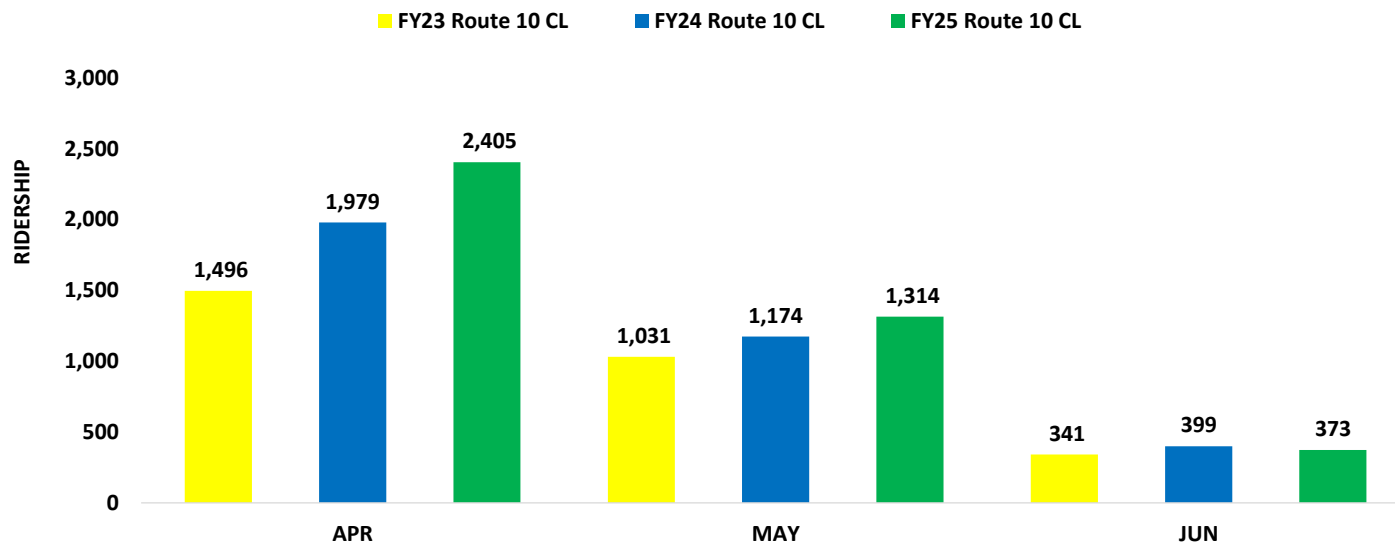
ID Card swipe contributed 73 rides. Token Transit contributed 4,134 rides. 31 Day Paper Pass contributed 244 rides.

COD moved over to Token Transit & 31 Day University Paper Pass as of June 3, 2024.

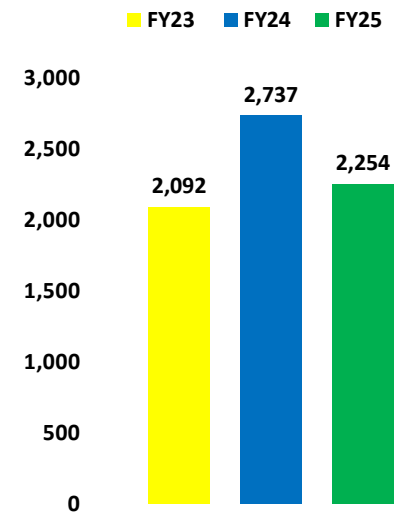
COD Fixed Route Ridership Year to Date



Haul Pass CSUSB Ridership - June 2025



CSUSB Fixed Route Ridership Total



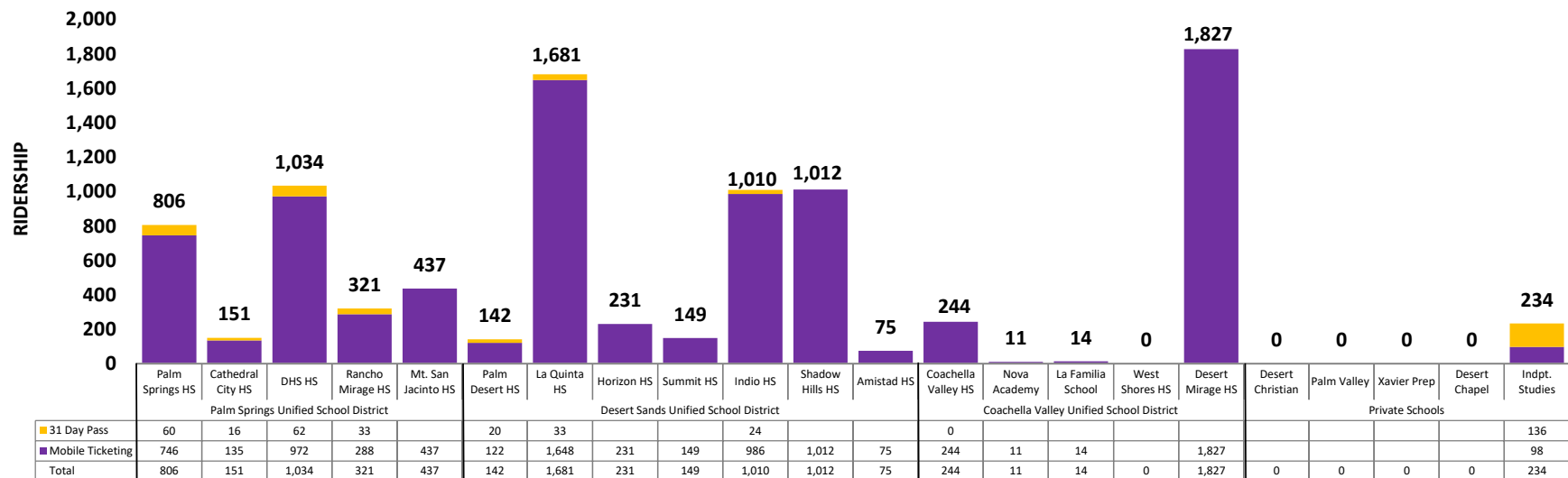
The Haul Pass CSUSB program was introduced in September 2019.

This chart represents monthly ridership on the Haul Pass CSUSB.

For the month of June 2025, CSUSB contributed 737 rides from 70 unique users. From that total, 293 rides were used on Route 10 and 80 rides on the fixed route system.

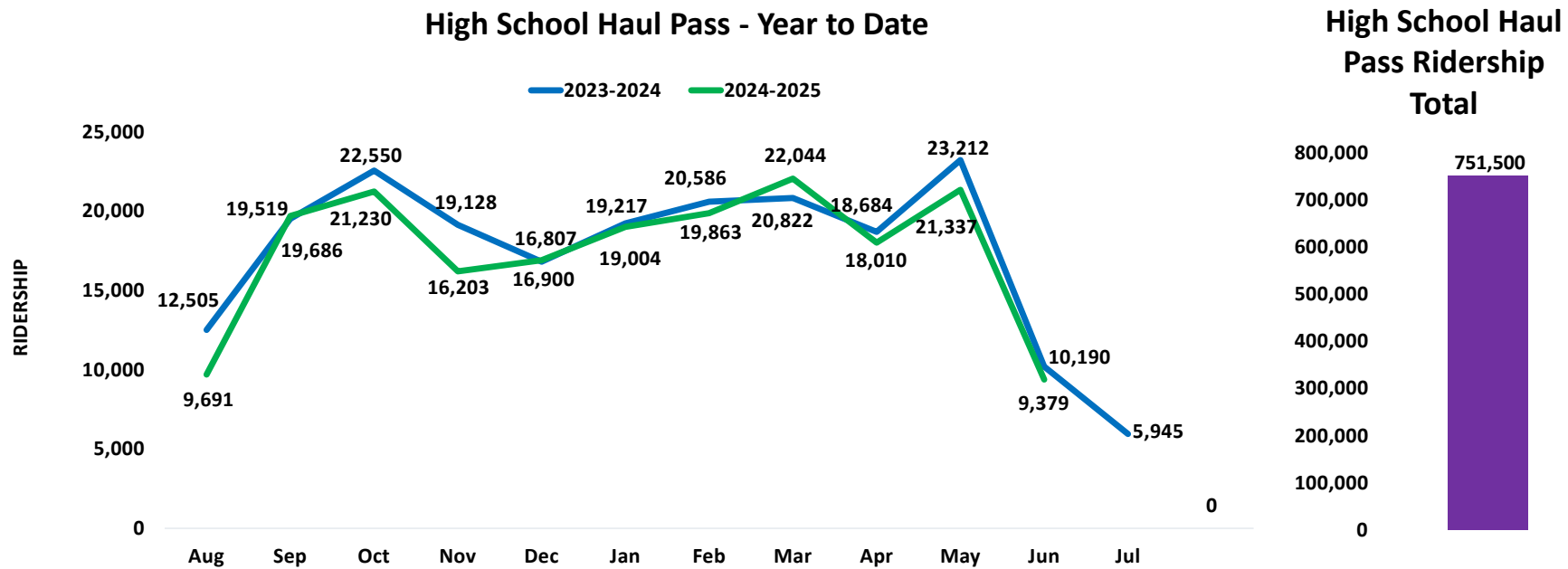
High School Haul Pass - June 2025

■ Mobile Ticketing ■ 31 Day Pass



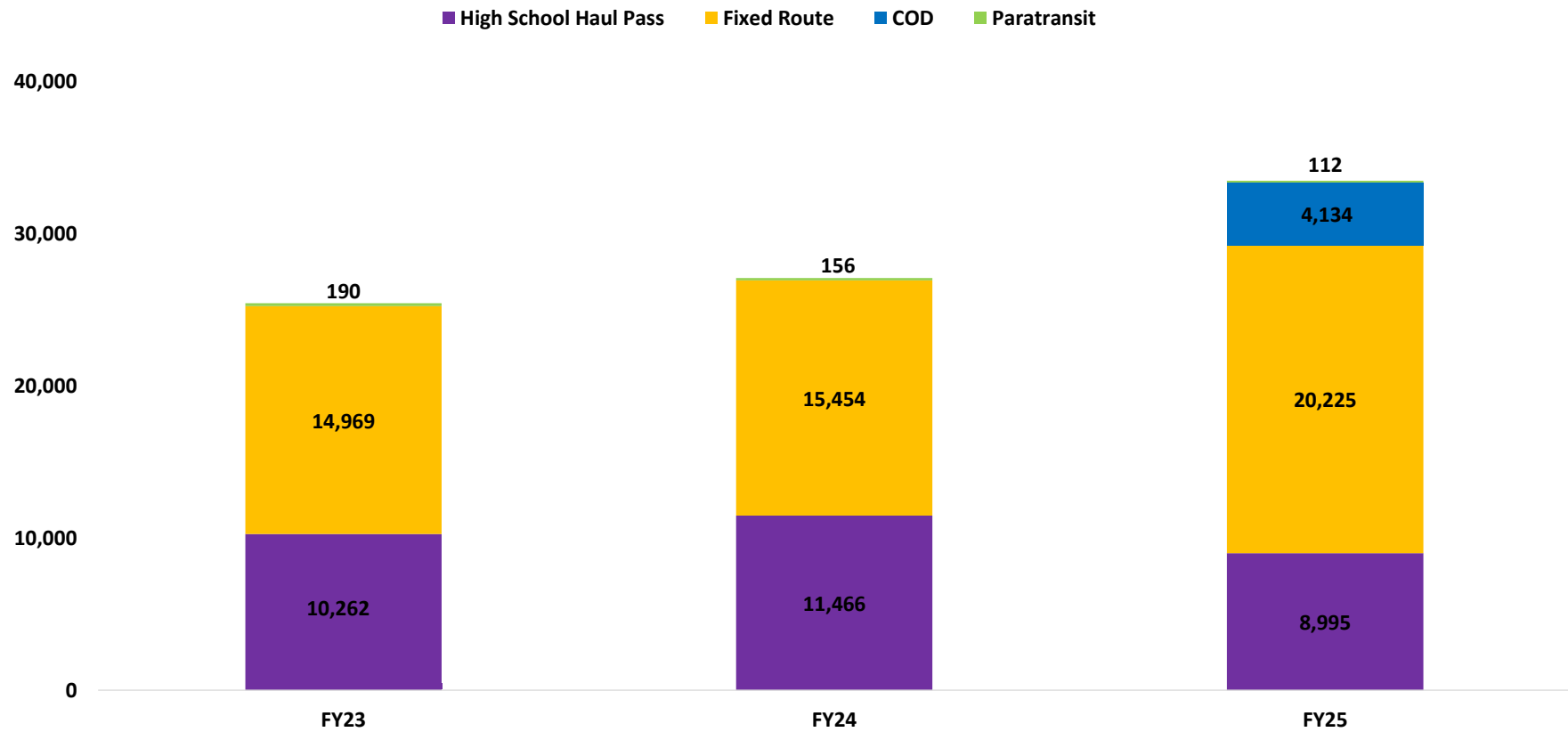
The High School Haul Pass program was introduced in August 2021.

This chart represents a monthly combination of Mobile Ticketing and 31 Day Pass ridership by school for the High School Haul Pass.



The High School Haul Pass program was introduced in August 2021.
 This chart represents monthly ridership comparison for the High School Haul Pass.

Mobile Ticketing Usage - June 2025

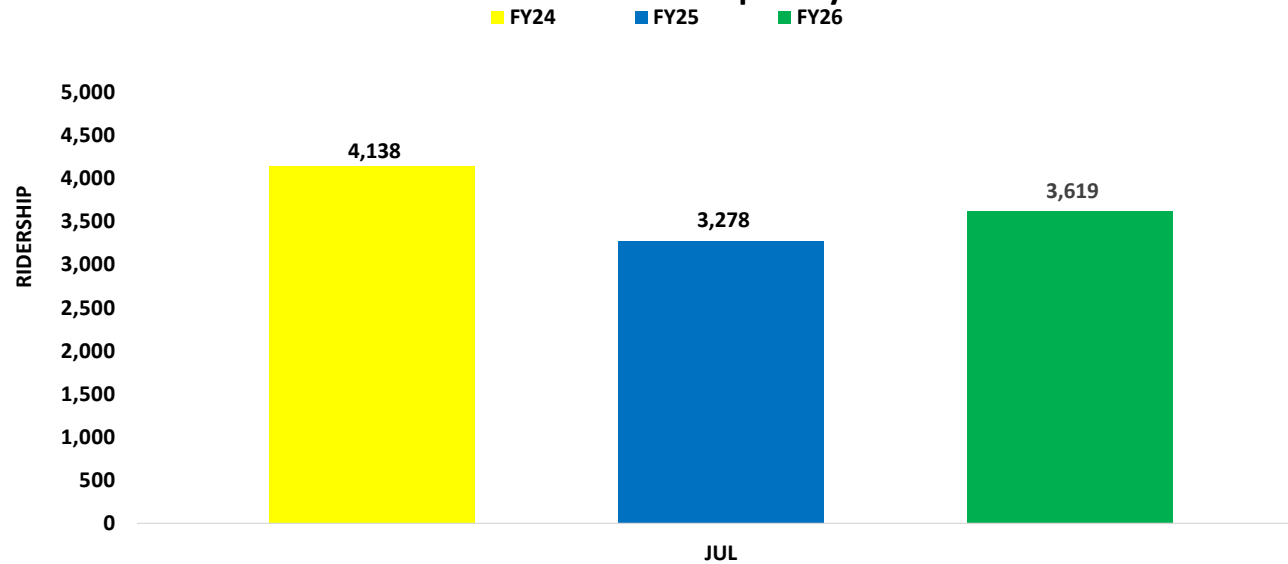


This chart represents all monthly mobile ticketing usage by category based on the Token Transit app data.

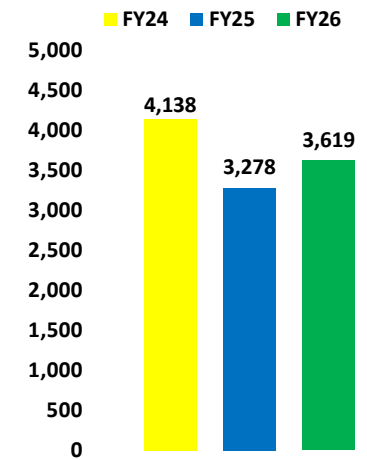
The total for May 2025 includes the following passes used through Token Transit: High School Haul Pass, COD Haul Pass, Fixed Route and Paratransit.

Mobile Ticketing was introduced for COD Haul Pass in June 2024.

Haul Pass COD Ridership - July 2025



COD Ridership Year to Date



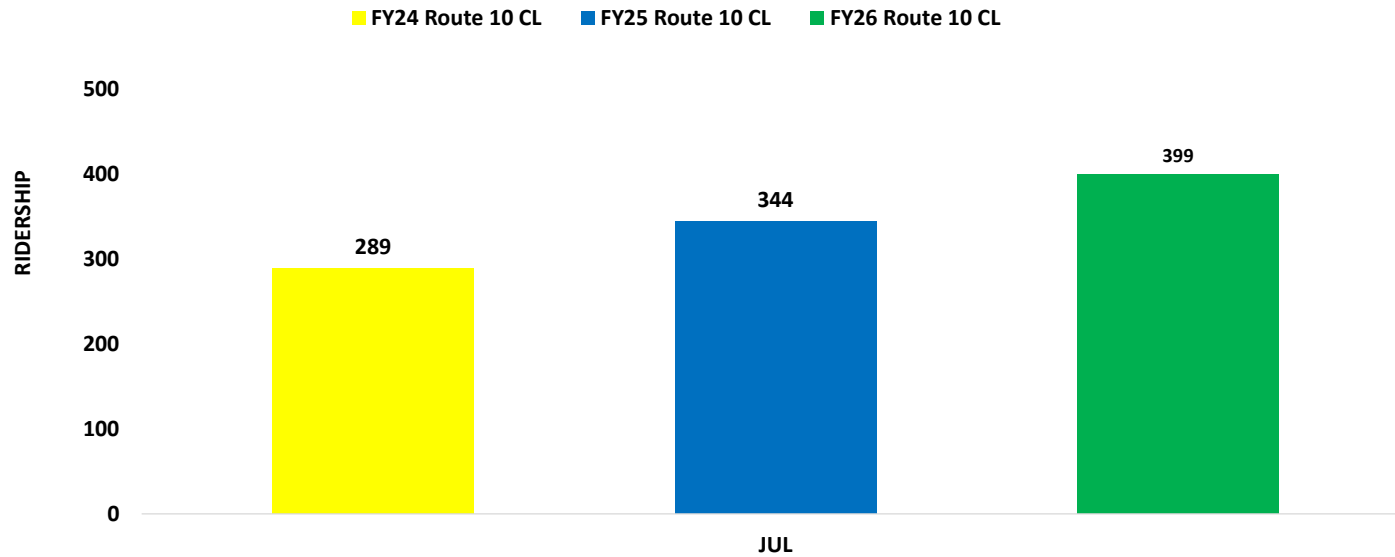
The Haul Pass program was introduced in August 2018.

This chart represents monthly ridership on the Haul Pass COD.

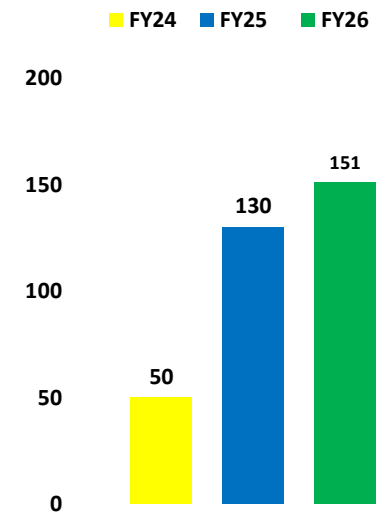
ID Card swipe contributed 102 rides. Token Transit contributed 3,321 rides. 31 Day Paper Pass contributed 196 rides.

COD moved over to Token Transit & 31 Day University Paper Pass as of June 3, 2024.

Haul Pass CSUSB Ridership - July 2025



CSUSB Fixed Route Ridership Total



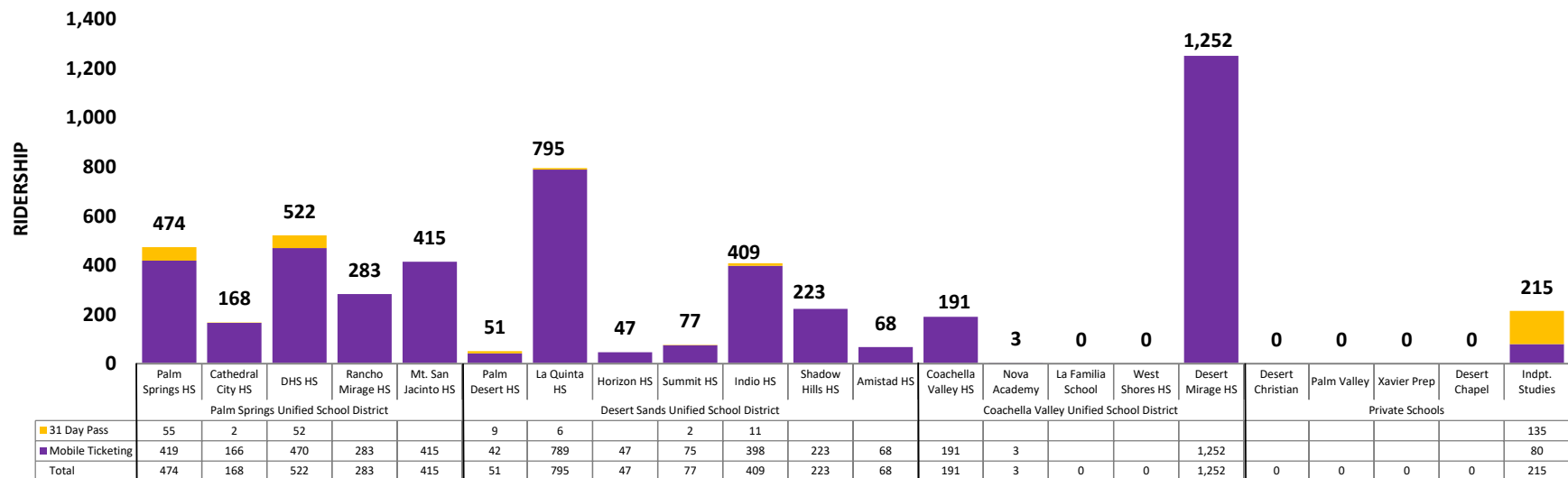
The Haul Pass CSUSB program was introduced in September 2019.

This chart represents monthly ridership on the Haul Pass CSUSB.

For the month of July 2025, CSUSB contributed 550 rides from 64 unique users. From that total, 399 rides were used on Route 10 and 151 rides on the fixed route system.

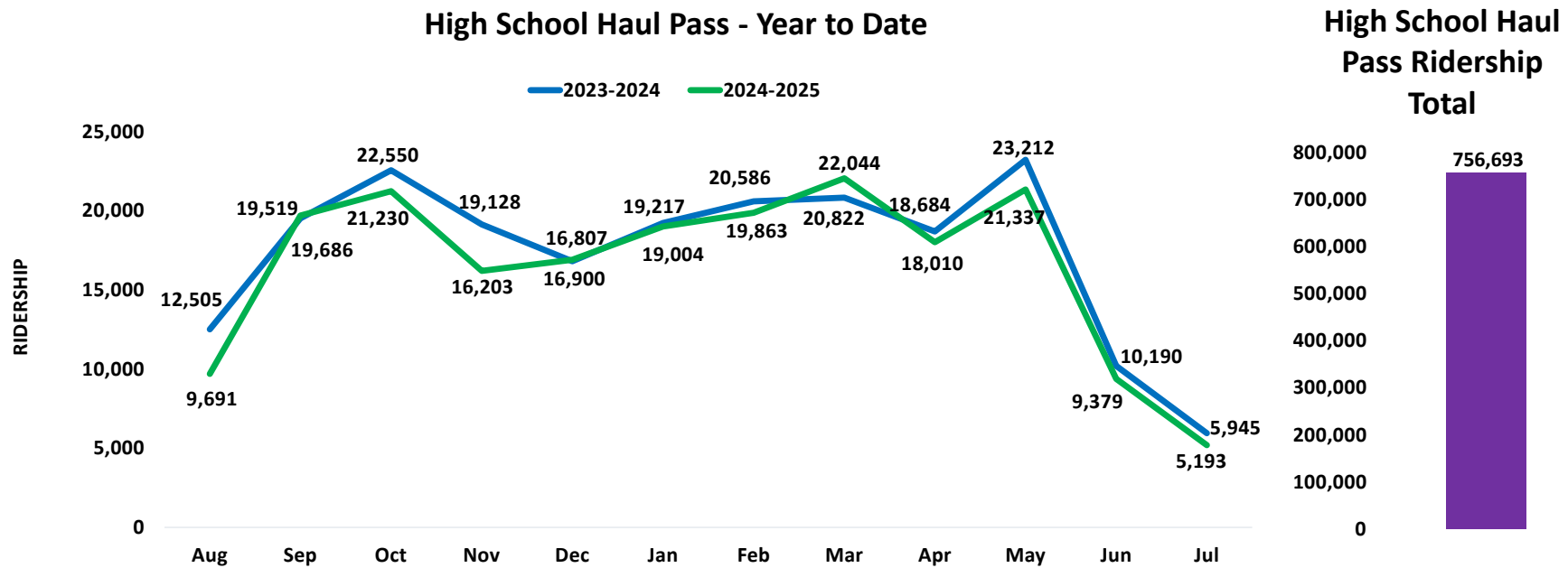
High School Haul Pass - July 2025

■ Mobile Ticketing ■ 31 Day Pass



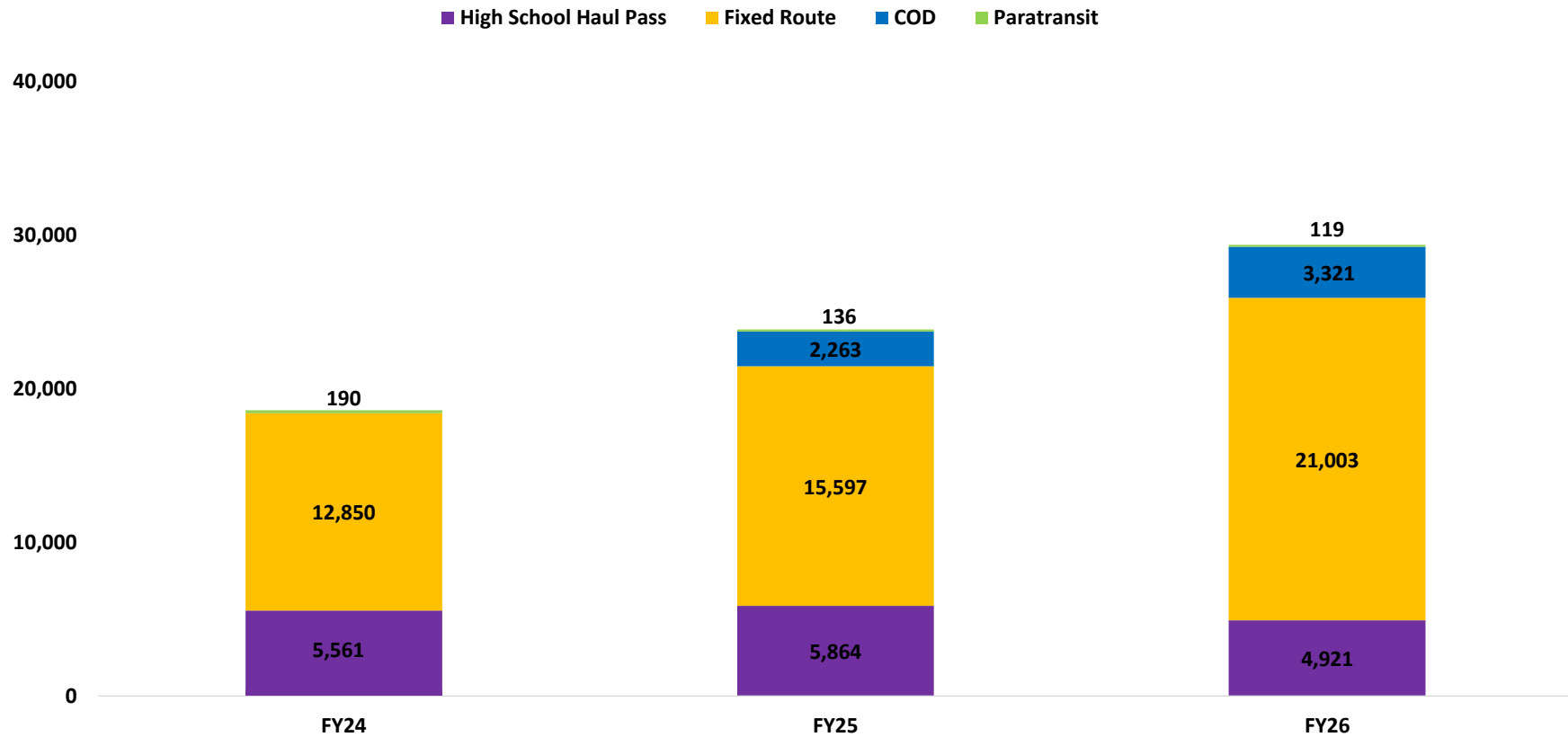
The High School Haul Pass program was introduced in August 2021.

This chart represents a monthly combination of Mobile Ticketing and 31 Day Pass ridership by school for the High School Haul Pass.



The High School Haul Pass program was introduced in August 2021.
 This chart represents monthly ridership comparison for the High School Haul Pass.

Mobile Ticketing Usage - July 2025



This chart represents all monthly mobile ticketing usage by category based on the Token Transit app data.

The total for May 2025 includes the following passes used through Token Transit: High School Haul Pass, COD Haul Pass, Fixed Route and Paratransit.

Mobile Ticketing was introduced for COD in June 2024.

SunLine Transit Agency

CONSENT CALENDAR

DATE: September 24, 2025

APPROVE

TO: Finance/Audit Committee
Board of Directors

RE: Acceptance of Board Member Attendance for August 2025

Summary:

The attached report summarizes the Board of Directors' attendance for fiscal year to date August 2025.

Recommendation:

Approve.

FY 25/26	Board Member Matrix Attendance													
	Jul	Aug	Sep	Oct	Nov	Dec	Jan	Feb	Mar	Apr	May	Jun	Total Meetings	Total Attended
Desert Hot Springs		X											10	1
Palm Desert		X											10	1
Palm Springs		X											10	1
Cathedral City		X											10	1
Rancho Mirage		X											10	1
Indian Wells		X											10	1
La Quinta		X											10	1
Indio		X											10	1
Coachella		X											10	1
County of Riverside		X											10	1

**No regular Board meeting has held in July. A Special Board Meeting was convened on August 7, 2025.*

X - ATTENDED (Primary/Alternate)

DARK –

SunLine Transit Agency

DATE: September 24, 2025 **ACTION**

TO: Finance/Audit Committee
Board of Directors

FROM: Walter Watcher, Chief of Capital Projects

RE: Amendment to Agreement with Anew Climate, LLC for the Purchase of Renewable Natural Gas and Low Carbon Fuel Standard Credit Management

Recommendation

Recommend that the Board of Directors (Board) delegate authority to the CEO/General Manager to negotiate and execute a fourth amendment to the Base Contract for Retail Sale and Purchase of Natural Gas or Electricity (Agreement No. 17-075) (Agreement) with Anew Climate, LLC (Anew) to extend the term by one (1) year through October 31, 2026 for \$800,000.

Background

On September 27, 2017, the Board of Directors approved an agreement with Element Markets Renewable Energy, LLC (Element Markets). In November 2017, SunLine Transit Agency (SunLine) entered into the Agreement with Element Markets for the supply of renewable natural gas and brokering of fuel credits. Since that time, SunLine has earned over \$8.6 million in fuel credits revenue, which is approximately \$955,000 per year. In February 2022, Element Markets merged with another company and created Anew. On September 28, 2022, the Board approved an amendment to extend the term of the Agreement through October 31, 2025. Staff has been working with Anew to prepare for SunLine's participation in the Low Carbon Fuel Standard (LCFS) program with SunLine's Light-Duty Hydrogen Refueling Infrastructure (LD-HRI).

In late 2024, the California Air Resources Board (CARB) amended the LCFS regulation to include provisions for Heavy-Duty Hydrogen Refueling Infrastructure (HD-HRI) credits, which the Office of Administrative Law (OAL) approved on June 27, 2025. Given the timing of the CARB amendments and OAL's approval, staff has not yet been able to complete the registration and crediting process for the heavy duty station. Extending the term of the Agreement by one year will ensure continuity of services, allow staff and Anew to finalize the station's registration, and enable SunLine to capture revenues from HD-HRI credits under the updated LCFS regulation. The amendment will also give staff time to develop and issue a new solicitation next year to select a partner for SunLine's fuel credits revenue program.

Anew's proposed prices are comparable to other larger entities, such as Southern California Gas Company. Anew's compensation structure for credit sales is performance based and is tied directly to the value of credits generated and sold. This assures SunLine that it receives a fair and reasonable price for its fueling credits.

Financial Impact

The financial impact of entering into this amendment would result in gross revenues of approximately \$1 million and \$800,000 in expenses, which are included in the current budget and will be included in future operating budgets.

The \$800,000 in expenses accounts for normal operating costs to fuel vehicles. However, because this Agreement allows for the generation of LCFS emission credits, SunLine is able to generate an estimated \$1 million in revenue over one year, which more than offsets the anticipated costs.

Strategic Priority

Resource Acquisition, Allocation, & Management – Our resource management commitment prioritizes optimized resource management by effectively acquiring and allocating financial, human, and material resources to ensure operational excellence and long-term sustainability in stewarding public funds, fostering transparency and trust in how resources are utilized to serve our community.

In Collaboration with:

Ray Stevens, Deputy Chief of General Services

Shawn Craycraft, Deputy Chief Fueling & Infrastructure

Approved/Reviewed by:

Mona Babauta, CEO/General Manager

Luis Garcia, Chief Financial Officer

Catherine J. Groves, General Counsel